

Live Assessment Material

Model Assignment 1

OCR Level 1/2 Cambridge National Award in Health and Social Care
OCR Level 1/2 Cambridge National Certificate in Health and Social Care
OCR Level 1/2 Cambridge National Diploma in Health and Social Care
Unit R031: Using basic first aid procedures

Please note:

This OCR model assignment is to be used to provide evidence for the unit identified above. Alternatively, centres may 'tailor' or modify the assignment within permitted parameters (see Information for Teachers). It is the centre's responsibility to ensure that any modifications made to this assignment allow learners to show that they can meet all of the learning outcomes and provide sufficient opportunity for learners to demonstrate achievement across the full range of marks.

INSTRUCTIONS TO TEACHERS

The OCR administrative codes associated with this unit are:

- Unit entry code R031
- Certification code Award J801/Certificate J811/Diploma J821

The accreditation numbers associated with this unit are:

- Unit reference number D/503/6197
- Qualification reference J801 - 600/4777/X, J811 - 600/4780/X, J821 - 600/4771/9

Duration: Approximately 10 hours

ALL OF THIS MATERIAL MAY BE PHOTOCOPIED. Any photocopying will be done under the terms of the Copyright Designs and Patents Act 1988 solely for the purposes of assessment.

Contents

	Page Number(s)
INFORMATION FOR LEARNERS	3
<p>Scenario for the assignment (setting the scene) This section contains the assignment background which learners will need to be familiar with in order to complete the tasks.</p>	4
<p>Your tasks This section contains all the tasks learners must complete before work can be submitted for assessment.</p>	5 - 6
INFORMATION FOR TEACHERS	7
<p>General guidance on using this assignment This section provides general guidance to centre staff on the preparation and completion of the assignment.</p>	8 - 10
<p>Specific guidance on the tasks This section provides guidance on managing the assessment</p>	11 - 13
<p>Evidence summary This section provides a summary of the evidence it is expected the learner will produce for this assignment.</p>	14
Witness statement	15 - 20

Model Assignment: Information for Learners

OCR Level 1/2 Cambridge National Award in Health and Social Care

OCR Level 1/2 Cambridge National Certificate in Health and Social Care

OCR Level 1/2 Cambridge National Diploma in Health and Social Care

Unit R031: Using basic first aid procedures

Scenario for the assignment

Accidents happen....do you know what to do?

As you want to work in health and social care it is likely that you will come across accidents and it is important that you know what to do. You will need to show that you are able to assess the scene of an accident, you understand and are able to demonstrate practical first aid skills.

Your materials will include written information and practical demonstrations.

To help you in future you will need to produce a reference guide to show your understanding of the first aid procedures for a range of injuries. Your reference guide must include:

- how to seek additional support
- the information needed for emergency services
- understanding of first aid procedures

Your practical demonstration must show how to:

- assess the scene of an accident
- apply basic first aid procedures

in a health or social care setting.

Finally you will review your practical activities.

Read through all of the tasks carefully, so that you know what you will need to do to complete this assignment.

Your tasks

Task 1: Assessing the scene

This task covers part of Learning Outcome 1: Be able to assess scenes of accidents to identify risks and continuing dangers

The first action you need to take when there is an accident is to assess the scene.

You need to show:

- that you can assess the dangers to the casualty, the first aider and others
- consideration of how the area can be made safe
- how to obtain informed consent
- demonstrate clear communication

You will need to take part in a role play to demonstrate these skills. A witness statement will need to be provided commenting on how you completed your assessment of the scene.

Task 2: Additional support

This task covers part of Learning Outcome 1: Be able to assess scenes of accidents to identify risks and continuing dangers

For your scenario additional support will be needed to help deal with the accident.

You should describe:

- when and how to seek additional support
- why the people reported to are appropriate
- the information you would supply to the emergency services

Task 3: Understanding first aid procedures

This task covers Learning Outcome 2: Understand the first aid procedures for a range of injuries

Your reference guide needs to provide information about how to identify the nature and severity of the injuries listed below, the current first aid procedures for these injuries and the rationale (reasons) for the procedures.

Range of injuries:

- conscious/unconscious and breathing/not breathing
- choking
- an asthma attack
- burns or scald
- bleeding
- shock

For each of the injuries provide information about:

- possible causes
- severity
- symptoms
- the correct sequence of steps in the current first aid procedures
- rationale

Task 4: Demonstrate first aid procedures

This task covers part of Learning Outcome 3: Be able to apply basic first aid procedures

You need to demonstrate the first aid procedure, in the correct sequence of steps, for each of the following:

- conscious/unconscious and breathing/not breathing
- choking
- an asthma attack
- burns or scald
- bleeding
- shock

A witness statement will need to be provided commenting on how you completed your first aid procedures.

Task 5: Review

This task covers part of Learning Outcome 3: Be able to apply basic first aid procedures

You now need to produce a review of your practical first aid skills.

Your review must cover:

- how competent you were
- strengths and weaknesses
- suggested improvements to your performance

Information for Teachers

OCR Level 1/2 Cambridge National Award in Health and Social Care

OCR Level 1/2 Cambridge National Certificate in Health and Social Care

OCR Level 1/2 Cambridge National Diploma in Health and Social Care

Unit R031: Using basic first aid procedures

General guidance on using this assignment

1 General guidance

- 1.1 OCR assignments are available to download free of charge from our website: www.ocr.org.uk
- 1.2 OCR assignments are intended to be used for summative assessment of learners. The OCR specification for this qualification gives more information on the arrangements for assessing internally assessed units.
- 1.3 This assignment has been designed to meet the full assessment requirements of the unit. Learners will need to take part in a planned learning programme that covers the underpinning knowledge, understanding and skills of the unit.

2 Before carrying out this assignment

- 2.1 Learners should be provided with a copy of the *Information for Learners* section of this assignment.
- 2.2 Learners will not need to carry out any preparations prior to undertaking the assessment tasks, such as collating resources to use in the assessment.
- 2.3 We have estimated that it will take approximately ten hours to complete all tasks. Learners would need approximately 2 – 2.5 hours to complete task 1, 3 and 3.5 hours to complete task 2, 2 – 2.5 hours to complete task 3 and 1 – 1.5 hours to complete task 4.. These timings are for guidance only but should be used by the teacher to give learners an indication of how long to spend on each task. Centres can decide how the time can be allocated between each part or individual task. Centres are also permitted to spread the tasks across several sessions and therefore it is permissible for evidence to be produced over several sessions.

3 When completing the assignment and producing evidence

- 3.1 Each learner must produce individual and authentic evidence for each task within the assignment.
- 3.2 Centre staff may give support and guidance to learners. This support and guidance should focus on checking that learners understand what is expected of them and giving general feedback that enables the learner to take the initiative in making improvements, rather than detailing what amendments should be made. It is not acceptable for teachers/deliverers to provide answers or to work through answers in detail.
- 3.3 Learners may use information from any relevant source to help them with producing evidence for the tasks.

- 3.4 Learners must be guided on the use of information from other sources to ensure that confidentiality is maintained at all times. It is acknowledged that learners in their responses may refer to situations in the scenario we have provided but as the scenario is fictitious this does not break any rules of confidentiality.
- 3.5 We have specified what evidence the learner is expected to produce. Usually, the type of evidence provided may be modified, with the exception of certain types of evidence listed below under '*Permitted changes*'. Format must not be confused with the content or the type of evidence to be produced and it is important to note that it is possible to generate the evidence in a variety of formats. Centres must advise learners as to the most appropriate format of evidence. The assessment is structured so that learners are required to provide evidence of using appropriate Health and Social Care techniques to meet specified purposes. It is unlikely that evidence of the techniques used will, on their own, provide sufficient evidence to judge the extent to which they have been used appropriately. Annotations may help to provide this additional context. The section *Evidence Summary* at the back of this document will guide you on the type of evidence and formats for evidence.

4 Presentation of work for marking and moderation

- 4.1 Centres wishing to produce digital evidence in the form of an e-portfolio should refer to the appendix in the specification on guidance for the production of electronic assessment.
- 4.2 Centres may wish to discourage learners from excessive use of plastic wallets for presentation of their evidence as this may hinder the assessment process. Instead centres may wish to encourage learners to present their work so that it is easily accessible, e.g. spiral bound, stapled booklet, treasury tag.

5 Scope of permitted model assignment modification

The model assignment is very self-contained in its present form. The set of tasks form a coherent whole addressing all the learning outcomes and allowing access to the full range of marks.

You **must not** change the following:

- the learning outcomes
- the marking criteria
- the requirements for supervision and authentication as described in the specification (section *The internally assessed units*)
- the requirement to carry out a demonstration of basic first aid procedures.

Permitted changes:

The model assignment can be modified in terms of the areas described below at the permission of OCR but centres must be sure that learners still have the opportunity to cover all of the learning outcomes and to access the full range of marks:

- The learner's assignment may be contextualised or amended to suit local needs. Any local health or social care setting could be used as a focus for the creative activity.
- Who the individual is and what their needs are.
- Each specific task may be appropriately contextualised to match with any permitted changes you have made to the scenario.
- The type of evidence required and the format it takes.

OCR has ensured that in the language used and the tasks and scenario provided we have avoided discrimination, bias and stereotyping and support equality and diversity. In the development of qualifications and assessments we use the guidance given in the Ofqual publication *Fair access by design*, notably this includes:

- using language and layout in assessment materials that does not present barriers to learners
- using stimulus and source materials in assessment materials (where appropriate) that do not present barriers to learners.

If centres wish to adapt the model assignment we strongly advise that staff responsible for modifying the model assignment and quality assuring it refer to the publication *Fair access by design*.

If modifications are made to the model assignment, whether to just the scenario or to both the scenario and individual tasks, it is up to the centre to ensure that all learning outcomes can be met and that learners can access the full range of marks.

Specific guidance on the tasks

Introduction to the tasks

These guidance notes should be used in conjunction with the specification.

The tasks have been designed to enable learners to demonstrate their knowledge and understanding of how to assess the scene of an accident in health and social care settings for risks and continuing dangers. Learners will need to understand and be able to carry out a variety of basic first aid procedures for a range of injuries.

This unit must be delivered by a suitably qualified person, eg the holder of a current first aid training qualification.

In this section is a table of suggested scenarios with illustrations of set ups which may be used for Tasks 1 and 4.

This unit can only be evidenced in the context of adult individuals.

Specific guidance on Task 1: Assessing the scene and demonstrating first aid procedures.

Learners need to assess the scene of an accident. Suggested scenarios are provided in this section, the tutor should choose a scenario which is most appropriate to the learner and set up a role play.

Learners must adopt the role of the person who is dealing with the accident situation. The accident victim must be role played by someone who will allow learners to access the full mark range.

The assessor/tutor should sit in an unobtrusive position but should be able to fully observe and hear the role play situation in order to enable them to complete an accurate witness statement.

Specific guidance on Task 4: Demonstrate first aid procedures

Learners need to demonstrate the practical first aid skills in the correct sequence for each of the following:

- conscious/unconscious and breathing/not breathing
- choking
- an asthma attack
- burns or scald
- bleeding
- shock.

Learners must adopt the role of the person who is dealing with the accident situation. The accident victim must be role played by someone who will allow learners to access the full mark range.

Scenarios provided in this section may be used if appropriate.

The assessor/tutor should sit in an unobtrusive position but should be able to fully observe the demonstration of skills to enable them to complete an accurate witness statement.


Where external providers are used to deliver and assess the practical skills, witness statements will still need to be completed.






The guidance and support given to learners will be a key indicator of the mark given within the mark band.

Specific guidance on Task 5: Review

In the review learners should be encouraged to draw upon their skills, knowledge and understanding from other units.

When assessing the evidence tutors will need to identify where learners have drawn upon knowledge and understanding from other units in the specification. For example, when reviewing their practical activities learners may comment on the need for personal protective equipment (PPE) when controlling bleeding which they will have covered in R021.

Scenario	Role Play Set-up
<p>1:</p> <p>Rosie attends the life skills class for young adults with learning disabilities at Checkleigh Day Centre. She decides to make a pot of tea for her friends. While making the tea she accidentally pours boiling water over her hand.</p>	

<p>2:</p> <p>You are working as a care assistant at Westwood Retirement Home. You find Doris, one of the residents, lying on the floor at the bottom of the stairs. She is quiet and still. Another resident is standing next to her.</p>	
<p>3:</p> <p>Hardeep, a social worker, is attending a conference about new safeguarding procedures. During lunch, whilst eating, she suddenly starts gasping for breath and has difficulty speaking.</p>	
<p>4:</p> <p>The warden at Teanville sheltered housing responds to an alarm triggered by one of the residents. On arrival at George's flat the warden finds him in the kitchen. The bread knife is on the floor and George's hand is bleeding profusely.</p>	
<p>5:</p> <p>A charity football match is being held by parents to raise funds for the local children's hospice. As he is running for the ball, Gordon has difficulties. He becomes very breathless and starts wheezing and coughing.</p>	
<p>6:</p> <p>Teanville youth club are having a party. Stan, one of the volunteer staff, accepts a sweet from Balpreet not realising it contains nuts. Stan quickly develops red blotchy skin, his neck and face start to swell and he has difficulty breathing.</p>	

Evidence summary

When completing this assignment it may be possible to generate evidence for completing a task in a variety of formats. This list provides examples of the format that can be used, it is not exhaustive. In some cases the task or assignment will require a specific format for the outcome and this will be clearly marked with an asterisk in the table.

Task number	What learners need to produce (evidence)	Format of evidence (this list is not exhaustive)
Task 1	Practical demonstration of: <ul style="list-style-type: none"> • how to assess scenes of accidents to identify risks and continuing dangers 	<ul style="list-style-type: none"> • Video evidence/transcript • Witness statement
Task 2	A description of: <ul style="list-style-type: none"> • when and how to seek additional support • why the people reported to are appropriate • information to be supplied to the emergency services 	<ul style="list-style-type: none"> • Written descriptions • Written guide/manual • Presentation • Images/diagrams with annotations of dangers at the scene of an accident • Report
Task 3	For each of a range of injuries provide information about: <ul style="list-style-type: none"> • possible causes • severity • symptoms • the correct sequence of steps • rationale 	<ul style="list-style-type: none"> • Written information • Written guide/manual • Images • Presentation
Task 4	Carry out a demonstration of: <ul style="list-style-type: none"> • the correct first aid procedures for a chosen scenario 	Practical/demonstration activity: <ul style="list-style-type: none"> • Video evidence/transcript • Witness/observation statement
Task 5	A review covering: <ul style="list-style-type: none"> • how competent they were • strengths and weaknesses • suggested improvements to their performance 	Plan: <ul style="list-style-type: none"> • Written review • Checklist of skills used

Witness Statement – Task 1

LO1	Be able to assess scenes of accidents to identify risks and continuing dangers
------------	--

LEARNER NAME			
WITNESS NAME		WITNESS ROLE/POSITION:	Date:
ASSESSOR NAME		ASSESSOR SIGNATURE	Date:

Skills to be demonstrated	WITNESS observations on candidate interaction	ASSESSOR decisions based on witness observations (circle decision)		
	Assessing the scene of an accident	MB1	MB2	MB3
Guidance and support needed when demonstrating how to assess dangers to the casualty, first aider and others at the scene of an accident.		Guidance and support needed	Limited guidance and support needed	Independent demonstration
Consideration given on how to make the area safe.		Basic	Clear	Thorough
Understanding of the necessary action.		Limited	Sound	Thorough
Confidence in obtaining informed consent.		Limited	Confident	Confident and competent

	WITNESS observations on candidate interaction	ASSESSOR decisions based on witness observations (circle decision)		
		MB1	MB2	MB3
Skills to be demonstrated	Assessing the scene of an accident	Basic	Sound	Thorough
Understanding of how to communicate clearly.				

GENERAL COMMENTS/STRENGTHS AND WEAKNESSES

You must only comment on strengths and weaknesses and not suggest areas for improvement

Witness Statement – Task 4

LO3	Be able to apply basic first aid procedures
------------	---

LEARNER NAME			
WITNESS NAME		WITNESS ROLE/POSITION:	
ASSESSOR NAME		ASSESSOR SIGNATURE	
			Date:

	WITNESS observations on candidate interaction	ASSESSOR decisions based on witness observations (circle decision)		
Skills to be demonstrated	Demonstrating first aid procedures	MB1	MB2	MB3
Conscious/unconscious and breathing/not breathing	Witness Signature:	Date:		
First aid procedures are carried out.		With support and guidance	Limited support and guidance	Independently
Carries out the correct sequence of steps.		With limited confidence	With some confidence	Confidently and effectively
Understanding of practical application.		With some guidance	With limited guidance	Independently
		Basic	Sound	Thorough

	WITNESS observations on candidate interaction	ASSESSOR decisions based on witness observations (circle decision)		
Skills to be demonstrated	Demonstrating first aid procedures	MB1	MB2	MB3
Choking	Witness Signature:	Date:		
First aid procedures are carried out.		With support and guidance With limited confidence	Limited support and guidance With some confidence	Independently Confidently and effectively
Carries out the correct sequence of steps.		With some guidance	With limited guidance	Independently
Understanding of practical application.		Basic	Sound	Thorough
Asthma Attack	Witness Signature:	Date:		
First aid procedures are carried out.		With support and guidance With limited confidence	Limited support and guidance With some confidence	Independently Confidently and effectively
Carries out the correct sequence of steps.		With some guidance	With limited guidance	Independently
Understanding of practical application.		Basic	Sound	Thorough
Burns or Scald	Witness Signature:	Date:		
First aid procedures are carried out.		With support and guidance With limited confidence	Limited support and guidance With some confidence	Independently Confidently and effectively

	WITNESS observations on candidate interaction	ASSESSOR decisions based on witness observations (circle decision)		
Skills to be demonstrated	Demonstrating first aid procedures	MB1	MB2	MB3
Carries out the correct sequence of steps.		With some guidance	With limited guidance	Independently
Understanding of practical application.		Basic	Sound	Thorough
Bleeding	Witness Signature:	Date:		
First aid procedures are carried out.		With support and guidance With limited confidence	Limited support and guidance With some confidence	Independently Confidently and effectively
Carries out the correct sequence of steps.		With some guidance	With limited guidance	Independently
Understanding of practical application.		Basic	Sound	Thorough
Shock	Witness Signature:	Date:		
First aid procedures are carried out.		With support and guidance With limited confidence	Limited support and guidance With some confidence	Independently Confidently and effectively
Carries out the correct sequence of steps.		With some guidance	With limited guidance	Independently
Understanding of practical application.		Basic	Sound	Thorough

GENERAL COMMENTS/STRENGTHS/WEAKNESSES

You must only comment on strengths and weaknesses and not suggest areas for improvement