Breakthrough French Secondary Listening

Contents of Teacher Assessment Breakthrough CD

Grade	Task	Track
Grade 1	Task A.1	Track 1
Grade 1	Task A.2	Track 2
Grade 1	Task C	Track 3
Grade 2	Task A.1	Track 4
Grade 2	Task A.2	Track 5
Grade 2	Task C	Track 6
Grade 3	Task A.1	Track 7
Grade 3	Task A.2	Track 8
Grade 3	Task C	Track 9

© OCR 2007

Breakthrough French Secondary
Listening Grade 1
Task A.1 (non-adaptable)

Teacher's Notes

"I can understand a few familiar spoken words and phrases."

Instructions

Learners hear five short dialogues. They match the people on the list to the pictures by writing the correct number, **1–5,** under each picture. There is one extra picture learners do not need to use. Learners hear about the people in the order they appear on the page. Dictionaries must not be used. The task begins with one example.
The recording contains instructions for learners. Pauses have been included at relevant intervals and the text has been recorded twice, so the teacher should not stop the recording once it has started.

Pass

4 out of 5

Answers

A Example
B 5
C 2
D –
E 3
F 4
G 1

Adapting the task

This task must not be adapted, but must be used as supplied.

As an alternative, Listening Grade 1 task A.2 may be used.

© OCR 2007

Breakthrough French Secondary
Listening Grade 1
Task A.1

Name:

You are going to hear a girl telling a boy what their friends are buying during a day trip. Listen and match the people on the list to the pictures by writing the correct number under each picture. There is one extra picture you do not need to use. You will hear about the people in order, **1–5**. You will hear the recording twice. The task begins with one example.

Example Marc
1 Christelle
2 Robert
3 Valérie
4 André
5 Nicole

A

Example .....

B

.....

C



.....

D

.....

E

.....

F

.....

G

.....

© OCR 2007

Breakthrough French Secondary
Listening Grade 1
Task A.2 (non-adaptable)

Teacher's Notes

"I can understand a few familiar spoken words and phrases."

Instructions

Learners hear five short dialogues. They match the people on the list to the pictures by writing the correct number, **1–5,** under each picture. There is one extra picture learners do not need to use. Learners hear about the people in the order they appear on the page. Dictionaries must not be used. The task begins with one example.
The recording contains instructions for learners. Pauses have been included at relevant intervals and the text has been recorded twice, so the teacher should not stop the recording once it has started.

Pass

4 out of 5

Answers

A Example
B 4
C –
D 3
E 1
F 5
G 2

Adapting the task

This task must not be adapted, but must be used as supplied.

As an alternative, Listening Grade 1 task A.1 may be used.

© OCR 2007

Breakthrough French Secondary
Listening Grade 1
Task A.2

Name:

You are going to hear a boy telling his sister about the different things his friends like. Listen and match the people on the list to the pictures by writing the correct number under each picture. There is one extra picture you do not need to use. You will hear about the people in order, **1–5**. You will hear the recording twice. The task begins with one example.

Example Lucien
1 Mireille
2 Thomas
3 Christine
4 Jean-Paul
5 Sophie

A

Example .....

B



.....

C

.....

D

.....

E

.....

F

.....

G

.....

© OCR 2007

Breakthrough French Secondary
Listening Grade 1
Task B (adaptable)

Teacher's Notes

"I can understand a few familiar spoken words and phrases."

Instructions

The teacher shows learners six objects and makes a statement about each one in turn. Each statement can be true or false. Learners put a tick (✓) in the box if the statement is true, or a cross (x) in the box if the statement is false. Dictionaries must not be used.
The teacher says each statement twice. The first statement is an example and must be true. After that the teacher should make sure that there is a mix of true and false statements, in random order.

Resources

Six different everyday objects or pictures of objects found in a classroom.

Pass

4 out of 5

Example script

Example: Voilà mon sac. (e.g. hold up a bag)
1 Voici la porte. (e.g. point to the window)
2 Ça, c'est un ordinateur.
3 Il y a un stylo ici.
4 Voici la poubelle.
5 Et voilà mes clés.

Adapting the task

This task has not been recorded, so that teachers can change the statements and adapt the task to suit their classroom resources.

Checklist

- The task is of a similar length and demand to Grade 1 task B.
- The key words are from different topic areas.
- There is a variety of language.
- There is a mix of true and false statements, in random order.

© OCR 2007

Breakthrough French Secondary
Listening Grade 1
Task B

Name:

Your teacher will show you six objects and make a statement about each one. Look at each object and listen to your teacher. Put a tick (✓) in the box if the statement is true. Put a cross (x) in the box if the statement is false. You will hear the statements twice. The task begins with one example.

Example	✓
1	
2	
3	
4	
5	

© OCR 2007

Breakthrough French Secondary
Listening Grade 1
Task C (adaptable)

Teacher's Notes

"I can understand a few familiar spoken words and phrases."

Instructions

Learners hear five sentences in French. They match each one to a sentence in English by writing the correct number in the box. There is one extra sentence in English learners do not need to use. Dictionaries must not be used. The task begins with one example.
The recording contains instructions for learners. Pauses have been included at relevant intervals and the text has been recorded twice, so the teacher should not stop the recording once it has started.

Pass

4 out of 5

Answers

A 3
B 4
C Example
D 2
E –
F 1
G 5

Adapting the task

Teachers can adapt this task by changing the French and English sentences.

Checklist

- The task is of a similar length and demand to Grade 1 task C.
- Sentences use key words from different topic areas.
- There is a variety of language.
- The English sentences are in random order.
- There is one extra sentence in English.

© OCR 2007

Breakthrough French Secondary
Listening Grade 1
Task C

Name:

You are going to hear five sentences in French. Listen and match each one to a sentence in English below by writing the correct number in the box. There is one extra sentence in English you do not need to use. You will hear the recording twice. The task begins with one example.

A	I have one sister.	
B	It's a cat.	
C	I like French.	**Example**
D	Here is a ball.	
E	Here is my house.	
F	I'm twelve.	
G	Where is my ruler?	

© OCR 2007

Breakthrough French Secondary
Listening Grade 2
Task A.1 (non-adaptable)

Teacher's Notes

"I can understand a range of familiar spoken phrases."

Instructions

Learners hear five short dialogues. They match the people on the list to the pictures by writing the correct number, **1–5**, under each picture. There is one extra picture learners do not need to use. Learners hear about the people in the order they appear on the page. Dictionaries must not be used. The task begins with one example.
The recording contains instructions for learners. Pauses have been included at relevant intervals and the text has been recorded twice, so the teacher should not stop the recording once it has started.

Pass

4 out of 5

Answers

A Example
B 5
C 1
D 4
E 3
F 2
G –

Adapting the task

This task must not be adapted, but must be used as supplied.

As an alternative, Listening Grade 2 task A.2 may be used.

© OCR 2007

Breakthrough French Secondary
Listening Grade 2
Task A.1

Name:

You are going to hear people talking about holidays. Listen and match the people on the list to the pictures by writing the correct number under each picture. There is one extra picture you do not need to use. You will hear about the people in order, **1–5**. You will hear the recording twice. The task begins with one example.

Example Alain
1 Marie
2 Bernard
3 Chantal
4 Philippe
5 Laure

A

Example

B

C

D

E

F

G

© OCR 2007

Breakthrough French Secondary
Listening Grade 2
Task A.2 (non-adaptable)

Teacher's Notes

"I can understand a range of familiar spoken phrases."

Instructions

Learners hear five short dialogues. They match the days on the list to the pictures by writing the correct number, **1–5**, under each picture. There is one extra picture learners do not need to use. Learners hear about the days in the order they appear on the page. Dictionaries must not be used. The task begins with one example.
The recording contains instructions for learners. Pauses have been included at relevant intervals and the text has been recorded twice, so the teacher should not stop the recording once it has started.

Pass

4 out of 5

Answers

A Example
B 1
C 4
D 2
E 5
F –
G 3

Adapting the task

This task must not be adapted, but must be used as supplied.

As an alternative, Listening Grade 2 task A.1 may be used.

© OCR 2007

Breakthrough French Secondary
Listening Grade 2
Task A.2

Name:

You are going to hear a boy telling a girl what he is doing each day this week. Listen and match the day on the list to the activity by writing the correct number under each picture. There is one extra picture you do not need to use. You will hear about the days in order, **1–5**. You will hear the recording twice. The task begins with one example.

Example Monday
1 Tuesday
2 Wednesday
3 Thursday
4 Friday
5 Saturday

A

Example

B

C

D

E

F

G

© OCR 2007

Breakthrough French Secondary
Listening Grade 2
Task B (adaptable)

Teacher's Notes

"I can understand a range of familiar spoken phrases."

Instructions

The teacher shows learners six objects and makes a statement about each one in turn. Each statement can be true or false. Learners put a tick (✓) in the box if the statement is true, or a cross (x) in the box if the statement is false. Dictionaries must not be used.
The teacher says each statement twice. The first statement is an example and must be true. After that the teacher should make sure that there is a mix of true and false statements, in random order.

Resources

Six different everyday objects or pictures of objects found in a classroom.

Pass

4 out of 5

Example script

Example: Le crayon est bleu. (e.g. hold up a blue pencil)

1 Il y a trois cahiers. (e.g. hold up two exercise books)
2 La photo est dans le sac.
3 Il y a deux bouteilles.
4 Le parapluie est jaune.
5 La trousse est sur le livre.

Adapting the task

This task has not been recorded, so that teachers can change the statements and adapt the task to suit their classroom resources.

Checklist

- The task is of a similar length and demand to Grade 2 task B.
- The key words are from different topic areas.
- There is a variety of language.
- There is a mix of true and false statements, in random order.

© OCR 2007

Breakthrough French Secondary
Listening Grade 2
Task B

Name:

Your teacher will show you six objects and make a statement about each one. Look at each object and listen to your teacher. Put a tick (✓) in the box if the statement is true. Put a cross (x) in the box if the statement is false. You will hear the statements twice. The task begins with one example.

Example	✓
1	
2	
3	
4	
5	

© OCR 2007

Breakthrough French Secondary
Listening Grade 2
Task C (adaptable)

Teacher's Notes

"I can understand a range of familiar spoken phrases."

Instructions

Learners hear someone making five statements in French about a photograph. Each statement is numbered, **1–5**, and refers to a different topic. Learners choose the topic in English that best matches each statement. They write the correct number in the box beside each topic. There is one extra topic in English learners do not need to use. Dictionaries must not be used. The task begins with one example.
The recording contains instructions for learners. Pauses have been included at relevant intervals and the text has been recorded twice, so the teacher should not stop the recording once it has started.

Pass

4 out of 5

Answers

where the girl is	3
her hair	2
her clothes	4
who is in the picture	Example
her eyes	–
what she is doing	5
her age	1

Adapting the task

Teachers can adapt this task by using a different photograph and writing new statements.
The text must be a monologue in the first person.

Checklist

- The task is of a similar length and demand to Grade 2 task C.
- The key words are from different topic areas.
- There is a variety of language including a range of verbs.

© OCR 2007

Breakthrough French Secondary
Listening Grade 2
Task C

Name:

You are going to hear someone making five statements in French about this photograph. Each statement is numbered, **1–5**, and refers to a different topic. Listen and choose the topic in English that best matches each statement. Write the correct number in the box beside each topic. There is one extra topic you do not need to use. You will hear the recording twice. The task begins with one example. You now have 15 seconds to read the questions.

The person is talking about

where the girl is	
her hair	
her clothes	
who is in the picture	**Example**
her eyes	
what she is doing	
her age	

© OCR 2007

Breakthrough French Secondary
Listening Grade 3
Task A.1 (non-adaptable)

Teacher's Notes

"I can understand the main point(s) from a short spoken passage."

Instructions

Learners hear five short dialogues. They match the people on the list to the pictures by writing the correct number, **1–5**, under each picture. There is one extra picture learners do not need to use. Learners hear about the people in the order they appear on the page. Dictionaries must not be used. The task begins with one example.
The recording contains instructions for learners. Pauses have been included at relevant intervals and the text has been recorded twice, so the teacher should not stop the recording once it has started.

Pass

4 out of 5

Answers

A Example
B 4
C 1
D –
E 2
F 5
G 3

Adapting the task

This task must not be adapted, but must be used as supplied.

As an alternative, Listening Grade 3 task A.2 may be used.

© OCR 2007

Breakthrough French Secondary
Listening Grade 3
Task A.1

Name:

You are going to hear a girl telling her father about her friends' part-time jobs. Listen and match the person on the list to the job by writing the correct number under each picture. There is one extra picture you do not need to use. You will hear about the people in order, **1–5**. You will hear the recording twice. The task begins with one example.

Example Claire
1 Julie
2 Marie-Noëlle
3 Sandra
4 Dominique
5 Elodie

A

Example

B

C

D

E

F

G

© OCR 2007

Breakthrough French Secondary
Listening Grade 3
Task A.2 (non-adaptable)

Teacher's Notes

"I can understand the main point(s) from a short spoken passage."

Instructions

Learners hear five short dialogues. They match the days on the list to the pictures by writing the correct number, **1–5**, under each picture. There is one extra picture learners do not need to use. Learners hear about the days in the order they appear on the page. Dictionaries must not be used. The task begins with one example.
The recording contains instructions for learners. Pauses have been included at relevant intervals and the text has been recorded twice, so the teacher should not stop the recording once it has started.

Pass

4 out of 5

Answers

A Example
B 1
C 3
D 4
E –
F 5
G 2

Adapting the task

This task must not be adapted, but must be used as supplied.

As an alternative, Listening Grade 3 task A.1 may be used.

© OCR 2007

Breakthrough French Secondary
Listening Grade 3
Task A.2

Name:

You are going to hear a teacher telling a pupil about the activities planned for each day of a school activity holiday. Listen and match the days on the list to the picture by writing the correct number under each picture. There is one extra picture you do not need to use. You will hear about the days in order, **1–5**. You will hear the recording twice. The task begins with one example.

Example Monday
1 Tuesday
2 Wednesday
3 Thursday
4 Friday
5 Saturday

A

Example

B

C



D

E

F

G

© OCR 2007

Breakthrough French Secondary
Listening Grade 3
Task B (adaptable)

Teacher's Notes

"I can understand the main point(s) from a short spoken passage."

Instructions

The teacher shows learners six objects and makes a statement about each one in turn. Each statement can be true or false. Learners put a tick (✓) in the box if the statement is true, or a cross (x) in the box if the statement is false. Dictionaries must not be used.
The teacher says each statement twice. The first statement is an example and must be true. After that the teacher should make sure that there is a mix of true and false statements, in random order.

Resources

Six different everyday objects or pictures of objects found in a classroom.

Pass

4 out of 5

Example script

Example: Dans le sac bleu, il y a une pomme. (e.g. show an apple in a blue bag)

1 Il y a un magazine anglais. (e.g. show a French newspaper)
2 Il y a un crayon vert sur le livre.
3 Les baskets sont rouges et jaunes.
4 Derrière la photo, je vois une calculatrice.
5 Sous le magazine il y a de l'argent.

Adapting the task

This task has not been recorded, so that teachers can change the statements and adapt the task to suit their classroom resources.

Checklist

- The task is of a similar length and demand to Grade 3 task B.
- The key words are from different topic areas.
- There is a variety of language.
- There is a mix of true and false statements, in random order.

© OCR 2007

Breakthrough French Secondary
Listening Grade 3
Task B

Name:

Your teacher will show you six objects and make a statement about each one. Look at each object and listen to your teacher. Put a tick (✓) in the box if the statement is true. Put a cross (x) in the box if the statement is false. You will hear the statements twice. The task begins with one example.

Example	✓
1	
2	
3	
4	
5	

© OCR 2007

Breakthrough French Secondary
Listening Grade 3
Task C (adaptable)

Teacher's Notes

"I can understand the main point(s) from a short spoken passage."

Instructions

Learners hear two people having a conversation about a photograph. Each part of the conversation is numbered, **1–5**, and refers to a different topic. Learners choose the topic in English that best matches each part. They write the correct number in the box beside each topic. There is one extra topic in English learners do not need to use. Dictionaries must not be used. The task begins with one example.
The recording contains instructions for learners. Pauses have been included at relevant intervals and the text has been recorded twice, so the teacher should not stop the recording once it has started.

Pass

4 out of 5

Answers

the time of year	2
ages	–
where the woman is	4
the weather	3
what the woman is doing	5
a cycling holiday	Example
the clothes	1

Adapting the task

Teachers can adapt this task by using a different picture and writing a new conversation.

Checklist

- The task is of a similar length and demand to Grade 3 task C.
- The key words are from different topic areas.
- There is a variety of language including a range of verbs.

© OCR 2007

Breakthrough French Secondary
Listening Grade 3
Task C

Name:

You are going to hear two people having a conversation in French about this photograph. Each part of the conversation is numbered, **1–5**, and refers to a different topic. Listen and choose the topic in English that best matches each part. Write the correct number in the box beside each topic. There is one extra topic you do not need to use. You will hear the recording twice. The task begins with one example. You now have 15 seconds to read the questions.

The people are talking about

the time of year	
ages	
where the woman is	
the weather	
what the woman is doing	
a cycling holiday	**Example**
the clothes	

© OCR 2007