Assessing listening

Teacher's notes

There are 16 listening tasks in this pack, four at each of Grades 1 to 4 of the Languages Ladder.

It is not expected that all children in the same teaching group will attempt a task at the same time.

Children should attempt a task when the teacher considers they are ready to succeed.

Achieving the grade

Children who are successful in three tasks can be considered to have achieved the grade.

Teachers can adapt the tasks supplied or replace them with their own alternatives.

Adapted or alternative tasks must be of equivalent demand and reflect the can do statement.

Alternative tasks can be sourced from the teacher's usual scheme of work, from *Making and marking progress* or from any other Asset Languages teacher assessment material.

Listening assessment materials

Each task consists of two pages printed back to back.

Teacher's notes are on the front page. These include

- the appropriate Languages Ladder can do statement for the grade;
- instructions on how to carry out the task in the classroom;
- the pass mark and answer key;
- notes on adapting the task;
- suggestions for developing listening skills;
- links to the Key Stage 2 Framework.

The task is on the back page and can be photocopied or printed from the accompanying CD.

At the end of the listening section there is a transcript of the audio CD.

Using the audio CD

The listening test materials are recorded on the audio CD. A transcript is provided.

Teachers are encouraged to listen to the recording before using a task in the classroom.

Recordings have been made by native speakers. Instructions are in English.

All the materials have been recorded twice, at an appropriate pace and with appropriate pauses.

If preferred, the teacher can read the text aloud at the same pace and with the same pauses.

Some children will need to hear the recordings more times, especially in the early stages.

This should be taken into account when deciding if a task has been fully achieved.

© OCR 2011

asset languages

French Listening

Contents of Teacher Assessment Grades 1-4 Primary context CD

Grade	Task	Track
Grade 1	Task 1	Track 1
Grade 1	Task 2	Track 2
Grade 1	Task 3	Track 3
Grade 1	Task 4	Track 4
Grade 2	Task 1	Track 5
Grade 2	Task 2	Track 6
Grade 2	Task 3	Track 7
Grade 2	Task 4	Track 8
Grade 3	Task 1	Track 9
Grade 3	Task 2	Track 10
Grade 3	Task 3	Track 11
Grade 3	Task 4	Track 12
Grade 4	Task 1	Track 13
Grade 4	Task 2	Track 14
Grade 4	Task 3	Track 15
Grade 4	Task 4	Track 16

Key to Tapescript:

R	Rubric reader (speaking in English)
M	Male voice
F	Female voice
PAUSE 00’03’’	3 second pause

© OCR 2011

asset languages

French Listening
Grade 1
Task 1

Teacher's notes

Languages Ladder can do statement	Listening Grade 1
I can understand a few familiar spoken words and phrases.	

Instructions

- Explain to the children that they have to colour in the five French words and phrases they hear.
- Do the first one with them as an example and tell them they have four words left to find.
- Explain that there will be three words and phrases left over at the end.

Pass 3 out of 4

Answers

bonjour	levez-vous !	ça va ?	au revoir	asseyez-vous !

Adapting the task

- This is a test of children's ability to recognise familiar spoken words and phrases.
- They do not have to know what the words and phrases mean.
- You can replace the items in the task with words and phrases of your choice.

Developing listening skills

- Use greetings and instructions in the new language regularly in class.
- Display the written words and phrases in the classroom as they become familiar.
- Play a game where you say the word or phrase and the children point to it.

Links to the Key Stage 2 Framework

Oracy	**3.4**	**Listen attentively and understand instructions, everyday classroom language and praise words**
KAL		Recognise how sounds are represented in written form.
LLS		Practise new language with a friend and outside the classroom.

© OCR 2011

asset languages

French Listening
Grade 1
Task 1

Name:

Listen carefully and colour in what you hear.

bonjour

levez-vous !

ça va ?

bravo !

écoutez !

asseyez-vous !

au revoir

salut

© OCR 2011

asset languages

French Listening
Grade 1
Task 2

Teacher's notes

Languages Ladder can do statement	Listening Grade 1
I can understand a few familiar spoken words and phrases.	

Instructions

- Tell the children that there are three possible answers to each question.
- Do the example with them and explain that they have to put a tick (✓) in the correct box.

Pass 2 out of 3

Answers

1 b (example)	2 a	3 c	4 c

Adapting the task

- This is a test of children's ability to understand a few familiar spoken words.
- They do not need to know what every word means.
- You can replace the pictures and words with your own alternatives.

Developing listening skills

- Build up banks of pictures and photographs for classroom use.
- Play a game where you say the word or phrase and the children point to the correct picture.

Links to the Key Stage 2 Framework

Oracy **3.2** **Recognise and respond to sound patterns and words**

- listen with care

KAL Identify specific sounds, phonemes and words.

© OCR 2011

asset languages

French Listening
Grade 1
Task 2

Name:

Listen carefully and put a tick (✓) in the correct box.

1





Example a ☐ b ☑ c ☐

2







a ☐ b ☐ c ☐

3



a ☐ b ☐ c ☐

4

a ☐ b ☐ c ☐

© OCR 2011

asset languages

French Listening
Grade 1
Task 3

Teacher's notes

Languages Ladder can do statement	Listening Grade 1
I can understand a few familiar spoken words and phrases.	

Instructions

- Explain to the children that they have to match the correct age to each name.
- Do the first one with them as an example and show them where to write their answer.
- Explain that there will be one number left over at the end.

Pass 2 out of 3

Answers

a 9 (example)	b 12	c 5	d 7

Adapting the task

- This is a test of children's ability to understand familiar spoken words and phrases.
- You can replace the names and numbers with your own alternatives.

Developing listening skills

- Familiarise children with numbers 1 to 12 and teach them how to say their age.
- Practise simple counting and number games.

Links to the Key Stage 2 Framework

Oracy	**3.2**	**Recognise and respond to sound patterns and words**
KAL		Hear main word classes.

© OCR 2011

asset languages

French Listening
Grade 1
Task 3

Name:

Listen carefully and write the correct age.

12

5

~~9~~

a Élodie 9

b Pierre .....

c Sylvie .....

d Thomas .....

10

7

© OCR 2011

asset languages

French Listening
Grade 1
Task 4

Teacher's notes

Languages Ladder can do statement	Listening Grade 1
I can understand a few familiar spoken words and phrases.	

Instructions

- Explain to the children that they will hear a boy talking about himself.
- Tell them that there are three possible answers to each question.
- Do the example with them and explain that they have to circle the correct answer.

Pass 2 out of 3

Answers

Example: Marc	1: 11	2: Paris	3: 4 May

Adapting the task

- This is a test of children's ability to understand a few familiar spoken words and phrases.
- You can replace the information with your own alternatives.

Developing listening skills

- Build up banks of appropriate text cards showing, e.g. numbers, days, months, towns.
- Play a game where you say a phrase and the children point to the correct card.

Links to the Key Stage 2 Framework

Oracy	**3.1**	**Listen and respond to simple rhymes, stories and songs**
KAL		Identify specific sounds, phonemes and words.

© OCR 2011

asset languages

French Listening
Grade 1
Task 4

Name:

Listen carefully and circle the correct answer.

Example	Name:	Paul	Marc	Sandrine
1	Age:	3	8	11
2	Town:	Paris	Lyon	Nantes
3	Birthday:	4 April	4 May	4 June

© OCR 2011

asset languages

French Listening
Grade 2
Task 1

Teacher's notes

Languages Ladder can do statement	**Listening Grade 2**
I can understand a range of familiar spoken phrases.	

Instructions

- Explain to the children that they have to decide whether the statements they hear are true or false.
- Do the example with them and tell them to listen and look at the picture.
- They answer by putting a tick (✓) or a cross (✗) in each box.

Pass 4 out of 5

Answers

1 ✓ (example)	2 ✓	3 ✓	4 ✗	5 ✗	6 ✓

Adapting the task

- This is a test of children's ability to understand a range of familiar spoken phrases.
- They do not have to know what every word means.
- You can replace the pictures and phrases with your own alternatives.

Developing listening skills

- Practise this type of activity regularly in class with children answering yes or no in French.
- Play a game where children repeat a phrase if it is true and stay silent if it is false.
- Discuss with the children how they work out the answers.
- Talk about the clues they listen for to help them decide.

Links to the Key Stage 2 Framework

Oracy **4.2** **Listen for specific words and phrases**

- listen with care

LLS Use mental associations to help remember words.

© OCR 2011

asset languages

French Listening
Grade 2
Task 1

Name:

Listen carefully and look at each picture. Put ✓ if what you hear is true. Put ✗ if what you hear is false.

1

Example ✓

2

3

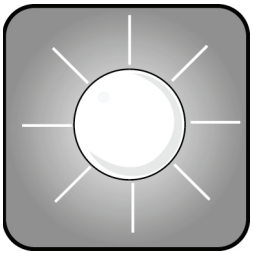

4

5

6

© OCR 2011

asset languages

French Listening
Grade 2
Task 2

Teacher's notes

Languages Ladder can do statement	Listening Grade 2
I can understand a range of familiar spoken phrases.	

Instructions

- This task is similar to Grade 1 task 2 and the format may be familiar to the children.
- Tell the children that there are three possible answers to each question.
- Do the example with them and explain that they have to put a tick (✓) in the correct box.

Pass 3 out of 4

Answers

1 a (example)	2 b	3 a	4 a	5 c

Adapting the task

- This is a test of children's ability to understand a range of familiar spoken phrases.
- They do not have to know what every word means.
- You can replace the pictures and phrases with your own alternatives.

Developing listening skills

- Practise this type of activity regularly in class using real objects.
- Put a group of objects together; children pick up the one they hear.

Links to the Key Stage 2 Framework

Oracy **4.2** **Listen for specific words and phrases**

- use physical response to show recognition and understanding

LLS Read and memorise words.

© OCR 2011

asset languages

French Listening
Grade 2
Task 2

Name:

Listen carefully and put a tick (✓) in the correct box.

1

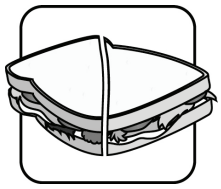



Example a ✓ b ☐ c ☐

2

a ☐ b ☐ c ☐

3

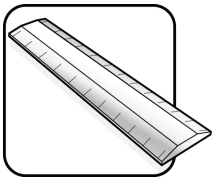

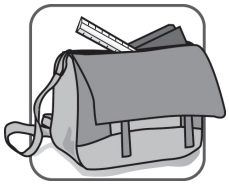

a ☐ b ☐ c ☐

4

a ☐ b ☐ c ☐

5

a ☐ b ☐ c ☐

© OCR 2011

asset languages

French Listening
Grade 2
Task 3

Teacher's notes

Languages Ladder can do statement	Listening Grade 2
I can understand a range of familiar spoken phrases.	

Instructions

- Explain to the children that they will hear a boy talking about packing his bag.
- They have to find the order in which the items shown are mentioned.
- Do the example with them and tell them to write the correct number in each box.
- Explain that there will be one picture left over.

Pass 3 out of 4

Answers

a 2	b 1 (example)	c 5	d 4	e –	f 3

Adapting the task

- This is a test of children's ability to understand a range of familiar spoken phrases.
- It prepares them for listening to longer texts and language in context.
- They do not have to know what every word means.
- You can replace the pictures and phrases with your own alternatives.

Developing listening skills

- Practise this type of activity regularly in class using real objects.
- Children can listen for the order in which words or phrases are mentioned in a song.

Links to the Key Stage 2 Framework

Oracy	**4.2**	**Listen for specific words and phrases**
LLS		Plan and prepare for a language activity.

© OCR 2011

asset languages

French Listening
Grade 2
Task 3

Name:

Listen carefully. In what order are these items packed? Write the number under each picture.



a

b

Example 1

c



d

e

f

© OCR 2011

asset languages

French Listening
Grade 2
Task 4

Teacher's notes

Languages Ladder can do statement	Listening Grade 2
I can understand a range of familiar spoken phrases.	

Instructions

- This task is similar to Grade 1 task 3 and the format may be familiar to the children.
- Explain to the children that they have to match the correct house number to each name.
- Do the first one with them as an example and show them where to write their answer.
- Explain that there will be one number left over at the end.

Pass 4 out of 5

Answers

a 59 (example)	b 30	c 42	d 25	e 60	f 17

Adapting the task

- This is a test of children's ability to identify higher numbers within longer sentences.
- It prepares them for listening to texts containing unfamiliar language.
- You can replace the names, streets and numbers with your own alternatives.

Developing listening skills

- Familiarise children with numbers 1 to 100 and teach them how to say their address.
- Continue to practise counting and number games.

Links to the Key Stage 2 Framework

Oracy	**4.2**	**Listen for specific words and phrases**
LLS		Use context and previous knowledge to determine meaning.

© OCR 2011

asset languages

French Listening
Grade 2
Task 4

Name:

Listen carefully and write the correct house number.

40

25

~~59~~

a Paul 59

b Leila .....

c Jean-Luc .....

d Anne .....

e Christophe .....

f Nadine .....

30

42

17

60

© OCR 2011

asset languages

French Listening
Grade 3
Task 1

Teacher's notes

Languages Ladder can do statement	Listening Grade 3
I can understand the main points from a short spoken passage made up of familiar language.	

Instructions

- This task is similar to Grade 2 task 2 and the format may be familiar to the children.
- Tell the children that there are three possible answers to each question.
- Do the example with them and explain that they have to put a tick (✓) in the correct box.

Pass 3 out of 4

Answers

1 a (example)	2 c	3 a	4 b	5 c

Adapting the task

- This is a test of children's ability to understand the main points in a spoken passage.
- It prepares them for listening to longer texts and language in context.
- They do not have to know what every word means.
- You can replace the pictures and text with your own alternatives.

Developing listening skills

- Gradually increase children's opportunities to listen to longer texts, e.g. poems, songs.
- Encourage them to keep listening even when some language is unfamiliar.
- Give them specific things to listen for and an action to perform when they hear them.

Links to the Key Stage 2 Framework

Oracy	**5.3**	**Listen attentively and understand more complex phrases and sentences**
LLS		Look and listen for visual and aural clues.

© OCR 2011

asset languages

French Listening
Grade 3
Task 1

Name:

Listen carefully and put a tick (✓) in the correct box.

Benoît's birthday

1

Example a ✓ b ☐ c ☐

2



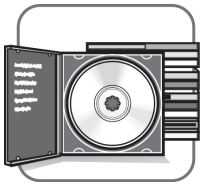

a ☐ b ☐ c ☐

3

a ☐ b ☐ c ☐

4

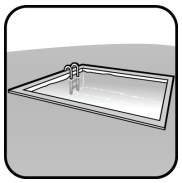

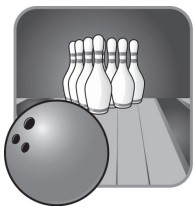

a ☐ b ☐ c ☐

5

a ☐ b ☐ c ☐

© OCR 2011

asset languages

French Listening
Grade 3
Task 2

Teacher's notes

Languages Ladder can do statement	Listening Grade 3
I can understand the main points from a short spoken passage made up of familiar language.	

Instructions

- This task is similar to Grade 3 task 1 but this time there are no pictures.
- Tell the children that there are three possible answers to each question.
- Do the example with them and explain that they have to put a tick (✓) in the correct box.

Pass 4 out of 5

Answers

1 b (example)	2 b	3 a	4 c	5 a	6 b

Adapting the task

- This is a test of children's ability to understand the main points in a conversation.
- It prepares them for listening to longer texts, language in context and different voices.
- They do not have to know what every word means.
- You can replace the conversation and questions with your own alternatives.

Developing listening skills

- Gradually increase children's opportunities to listen to simple conversations.
- Encourage them to keep listening even when some language is unfamiliar.
- Show them that the English questions help them to find their place in the conversation.

Links to the Key Stage 2 Framework

Oracy	**5.3**	**Listen attentively and understand more complex phrases and sentences**
LLS		Plan and prepare – analyse what needs to be done to carry out a task.

© OCR 2011

asset languages

French Listening
Grade 3
Task 2

Name:

Listen carefully and put a tick (✓) in the correct box.

Interview with Antoine, a French footballer

1 **Example** Antoine's favourite day is

a ☐ Sunday. b ☑ Saturday. c ☐ Monday.

2 Antoine has

a ☐ one brother. b ☐ two brothers. c ☐ three brothers.

3 Antoine doesn't like

a ☐ cats. b ☐ dogs. c ☐ rabbits.

4 Antoine owns

a ☐ a goldfish. b ☐ a hamster. c ☐ a horse.

5 Antoine likes

a ☐ swimming. b ☐ cycling. c ☐ dancing.

6 Antoine loves eating

a ☐ chicken. b ☐ fruit. c ☐ salad.

© OCR 2011

asset languages

French Listening
Grade 3
Task 3

Teacher's notes

Languages Ladder can do statement	Listening Grade 3
I can understand the main points from a short spoken passage made up of familiar language.	

Instructions

- This task is similar to Grade 2 task 3 but it is presented in a different format.
- Do the example with the children and tell them to write the correct number in each box.
- Explain that there will be one English phrase left over.

Pass 4 out of 5

Answers

a 2	b 4	c 5	d 1 (example)	e 6	f 3	g –

Adapting the task

- This is a test of children's ability to understand the main points in a spoken passage.
- It prepares them for listening to longer texts and language in context.
- They do not have to know what every word means.
- You can replace the picture and text with your own alternatives.

Developing listening skills

- Gradually increase children's opportunities to listen to longer texts, e.g. poems, songs.
- Encourage them to keep listening even when some language is unfamiliar.
- Remind them that to understand the main points they do not have to know every word.

Links to the Key Stage 2 Framework

Oracy	**5.3**	**Listen attentively and understand more complex phrases and sentences**
LLS		Use context and previous knowledge to help understanding.

© OCR 2011

asset languages

French Listening
Grade 3
Task 3

Name:

Alexia is showing you a picture of her brother.

Listen carefully. In what order does Alexia mention these things?

a	where he is	
b	his age	
c	what he is doing	
d	who he is	1
e	what he is drinking	
f	his clothes	
g	the weather	

© OCR 2011

asset languages

French Listening
Grade 3
Task 4

Teacher's notes

Languages Ladder can do statement	Listening Grade 3
I can understand the main points from a short spoken passage made up of familiar language.	

Instructions

- Explain to the children that they have to match the correct name to each picture.
- Do the first one with them as an example and show them where to write their answer.
- Explain that there will be one picture left over at the end.

Pass 3 out of 4

Answers

a Coco	b Luna (example)	c Marsou	d Bibi	e –	f Zut

Adapting the task

- This is a test of children's ability to understand familiar spoken language in a new context.
- It prepares them to listen for the unexpected.
- You can replace the pictures and text with your own alternatives.

Developing listening skills

- Give children opportunities to listen to nonsense texts and humour.
- Some children will enjoy writing a description of their own imaginary creature or alien.

Links to the Key Stage 2 Framework

Oracy	**5.3**	**Listen attentively and understand more complex phrases and sentences**
LLS		Look and listen for visual and aural clues.

© OCR 2011

asset languages

French Listening
Grade 3
Task 4

Name:

Listen carefully and write the name under the correct picture.

Luna (Example)

Bibi

Coco

Zut

Marsou

a .....

b Luna



c .....

d .....



e .....

f .....

© OCR 2011

asset languages

French Listening
Grade 4
Task 1

Teacher's notes

Languages Ladder can do statement	Listening Grade 4
I can understand the main points and some of the detail from a spoken passage made up of familiar language in simple sentences.	

Instructions

- Explain to the children that they have to decide what they are listening to.
- Do the first one with them as an example and show them where to write their answer.
- Explain that there will be one option left over at the end.

Pass 3 out of 4

Answers

1 b (example)	2 c	3 e	4 f	5 a

Adapting the task

- This is a test of children's ability to understand the main points of a spoken text.
- It prepares them to listen to authentic materials containing some unfamiliar language.
- You can replace the texts with your own alternatives.

Developing listening skills

- Give children opportunities to listen to a wide range of authentic materials.
- Encourage them to remain focused even when the language is unfamiliar.

Links to the Key Stage 2 Framework

Oracy 6.3 Understand longer and more complex phrases or sentences

- understand the gist of spoken passages containing complex sentences, e.g. descriptions, information, instructions

LLS Listen for clues to meaning, e.g. tone of voice, key words.

© OCR 2011

asset languages

French Listening
Grade 4
Task 1

Name:

Listen carefully and decide what you are listening to. Write the correct letter each time.

f
sports commentary

a
weather report

e
recipe

1 b
2 .....
3 .....
4 .....
5 .....

b
~~instructions~~

d
news report

c
description

© OCR 2011

asset languages

French Listening
Grade 4
Task 2

Teacher's notes

Languages Ladder can do statement	Listening Grade 4
I can understand the main points and some of the detail from a spoken passage made up of familiar language in simple sentences.	

Instructions

- This task is similar to Grade 3 task 2 and the format may be familiar to the children.
- Tell the children that there are three possible answers to each question.
- Do the example with them and explain that they have to put a tick (✓) in the correct box.

Pass 4 out of 5

Answers

1 b (example)	2 c	3 a	4 b	5 c	6 a

Adapting the task

- This is a test of children's ability to understand the main points and some details.
- It prepares them for listening to longer texts, language in context and different voices.
- They do not have to know what every word means.
- You can replace the conversation and questions with your own alternatives.

Developing listening skills

- Give children frequent opportunities to listen to conversations.
- Encourage them to keep listening even when some language is unfamiliar.
- Show them that the English questions help them to find their place in the conversation.

Links to the Key Stage 2 Framework

Oracy	**6.1**	**Understand the main points and simple opinions in a spoken story, song or passage**
LLS		Use context and previous knowledge to help understanding and reading skills.

© OCR 2011

asset languages

French Listening
Grade 4
Task 2

Name:

Listen carefully and put a tick (✓) in the correct box.

Interview with the mayor

1 **Example** In the town the mayor is building

a ☐ three large parks. b ☑ two large parks. c ☐ two small parks.

2 In the parks, children will enjoy

a ☐ the library. b ☐ the cinema. c ☐ the sports facilities.

3 For adults there are

a ☐ cafés. b ☐ theatres. c ☐ museums.

4 In the town centre they are building

a ☐ ten shops. b ☐ twenty shops. c ☐ thirty shops.

5 The mayor's favourite shop is

a ☐ the baker's. b ☐ the bookshop. c ☐ the supermarket.

6 The mayor likes trams because they are

a ☐ environmentally friendly. b ☐ low cost. c ☐ fast.

© OCR 2011

asset languages

French Listening
Grade 4
Task 3

Teacher's notes

Languages Ladder can do statement	**Listening Grade 4**
I can understand the main points and some of the detail from a spoken passage made up of familiar language in simple sentences.	

Instructions

- This task is similar to Grade 2 task 3.
- Do the example with the children and tell them to write the correct number under each picture.
- Explain that there will be one picture left over.

Pass 3 out of 4

Answers

a 2	b 1 (example)	c –	d 5	e 3	f 4

Adapting the task

- This is a test of children's ability to understand the main points and some details.
- It prepares them for listening to more complex sentences containing unfamiliar language.
- They do not have to know what every word means.
- You can replace the texts and pictures with your own alternatives.

Developing listening skills

- Give the children regular opportunities to engage with more complex language.
- Record authentic advertisements from French television and play them in class.

Links to the Key Stage 2 Framework

Oracy 6.3 Understand longer and more complex phrases or sentences

- understand the gist of spoken passages containing complex sentences, e.g. descriptions, information, instructions

LLS Use language known in one context or topic in another context or topic.

© OCR 2011

asset languages

French Listening
Grade 4
Task 3

Name:

What is being advertised? Listen carefully and write the number under each picture.

a ☐

b 1

c ☐

d ☐

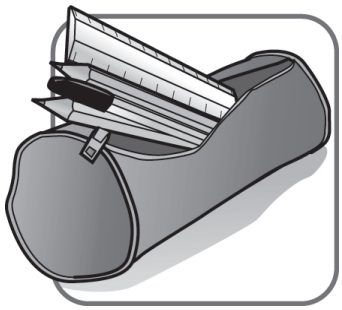

e ☐



f ☐

© OCR 2011

asset languages

French Listening
Grade 4
Task 4

Teacher's notes

Languages Ladder can do statement	Listening Grade 4
I can understand the main points and some of the detail from a spoken passage made up of familiar language in simple sentences.	

Instructions

- Explain to the children that each English sentence contains some incorrect information.
- They correct the information by listening to the recording.
- Do the example with them and show them where to write their answer in English.

Pass 4 out of 5

Answers (accept minor spelling errors)

1 big (example) 2 (swimming) pool 3 canteen 4 dinners 5 Mondays

6 3 (o'clock/pm)

Adapting the task

- This is a test of children's ability to understand some details in a spoken passage.
- It helps them to focus on key information.
- They do not have to know what every word means.
- You can replace the sentences and text with your own alternatives.

Developing listening skills

- This is an extension of a simple true or false task with children correcting what is wrong.
- You can practise orally in class by making incorrect statements about pictures.

Links to the Key Stage 2 Framework

Oracy **6.1** **Understand the main points and simple opinions in a spoken story, song or passage**

- agree or disagree with statements made about a spoken passage

LLS Plan and prepare – analyse what needs to be done in order to carry out a task.

© OCR 2011

asset languages

French Listening
Grade 4
Task 4

Name:

One word in each sentence is wrong and has been crossed out. Listen carefully and write the correct word in English in the box.

1	The school is quite ~~small~~.	big
2	There is a ~~gym~~.	
3	Everyone eats in the ~~classroom~~.	
4	The ~~lessons~~ at school are excellent.	
5	We do gymnastics on ~~Tuesdays~~.	
6	School finishes at ~~4 o'clock~~.	

© OCR 2011