

Functional Skills

ICT

09877: Level 2

Mark Scheme for B9

OCR (Oxford Cambridge and RSA) is a leading UK awarding body, providing a wide range of qualifications to meet the needs of candidates of all ages and abilities. OCR qualifications include AS/A Levels, Diplomas, GCSEs, Cambridge Nationals, Cambridge Technicals, Functional Skills, Key Skills, Entry Level qualifications, NVQs and vocational qualifications in areas such as IT, business, languages, teaching/training, administration and secretarial skills.

It is also responsible for developing new specifications to meet national requirements and the needs of students and teachers. OCR is a not-for-profit organisation; any surplus made is invested back into the establishment to help towards the development of qualifications and support, which keep pace with the changing needs of today's society.

This mark scheme is published as an aid to teachers and students, to indicate the requirements of the examination. It shows the basis on which marks were awarded by examiners. It does not indicate the details of the discussions which took place at an examiners' meeting before marking commenced.

All examiners are instructed that alternative correct answers and unexpected approaches in candidates' scripts must be given marks that fairly reflect the relevant knowledge and skills demonstrated.

Mark schemes should be read in conjunction with the published question papers and the report on the examination.

OCR will not enter into any discussion or correspondence in connection with this mark scheme.

© OCR 2014

ICT LEVEL 2 FUNCTIONAL SKILLS – MARK SCHEME B9

Notes to Examiners:					
<ul style="list-style-type: none"> • Every printout must have a name on it. Any printout without a name must be marked but an award of zero made. • Follow through must be applied 					
Task	Skill Standard	Coverage and Range		Mark	Total
1i	2.4	2.4.1	Evidence of appropriate search criteria (eg daily calories for teenagers) Evidence of inefficient search criteria (eg daily calories, teenagers) – 2 marks only Evidence of accessing an appropriate website i.e. evidence of a website that contains correct information – 1 mark only	3	6
1ii	2.5	2.5.2	Evidence seen of selection of correct recommended calorie intake for teenagers age 15-18 only (both male and female required) (e.g. Male 2755, Female 2110) Evidence seen of selection of correct recommended calorie intake for teenagers age 11-14 as well (both male and female required) - 2 marks only Evidence seen of selection of correct recommended calorie intake for teenagers age 11-14 only (both male and female required) – 1 mark only Evidence seen of selection of correct recommended calorie intake for male teenagers age 15-18 only– 1 mark only Evidence seen of selection of correct recommended calorie intake for female teenagers age 15-18 only– 1 mark only	FR 3	

2 mark points

Task	Skill Standard	Coverage and Range		Mark	Total
2a)	2.2	2.2.1	Appropriate software application selected – evidence provided of processing numbers, (e.g. of calculating values, creating a chart, spreadsheet software)	1	18
	2.1	2.1.1	Candidate has produced a chart showing only BMI and weekly exercise hours (1) attempted calculation on student survey data file (1) attempted selection of data on an identifiable criterion (1) selected 16 year olds (18 records) (1)	4	
	2.7	2.71	Effective formula(s) used to give correct results (weight / (height x height)) e.g. =E2/(D2*D2) Effective formula(s) seen with 1 error in logic (e.g. without parenthesis, incorrect cell referencing) – 3 marks only Effective formula(s) seen with 2 errors in logic (e.g. without parenthesis and incorrect cell referencing) – 2 marks only Any evidence of viable formula as part of the process (e.g. =E2/D2, =E2*D2) – 1 mark only	4	
			Evidence of use of replication of formulas seen	1	
	2.7	2.7.2	Scatter graph used Comparative line or bar chart used – 1 mark only	2	
	2.6	2.6.1	Graph title entered (1) Graph title meaningful for graph produced (do not accept candidate name in chart title) (1)	2	
	2.6	2.6.1	All required titles/labels for the graph produced have been added (1) Legend is correct for the graph produced or has been removed (1)	2	
	2.6	2.6.1	All required titles/labels are meaningful for the graph produced (1)	1	
	2.9	2.9.2	Any titles/labels/legend entered are spelt accurately (i.e. ignore case)	1	

9 mark points

Task	Skill Standard	Coverage and Range		Mark	Total
2b)	2.1	2.1.1	Evidence seen of identification of fun fit data e.g. highlight, list title, new column (1) Evidence seen of selection of records (ie less than 40 records) or records sorted (1)	2	12
	2.4	2.4.1	Correct beginners classes at lunch time (9 records) All classes for beginners or all classes at lunchtime (17 records or 19 records) – 2 marks only Other identifiable selection – 1 mark only	FR 3	
	2.5	2.5.2	List has an appropriate title (accurate or related to the list)	1	
	2.7	2.7.3	Efficient use made of software – new field/column added with details of Fun Fit classes added consistently (ignore errors)	2	
			New field/column added with details of Fun Fit classes added inconsistently (ignore errors) – 1 mark only New field added has an appropriate field name (e.g. Fun Fit)	1	
	2.9	2.9.2	New field name spelt accurately (ignore case)	1	
	2.6	2.6.1	Fun Fit classes correctly identified (ID 2, 6, 10, 16, 32) (however indicated)	2	
Fun Fit classes contain no more than 1 error – 1 mark only					

7 mark points

Task	Skill Standard	Coverage and Range		Mark	Total
2c)	2.2	2.2.1	Appropriate software application selected – evidence seen of presentation software used	1	25
	2.2	2.2.2	Candidate has used interface features effectively: All student presentation text provided has been inserted (file opened, use of copy and paste or entry of data) Any addition, omission or error in text (i.e. 1 heading or 1 bullet point) (ignore title slide and/or closing remark) – 1 mark only	2	
	2.6	2.6.1	Graph inserted (1) Any classes information inserted (1) Daily calories inserted (1)	FR 3	
	2.6	2.6.1	Graph inserted in appropriate location (i.e. before a healthy diet text) (1)	1	
	2.9	2.9.1	All graph information is clearly displayed (apply follow through 2b)) (1) Graph has been explained (e.g. by use of a heading, an introductory statement or chart title) (1)	2	
	2.9	2.9.1	List showing classes inserted in appropriate location (i.e. on the Lunchtime Beginners Classes – When and Where slide) (1) Each class appears on a separate line (1)	2	
	2.5	2.5.2	Activity, Day and Location data only included (ignore ID and Fun Fit) Activity, Day and Location data included with additional data i.e. time and/or level – 1 mark only	2	
	2.9	2.9.1	Daily calories information inserted in appropriate location (i.e. on Recommended Daily Calorie Intake for Teenagers slide or on next slide) (1) Daily calories information has been entered so that it is clear that calories relate to gender/age (1)	2 (FR 1)	
	2.9	2.9.2	Daily Calories found have been entered accurately	1	
	2.10	2.10.1	Candidate has evaluated the presentation of the presentation: font size is appropriate for on screen viewing (e.g. 20 point or larger) (1) headings are formatted consistently (ignore minor variations in font size) (1) body text/bullet points etc. formatted and applied consistently (1) appropriate title given to presentation (e.g. Healthy Student Campaign, Presentation to Student Council) (1) graph has been sized appropriately for on screen viewing (1) white space on each slide is balanced (ignore title slide) (1)	6	
	2.9	2.9.1	All text, list and graph have been split appropriately across slides All text, list and graph have been split appropriately across slides but with one error (e.g. one bullet point moved to next slide) – 1 mark only	2	
2.9	2.9.1	Printout of slides produced as handout (i.e. more than one slide to a page)	FR 1		

12 mark points

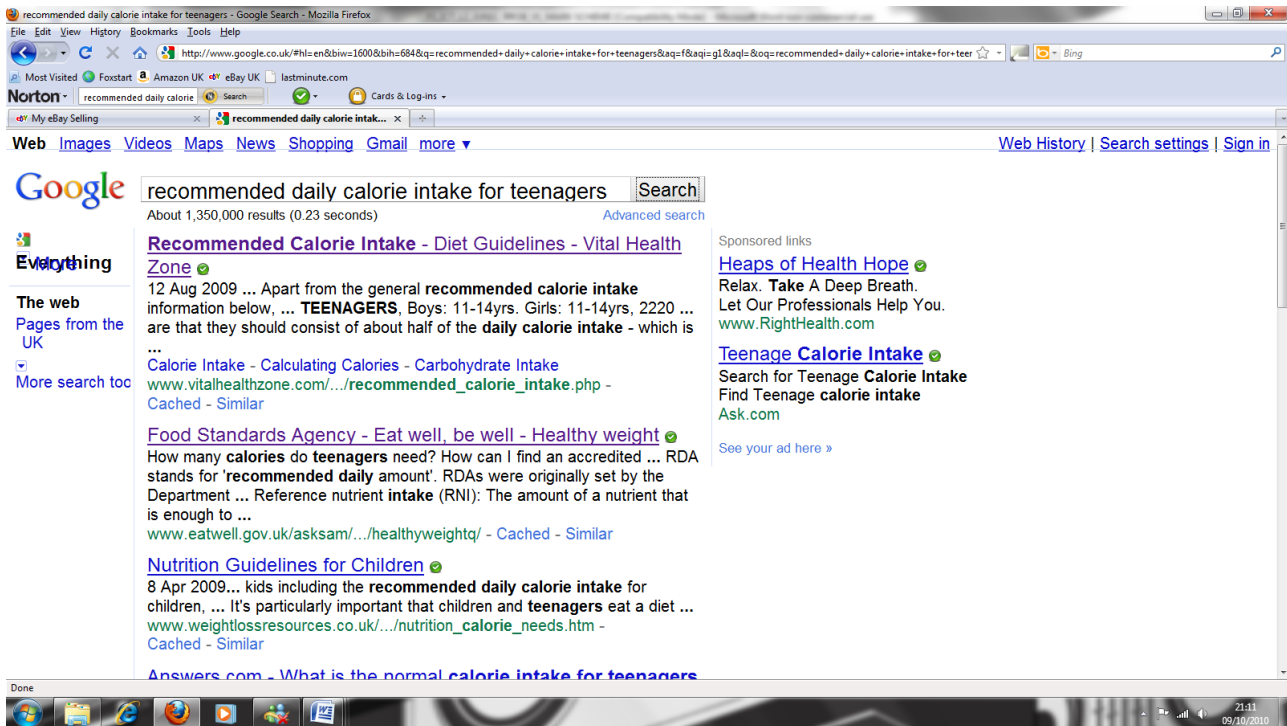
Task	Skill Standard	Coverage and Range		Mark	Total
2d)	2.8	2.8.1	Evidence seen of preparing email to Mel's address (1) Subject field is appropriate (e.g. Healthy Student Slides or Presentation files) (1)	2 (FR 1)	4
		2.8.1	All files for tasks attempted (i.e. student fitness classes data, student survey data, healthy student slides) or compressed folder attached to email Incomplete set of files attached to email – 1 mark only	FR 2	

2 mark points

2e)	2.3	2.3.1	Evidence seen of folder(s) created (1) Evidence see of folder(s) with appropriate folder name(s) (e.g. Healthy Student Files) (1) Files placed in appropriate folder(s) (1)	3	5
	2.3	2.3.1	Student survey data saved in spreadsheet format with meaningful filename (filename includes keywords student survey and/or BMI) (1) Slides saved in presentation format with meaningful filename (not student presentation text) (e.g Healthy Student Slides) (filename must include keyword health and/or exercise)	2	

2 mark points

SAMPLE PRINTOUT OF SEARCHING



SAMPLE PRINTOUT OF INFORMATION FOUND

- Young men aged 15 to 18 need about 2,755 calories a day.
- Young women aged 15 to 18 need about 2,110 calories a day.

Information for examiners:

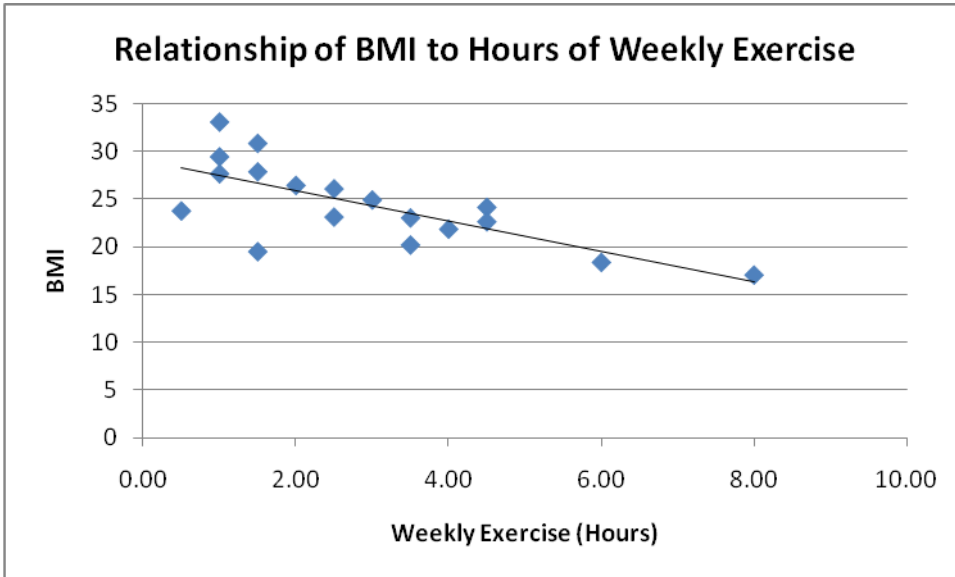
Average Daily Energy Needs for Men, Women and Children in calories - Recommended Calories:

Age	Male	Female
0 to 3 months	545	515
4 to 6 months	690	645
7 to 9 months	825	765
10 to 12 months	920	865
1 to 3 years	1230	1165
4 to 6 years	1715	1545
7 to 10 years	1970	1740
11 to 14 years	2220	1845
15 to 18 years	2755	2110
19 to 50 years	2550	1940
51 to 59 years	2550	1900
60 to 64 years	2380	1900
65 to 74 years	2330	1900
74+ years	2100	1810

SAMPLE PRINTOUT SHOWING HOW ICT IS USED FOR CALCULATIONS

ID	Age	Weekly Exercise (Hours)	Height (M)	Weight (KG)	BMI
1	18	2.5	1.78	82	=E2/(D2*D2)
2	18	3	1.7	66	=E3/(D3*D3)
3	16	4	1.6	56	=E4/(D4*D4)
4	17	6	1.83	80	=E5/(D5*D5)
5	16	2.5	1.65	71	=E6/(D6*D6)
6	17	2.5	1.75	68	=E7/(D7*D7)
7	18	2	1.65	57	=E8/(D8*D8)
8	17	0.5	1.8	99	=E9/(D9*D9)
9	17	3	1.73	63	=E10/(D10*D10)
10	16	1.5	1.63	74	=E11/(D11*D11)
11	18	2	1.64	87	=E12/(D12*D12)
12	17	4	1.88	61	=E13/(D13*D13)
13	16	6	1.68	52	=E14/(D14*D14)
14	16	4.5	1.82	80	=E15/(D15*D15)
15	17	2	1.52	65	=E16/(D16*D16)
16	18	4	1.56	46	=E17/(D17*D17)
17	16	2	1.58	66	=E18/(D18*D18)
18	18	0	1.7	78	=E19/(D19*D19)
19	16	2.5	1.65	63	=E20/(D20*D20)
20	17	2.5	1.87	74	=E21/(D21*D21)
21	17	1	1.84	96	=E22/(D22*D22)
22	16	3.5	1.73	69	=E23/(D23*D23)
23	16	1	1.69	84	=E24/(D24*D24)
24	17	1	1.57	54	=E25/(D25*D25)
25	17	1.5	1.53	62	=E26/(D26*D26)
26	17	1.5	1.68	86	=E27/(D27*D27)
27	16	3	1.59	63	=E28/(D28*D28)
28	16	2	1.81	64	=E29/(D29*D29)
29	16	1.5	1.69	88	=E30/(D30*D30)
30	17	3	1.64	52	=E31/(D31*D31)
31	16	0.5	1.74	72	=E32/(D32*D32)
32	17	4	1.81	76	=E33/(D33*D33)
33	16	1	1.66	91	=E34/(D34*D34)
34	16	4.5	1.72	67	=E35/(D35*D35)
35	17	1.5	1.77	65	=E36/(D36*D36)
36	17	1	1.67	75	=E37/(D37*D37)
37	16	1	1.58	69	=E38/(D38*D38)
38	17	2	1.71	71	=E39/(D39*D39)
39	16	3.5	1.82	67	=E40/(D40*D40)
40	16	8	1.64	46	=E41/(D41*D41)

SAMPLE PRINTOUT OF CHART



SAMPLE PRINTOUT OF LUNCHTIME BEGINNERS' CLASSES

Fitness Classes						
ID	Activity	Day	Time	Location	Level	Fun Fit
24	Aerobics	Tuesday	Lunch	Dance Studio	Beginners	
10	Aqua Aerobics	Wednesday	Lunch	Kings School	Beginners	Y
16	Cheerleading	Wednesday	Lunch	Sports Hall	Beginners	Y
2	Dance Mats	Friday	Lunch	Sports Hall	Beginners	Y
32	Modern Dance	Thursday	Lunch	Dance Studio	Beginners	Y
14	Rounders	Tuesday	Lunch	Sports Field	Beginners	
11	Table Tennis	Thursday	Lunch	Sports Hall	Beginners	
37	Trampolining	Tuesday	Lunch	Sports Hall	Beginners	
6	Wii Fit	Monday	Lunch	Sports Hall	Beginners	Y

Or

ID	Fun Fit Class	Activity	Day	Location
2	Yes	Dance Mats	Friday	Sports Hall
6	Yes	Wii Fit	Monday	Sports Hall
10	Yes	Aqua Aerobics	Wednesday	Kings School
11	No	Table Tennis	Thursday	Sports Hall
14	No	Rounders	Tuesday	Sports Field
16	Yes	Cheerleading	Wednesday	Sports Hall
24	No	Aerobics	Tuesday	Dance Studio
32	Yes	Modern Dance	Thursday	Dance Studio
37	No	Trampolining	Tuesday	Sports Hall

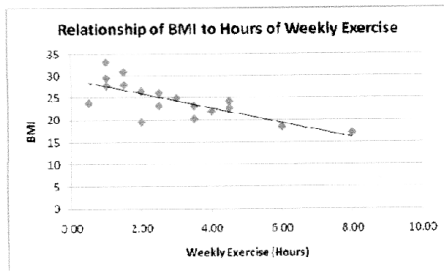
SAMPLE PRINTOUT OF PRESENTATION

Healthy Student Campaign

Regular Exercise

- Maintain a healthy weight
- Feel fitter
- Reduce stress levels
- Improve self confidence
- Socialise

The Effect of Exercise on BMI



Lunchtime Beginners Classes - When and Where

Activity	Day	Location	Fun Fit
Aerobics	Tuesday	Dance Studio	
Aqua Aerobics	Wednesday	Kings School	Y
Cheerleading	Wednesday	Sports Hall	Y
Dance Mats	Friday	Sports Hall	Y
Modern Dance	Thursday	Dance Studio	Y
Rounders	Tuesday	Sports Field	
Table Tennis	Thursday	Sports Hall	
Trampolining	Tuesday	Sports Hall	
Wii Fit	Monday	Sports Hall	Y

A Healthy Diet

- 5 portions of fruit and vegetables per day
- Plenty of starchy foods
- Small amounts of sugary foods
- Small amounts of fatty foods
- Meat, fish, eggs and pulses in moderation
- Milk and dairy foods in moderation

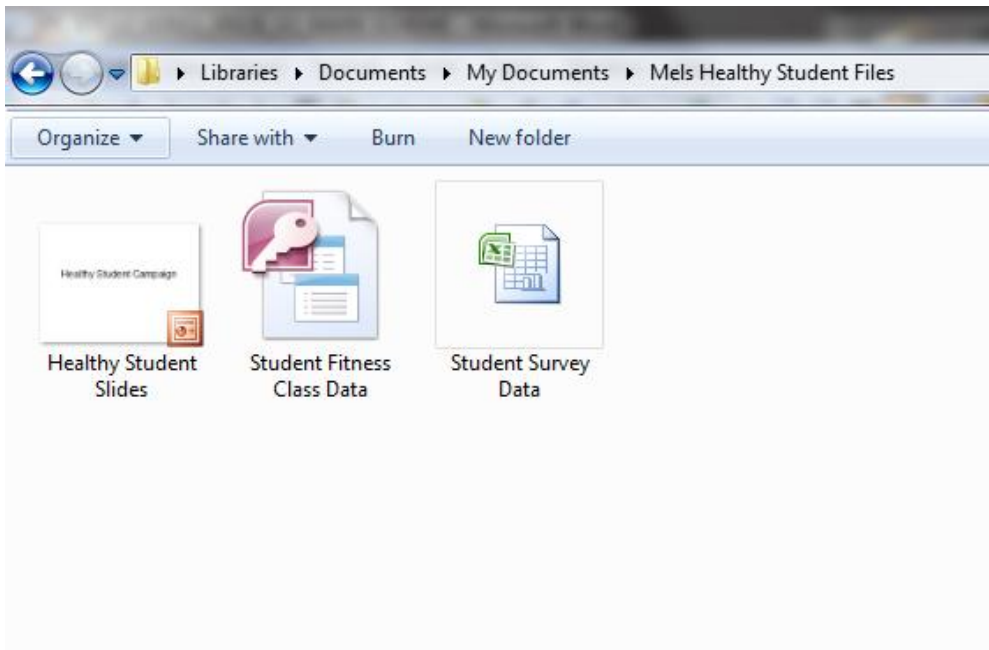
Recommended Daily Calorie Intake for Teenagers

These is a guide only.

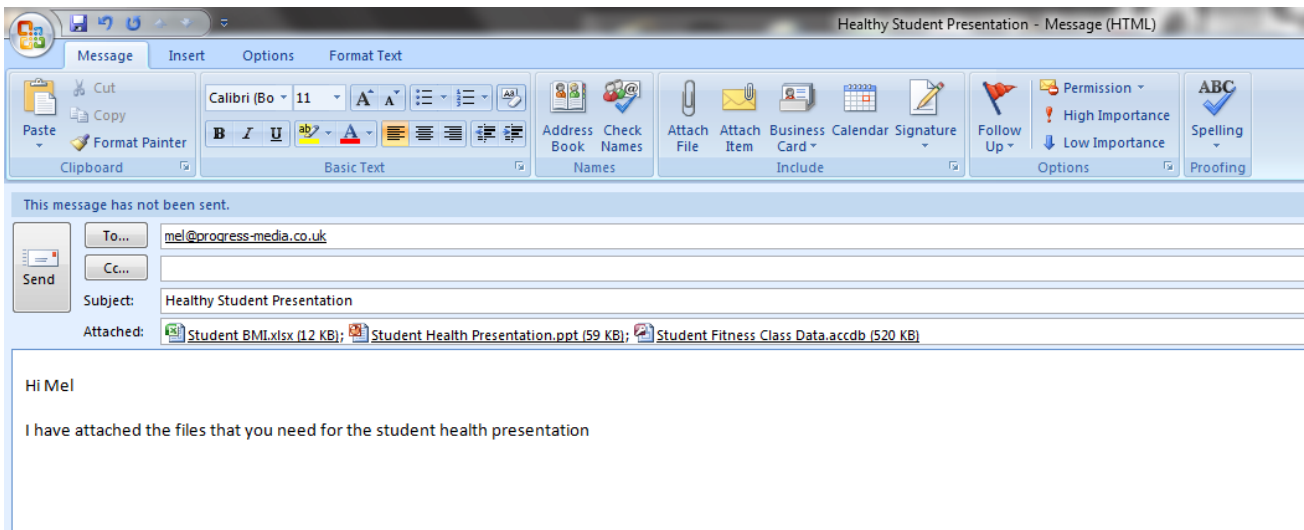
Boys 15-18 2755 calories

Girls 15-18 2110 calories

SAMPLE PRINTOUT OF ORGANISING THE FILES FOR MEL



SAMPLE PRINTOUT OF SENDING MEL THE FILES FOR THE PRESENTATION



OCR (Oxford Cambridge and RSA Examinations)
Coventry Office
Westwood Way
Coventry
CV4 8JQ

OCR Customer Contact Centre

Skills and Employment

Telephone: 024 76 851509

Fax: 024 76 851633

Email: vocational.qualifications@ocr.org.uk

www.ocr.org.uk

For staff training purposes and as part of our quality assurance programme your call may be recorded or monitored

Oxford Cambridge and RSA Examinations
is a Company Limited by Guarantee
Registered in England
Registered Office; 1 Hills Road, Cambridge, CB1 2EU
Registered Company Number: 3484466
OCR is an exempt Charity

OCR (Oxford Cambridge and RSA Examinations)
Head office
Telephone: 01223 552552
Facsimile: 01223 552553

© OCR 2014

