

GCSE

Geography A

Unit **A732/01**: Geographical skills (Foundation Tier)

General Certificate of Secondary Education

Mark Scheme for June 2014

OCR (Oxford Cambridge and RSA) is a leading UK awarding body, providing a wide range of qualifications to meet the needs of candidates of all ages and abilities. OCR qualifications include AS/A Levels, Diplomas, GCSEs, Cambridge Nationals, Cambridge Technicals, Functional Skills, Key Skills, Entry Level qualifications, NVQs and vocational qualifications in areas such as IT, business, languages, teaching/training, administration and secretarial skills.

It is also responsible for developing new specifications to meet national requirements and the needs of students and teachers. OCR is a not-for-profit organisation; any surplus made is invested back into the establishment to help towards the development of qualifications and support, which keep pace with the changing needs of today's society.

This mark scheme is published as an aid to teachers and students, to indicate the requirements of the examination. It shows the basis on which marks were awarded by examiners. It does not indicate the details of the discussions which took place at an examiners' meeting before marking commenced.

















All examiners are instructed that alternative correct answers and unexpected approaches in candidates' scripts must be given marks that fairly reflect the relevant knowledge and skills demonstrated.


Mark schemes should be read in conjunction with the published question papers and the report on the examination.

OCR will not enter into any discussion or correspondence in connection with this mark scheme.



© OCR 2014

These are the annotations, (including abbreviations), including those used in scoris, which are used when marking


Annotation	Meaning of annotation
	Blank Page – this annotation must be used on all blank pages within an answer booklet (structured or unstructured) and on each page of an additional object where there is no candidate response.
	Correct response (use only to credit in point marked questions).
	Incorrect response (use only to indicate incorrect in point marked questions).
	Information omitted.
	Unclear.
	Irrelevant.
	Development.
	Two statements are linked.
	To indicate the full extent of a statement which is credited.
	Benefit of doubt given.
	Level one.
	Level two.
	Level three.
	Highlighting an issue eg irrelevant paragraph. Use in conjunction with another stamp eg  or 

Question			Answer/Indicative Content	Marks	Guidance	
					Content	Levels of response
1	(a)	(i)	B	1	Answers should be circled however accept if they are indicated in a different way.	
		(ii)	W = Kilby X = Willoughby Waterleys	2	2 x 1 Willoughby =  NB: Must have full name	
		(iii)	Eyres Monsell	1	Must have full name	
	(b)	(i)	2 kilometres	1	Answers should be circled however accept if they are indicated in a different way.	
		(ii)	Arnesby Narborough Countesthorpe	3	3 x 1	
1	(c)	(i)	College; Mosque/church/chapel/temple; School (Max 1); Council Building; (Railway)Station; Post Office; Public library; Medical centre/ health centre/surgery; Restaurant; Hotel; Parking; Shops/retail park/retail buildings; Park;	2	2 x 1 Accept type of service Max 1 for different types of schools/medical facility/religious building. NB: If the type is within the name can accept it e.g. Uplands primary school. =0 marks Railways Bus /coach station	


Question			Answer/Indicative Content	Marks	Guidance	
					Content	Levels of response
					Park & ride Names of roads or road numbers Hospital	
		(ii)	Grid/rectangular pattern/parallel; In a line/straight/linear; Perpendicular/right angles to each other; A lot of roads/high density/tightly packed/close together;	2	2 x 1 = 0 marks Any reference to housing e.g. terraced; Long/interlocking/small roads/narrow/wide; Next to each other; Identical to each other;	
2	(a)	(i)	One mark for plot at 210 000 One mark for completing line	2	2 x 1 Plot must be half way between 200 & 220 and on or nearer to the 1901 line rather than the 1903 line; Plot does not have to be a cross, accept any symbol. The line must join both points. Credit mark for completion of line even if plot is wrong.	
2		(ii)	Increased Slightly decreased 330 000	3	3 x 1 Answers should be circled however accept if they are indicated in a different way.	
	(b)	(i)	Gujarati	1	No alternatives.	
		(ii)	Provides workers; Range of restaurants or example; Enhances cultural understanding/diverse	1	Answer must be derived from the extract and must be benefits for Leicester not migrants.	



Question			Answer/Indicative Content	Marks	Guidance	
					Content	Levels of response
			cultures; <u>Unique</u> religious buildings or examples;		 = Different beliefs/diverse = 0 marks – boosts income	
		(iii)	Increases unemployment/competition for jobs; Increases demand for housing; Communications/schools have to cope with students with English as an additional language; Loss of British culture; Tension between cultures/conflict between cultures/racism;	1	Answer must be derived from the extract and must be benefits for Leicester not migrants. =0 marks Benefits e.g. job seekers allowance/costs government a lot of money; Crime; Busy/overcrowded/lots of traffic; Pressure on schools/hospitals/need to build services/religious buildings;  = Many languages spoken	
2	(b)	(iv)	Reference should be based on resources provided and should focus on the attractions of Leicester such as: Employment/work; Services such as: education, health care, shops e.g. butchers/halal meat/religious buildings; Housing availability/types of housing/cost/affordability; NB: For full 6 marks response must refer to jobs, services and housing.	6	The response is to be marked holistically. Examiners to label overall level awarded at the end of the response. Level 3 Leicester has attracted many migrants as there were large amounts of employment such as in the many different types of restaurants. There are large amounts of low cost housing such	Level 3 (5–6 marks) Developed explanation showing good application of understanding supported with specific detail from the resource materials. Written work is legible and spelling, punctuation and grammar are accurate. Meaning is communicated very clearly. Level 2 (3–4 marks) Developed explanation showing


Question			Answer/Indicative Content	Marks	Guidance	
					Content	Levels of response
			Any information from the extract must be developed for Level 3 if the information is a straight lift then it is a simple statement – Level 1.		as the areas of terraced housing in Worthington Street. There are buildings where they can practise their own religion like the Markazi Mosque and many join their extended family and live in areas where they feel at home as their own language is spoken and they can buy specialist foods to cook items which are favoured by their culture.	<p>some application of understanding supported with some detail from the resource materials. Written work is legible and spelling, punctuation and grammar are mostly accurate. Meaning is communicated clearly.</p> <p>Level 1 (1–2 marks) Demonstrates limited application of understanding with simple statements. Unsupported or limited detail from the resource materials. Written work contains mistakes in spelling, punctuation and grammar, which sometimes hinder communication.</p> <p>0 marks No evidence submitted or response does not address the question.</p>
3	(a)	(i)	Shops are higher order/more specialist in Fig. 5/CBD/more expensive in CBD cheaper in Fig.6/higher end in CBD; Shops sell comparison goods in Fig. 5/convenience goods in Fig. 6; Examples e.g. jewellers in Fig 5 compared with dry cleaners in Fig.6;	1	<p>Answers need to be comparative/deal with each of Figs 5 and 6.</p> <p>Do not accept examples of shops.</p> <p>=0 marks Ownership Chain stores compared with independent stores. Better/worse. CBD is more modern. More/bigger shops.</p>	

Question			Answer/Indicative Content	Marks	Guidance	
					Content	Levels of response
					Taller/more storeys Do not accept names of shops. Shops are richer in CBD	
		(ii)	Shops are higher/taller/more storeys in Fig. 5/CBD.	1	Answers need to be comparative/deal with each of Figs 5 and 6 or indicate which figure or area being discussed. =0 marks bigger/smaller.	
3	(a)	(iii)	Ideas such as: There are more shops in the CBD; Many people work in the CBD; It is easier to get to the CBD (by public transport/railway/driving)/accessible/main roads lead there; People from a large area are more likely to use the CBD/tourists may visit CBD; Aylestone only provides goods for people living locally/CBD higher order/higher end; Big name shops/big brands in CBD; More variety of shops/goods in CBD; CBD is busier as it's safer due to pedestrianisation;	2	2 x 1 Answer must be comparative – assume candidate is referring to CBD unless otherwise stated. =0 marks More people live in Leicester Better atmosphere Christmas lights People live close to CBD  = More people Aylstone smaller place Lots of business CBD bigger place More appealing	
	(b)	(i)	Completion of bar graph.	1	Mark for accuracy of bar. NB: use the ruler from the marking tools bar to check accuracy and the top of the bar must touch the ruler	

Question			Answer/Indicative Content	Marks	Guidance	
					Content	Levels of response
					line. Shading is not required.	
3	(b)	(ii)	Completion of pie chart.	2	<p>One mark for correctly showing dividing line between segments. Order of segments can be in any order.</p> <p>One mark for correct shading in the correct segment.</p> <p>If shading is in the wrong segment then no mark for shading. 36 degrees = 10% 72 degrees = 20% Tolerance of +/- 3 degrees. NB: Use the protractor tool from the marking tools bar to check accuracy of segment e.g. the 10% sector should be between 33 & 39 degrees and the 20% sector should be between 69 & 75 degrees.</p>	
		(iii)	<p>People are more likely to buy convenience goods in Aylestone than the CBD.</p> <p>People are more likely to go by car to the CBD than Aylestone.</p> <p>People are more likely to walk to Aylestone than the CBD.</p> <p>The sphere of influence of the CBD is</p>	4	<p>4 x 1</p> <p>NB: If a candidate has ticked more than 4 responses then the following should apply: 5 responses = MAX 3 6 responses = MAX 2 7 responses = MAX 1 8 responses = 0 marks</p> <p>Order is: 3rd</p>	

Question		Answer/Indicative Content	Marks	Guidance	
				Content	Levels of response
		larger than that of Aylestone.		4 th 6 th 8 th	
4	(a)	Ideas such as: South/South west of Leicester; Urban fringe/edge/outer suburbs/outside of Leicester; West of River Soar; East of M1/M69; 0.8 - 2 km from motorway junction/junction 21/junction of M1 & M69; North of Whetsone; East of Enderby; North/North West of Blaby; etc.	3	3 x 1 Credit distance and/or direction from any named feature. Can have reverse of directions e.g. Leicester is North East is ok. =0 marks Near to or next to Leicester to north 'It is between' e.g. Blaby & Leicester. NB – distance references could be from sketch map or OS map you will need to check the distances given. Distances provided in the mark scheme are taken from the sketch map. Can accept roads & motorways if name a junction. Allow direction from any point of the stated feature with Fosse Park e.g. Fosse Park could be North or North West of Blaby.  = East of motorway	
4	(b)	Ideas such as: Large areas of parking; Variety of shops/range of shops/2 or	4	4 x 1 mark or (1 + 1) x 2 for development.	

Question			Answer/Indicative Content	Marks	Guidance	
					Content	Levels of response
			<p>more different types of shops;(dev) Lots of shops within small area/same types of shops as in CBD; Access by public transport/bus stops; Access for disabled people/offers mobility unit & wheelchairs; (dev) Family friendly; Modern/spacious retail environment; Big brand name shops/well known shops/large chain stores; Lots of restaurants/places to eat; Access/near to motorway junction; Facilities such as toilets/baby change/cash points/telephone accept any 2 or more for 1 mark max;(dev) etc.</p>		<p>= 0 marks Lists of examples of shops Names of food outlets. Big/large. Undercover. Pedestrianised.</p> <p> =</p> <p>If only one of the following is listed (need 2 for 1 mark) Cash points/Toilets/Baby change/Toilets; Lots of shops; Many shops; Food shops;</p>	
4	(c)	(i)	<p>Concern over increased traffic/busier/congestion; Which could be dangerous/could get run over/feel less safe; (dev) Concern over noise levels; From large delivery vehicles/increased traffic/from construction; (dev) Concern over litter; Air pollution; From vehicles; (dev) Loss of open space/amenity; etc.</p>	2	<p>1 + 1 2x1</p> <p>One mark for simple idea with 2nd mark for development. Or 2 basic points.</p> <p>No mark for pleased/worried/concerned without reason.</p> <p>=0 marks Visual pollution Crime</p> <p> = Ruins landscape</p>	

Question			Answer/Indicative Content	Marks	Guidance	
					Content	Levels of response
		(ii)	<p>Less people go to CBD/more people go to Fosse Park/can't compete with Fosse Park/ Some shops will relocate to Fosse Park;</p> <p>Therefore Less profit/less business/less money for shops in CBD; (dev)</p>	2	<p>1 + 1</p> <p>One mark for simple idea with 2nd mark for reason.</p> <p>NB: reason must focus upon CBD not Fosse Park.</p> <p>= 0 marks Went out of business.</p> <p>NB: Less business must refer to or imply that there is less custom or money being spent in the CBD shops, but 'went out of business' is already in the question.</p>	
4	(c)	(iii)	<p>In favour as: jobs may be available; pleased that shops will be available nearby/wider range of shops to choose from; (Fosse Park is) nearby so can save time/money on fuel/don't have to travel as far;</p> <p>Against it as: concerned over loss of open space possible closure of their local shops; busier roads/more traffic/noise; etc.</p>	2	<p>1+1</p> <p>One mark for a reason why they may be in favour and one for why they may be against.</p> <p></p> <p>= Fosse Park is nearby; Increase local economy; More people around;</p>	

OCR (Oxford Cambridge and RSA Examinations)
1 Hills Road
Cambridge
CB1 2EU

OCR Customer Contact Centre

Education and Learning

Telephone: 01223 553998

Facsimile: 01223 552627

Email: general.qualifications@ocr.org.uk

www.ocr.org.uk/

For staff training purposes and as part of our quality assurance programme your call may be recorded or monitored

Oxford Cambridge and RSA Examinations
is a Company Limited by Guarantee
Registered in England
Registered Office; 1 Hills Road, Cambridge, CB1 2EU
Registered Company Number: 3484466
OCR is an exempt Charity

OCR (Oxford Cambridge and RSA Examinations)
Head office
Telephone: 01223 552552
Facsimile: 01223 552553

© OCR 2014

