



Thursday 12 June 2014 – Afternoon

AS GCE MATHEMATICS (MEI)

4761/01 Mechanics 1

QUESTION PAPER

Candidates answer on the Printed Answer Book.


OCR supplied materials:

- Printed Answer Book 4761/01
- MEI Examination Formulae and Tables (MF2)

Other materials required:

- Scientific or graphical calculator

Duration: 1 hour 30 minutes



INSTRUCTIONS TO CANDIDATES

These instructions are the same on the Printed Answer Book and the Question Paper.

- The Question Paper will be found inside the Printed Answer Book.
- Write your name, centre number and candidate number in the spaces provided on the Printed Answer Book. Please write clearly and in capital letters.
- **Write your answer to each question in the space provided in the Printed Answer Book.** Additional paper may be used if necessary but you must clearly show your candidate number, centre number and question number(s).
- Use black ink. HB pencil may be used for graphs and diagrams only.
- Read each question carefully. Make sure you know what you have to do before starting your answer.
- Answer **all** the questions.
- Do **not** write in the bar codes.
- You are permitted to use a scientific or graphical calculator in this paper.
- Final answers should be given to a degree of accuracy appropriate to the context.
- The acceleration due to gravity is denoted by $g \text{ ms}^{-2}$. Unless otherwise instructed, when a numerical value is needed, use $g = 9.8$.

INFORMATION FOR CANDIDATES

This information is the same on the Printed Answer Book and the Question Paper.

- The number of marks is given in brackets [] at the end of each question or part question on the Question Paper.
- You are advised that an answer may receive **no marks** unless you show sufficient detail of the working to indicate that a correct method is being used.
- The total number of marks for this paper is **72**.
- The Printed Answer Book consists of **16** pages. The Question Paper consists of **8** pages. Any blank pages are indicated.

INSTRUCTION TO EXAMS OFFICER/INVIGILATOR

- Do not send this Question Paper for marking; it should be retained in the centre or recycled. Please contact OCR Copyright should you wish to re-use this document.

Section A (36 marks)

- 1 Fig. 1 shows the velocity-time graph of a cyclist travelling along a straight horizontal road between two sets of traffic lights. The velocity, v , is measured in metres per second and the time, t , in seconds. The distance travelled, s metres, is measured from when $t = 0$.



Fig. 1

- (i) Find the values of s when $t = 4$ and when $t = 18$. [3]
- (ii) Sketch the graph of s against t for $0 \leq t \leq 18$. [3]
- 2 The unit vectors \mathbf{i} and \mathbf{j} shown in Fig. 2 are in the horizontal and vertically upwards directions.

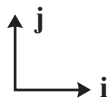


Fig. 2

Forces \mathbf{p} and \mathbf{q} are given, in newtons, by $\mathbf{p} = 12\mathbf{i} - 5\mathbf{j}$ and $\mathbf{q} = 16\mathbf{i} + 1.5\mathbf{j}$.

- (i) Write down the force $\mathbf{p} + \mathbf{q}$ and show that it is parallel to $8\mathbf{i} - \mathbf{j}$. [3]
- (ii) Show that the force $3\mathbf{p} + 10\mathbf{q}$ acts in the horizontal direction. [2]
- (iii) A particle is in equilibrium under forces $k\mathbf{p}$, $3\mathbf{q}$ and its weight \mathbf{w} .
Show that the value of k must be -4 and find the mass of the particle. [3]

- 3 Fig. 3 shows a smooth ball resting in a rack. The angle in the middle of the rack is 90° . The rack has one edge at angle α to the horizontal.

The weight of the ball is W N. The reaction forces of the rack on the ball at the points of contact are R N and S N.

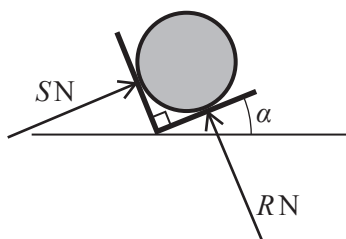


Fig. 3

- (i) Draw a fully labelled triangle of forces to show the forces acting on the ball. Your diagram must indicate which angle is α . [3]
- (ii) Find the values of R and S in terms of W and α . [2]
- (iii) On the same axes draw sketches of R against α and S against α for $0^\circ \leq \alpha \leq 90^\circ$.

For what values of α is $R < S$? [3]

- 4 Fig. 4 illustrates a situation in which a film is being made. A cannon is fired from the top of a vertical cliff towards a ship out at sea. The director wants the cannon ball to fall just short of the ship so that it appears to be a near-miss. There are actors on the ship so it is important that it is not hit by mistake.

The cannon ball is fired from a height 75 m above the sea with an initial velocity of 20 m s^{-1} at an angle of 30° above the horizontal. The ship is 90 m from the bottom of the cliff.

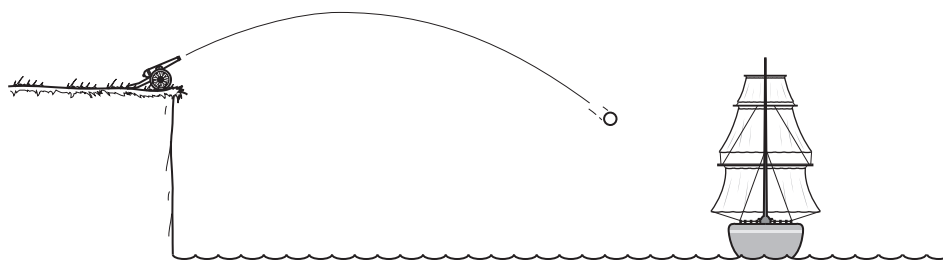


Fig. 4

- (i) The director calculates where the cannon ball will hit the sea, using the standard projectile model and taking the value of g to be 10 m s^{-2} .

Verify that according to this model the cannon ball is in the air for 5 seconds. Show that it hits the water less than 5 m from the ship. [6]

- (ii) Without doing any further calculations state, with a brief reason, whether the cannon ball would be predicted to travel further from the cliff if the value of g were taken to be 9.8 m s^{-2} . [1]

- 5 In a science fiction story a new type of spaceship travels to the moon. The journey takes place along a straight line. The spaceship starts from rest on the earth and arrives at the moon's surface with zero speed. Its speed, v kilometres per hour at time t hours after it has started, is given by

$$v = 37500(4t - t^2).$$

(i) Show that the spaceship takes 4 hours to reach the moon. [1]

(ii) Find an expression for the distance the spaceship has travelled at time t .

Hence find the distance to the moon. [4]

(iii) Find the spaceship's greatest speed during the journey. [2]

Section B (36 marks)

- 6 In this question the origin is a point on the ground. The directions of the unit vectors $\begin{pmatrix} 1 \\ 0 \\ 0 \end{pmatrix}$, $\begin{pmatrix} 0 \\ 1 \\ 0 \end{pmatrix}$ and $\begin{pmatrix} 0 \\ 0 \\ 1 \end{pmatrix}$ are east, north and vertically upwards.



Alesha does a sky-dive on a day when there is no wind. The dive starts when she steps out of a moving helicopter. The dive ends when she lands gently on the ground.

- During the dive Alesha can reduce the magnitude of her acceleration in the vertical direction by spreading her arms and increasing air resistance.
- During the dive she can use a power unit strapped to her back to give herself an acceleration in a horizontal direction.
- Alesha's mass, including her equipment, is 100 kg.
- Initially, her position vector is $\begin{pmatrix} -75 \\ 90 \\ 750 \end{pmatrix}$ m and her velocity is $\begin{pmatrix} -5 \\ 0 \\ -10 \end{pmatrix}$ m s⁻¹.

- (i) Calculate Alesha's initial speed, and the initial angle between her motion and the downward vertical. [4]

At a certain time during the dive, forces of $\begin{pmatrix} 0 \\ 0 \\ -980 \end{pmatrix}$ N, $\begin{pmatrix} 0 \\ 0 \\ 880 \end{pmatrix}$ N and $\begin{pmatrix} 50 \\ -20 \\ 0 \end{pmatrix}$ N are acting on Alesha.

- (ii) Suggest how these forces could arise. [3]
- (iii) Find Alesha's acceleration at this time, giving your answer in vector form, and show that, correct to 3 significant figures, its magnitude is 1.14 m s⁻². [3]

One suggested model for Alesha's motion is that the forces on her are constant throughout the dive from when she leaves the helicopter until she reaches the ground.

- (iv) Find expressions for her velocity and position vector at time t seconds after the start of the dive according to this model. Verify that when $t = 30$ she is at the origin. [6]
- (v) Explain why consideration of Alesha's landing velocity shows this model to be unrealistic. [2]

- 7 Fig. 7 illustrates a train with a locomotive, L, pulling two trucks, A and B.

The locomotive has mass 90 tonnes and is subject to a resistance force of 2000 N.

Each of the trucks A and B has mass 30 tonnes and is subject to a resistance force of 500 N.

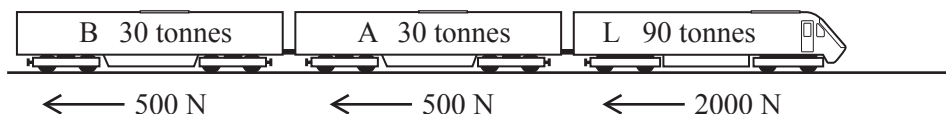


Fig. 7

Initially the train is travelling along a straight horizontal track. The locomotive is exerting a driving force of 12 000 N.

- (i) Find the acceleration of the train. [3]
- (ii) Find the tension in the coupling between trucks A and B. [3]

When the train is travelling at 10 m s^{-1} , a fault occurs with truck A and the resistance to its motion changes from 500 N to 5000 N.

The driver reduces the driving force to zero and allows the train to slow down under the resistance forces and come to a stop.

- (iii) Find the distance the train travels while slowing down and coming to a stop.

Find also the force in the coupling between trucks A and B while the train is slowing down, and state whether it is a tension or a thrust. [7]

The fault in truck A is repaired so that the resistance to its motion is again 500 N. The train continues and comes to a place where the track goes up a uniform slope at an angle of α° to the horizontal.

- (iv) When the train is on the slope, it travels at uniform speed. The driving force remains at 12 000 N. Find the value of α . [3]
- (v) Show that the force in the coupling between trucks A and B has the same value that it had in part (ii). [2]

END OF QUESTION PAPER

BLANK PAGE

**Copyright Information**

OCR is committed to seeking permission to reproduce all third-party content that it uses in its assessment materials. OCR has attempted to identify and contact all copyright holders whose work is used in this paper. To avoid the issue of disclosure of answer-related information to candidates, all copyright acknowledgements are reproduced in the OCR Copyright Acknowledgements Booklet. This is produced for each series of examinations and is freely available to download from our public website (www.ocr.org.uk) after the live examination series.

If OCR has unwittingly failed to correctly acknowledge or clear any third-party content in this assessment material, OCR will be happy to correct its mistake at the earliest possible opportunity.

For queries or further information please contact the Copyright Team, First Floor, 9 Hills Road, Cambridge CB2 1GE.

OCR is part of the Cambridge Assessment Group; Cambridge Assessment is the brand name of University of Cambridge Local Examinations Syndicate (UCLES), which is itself a department of the University of Cambridge.