

PROVISIONAL



USING IT IN CLASSICS GUIDE

September 2015

GCSE (9–1)
Classical Greek and Latin



We will inform centres about any changes to the specification. We will also publish changes on our website. The latest version of our specification will always be the one on our website (www.ocr.org.uk) and this may differ from printed versions.

Copyright © 2015 OCR. All rights reserved.

Copyright

OCR retains the copyright on all its publications, including the specifications. However, registered centres for OCR are permitted to copy material from this specification booklet for their own internal use.

Oxford Cambridge and RSA Examinations is a Company Limited by Guarantee. Registered in England. Registered company number 3484466.

Registered office: 1 Hills Road
Cambridge
CB1 2EU

OCR is an exempt charity.



GCSE (9–1) Classical Greek and Latin

Using IT in Classics guide

CONTENTS

Introduction to resource	4
Quizlet	5
Google Drive	6
Socrative	7
CSCP	8
The Eton Greek Software Project	9
Padlet	10
QR Stuff	11
The Perseus Digital Library Project	12



GCSE (9–1) Classical Greek and Latin

Using IT in Classics guide

INTRODUCTION TO RESOURCE

The following examples were written by a teacher with extensive experience in teaching Classical Greek and Latin to a diverse range of learners. The examples listed within this document are not intended as “official endorsements” or an indication of OCR’s preference for teaching materials, instead they are supposed to be a resource to help teachers make informed decisions about the resources they can choose to use with their learners. We hope you find them helpful.



GCSE (9–1) Classical Greek and Latin

Using IT in Classics guide

Quizlet

Website and App (Android, iOS)

Latin & Greek

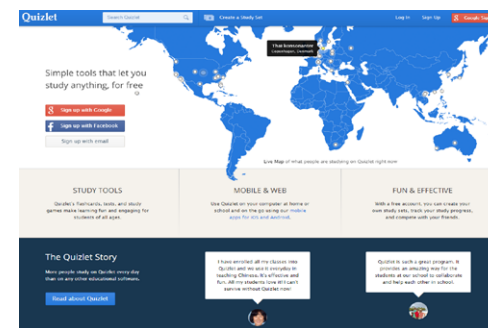
Free or subscription

Quizlet is an online tool for creating flashcards which can be used for learning Latin and Greek vocabulary. Once the flashcards have been created, the information on the cards can be learned in a variety of ways, including a traditional card-turning interface, by typing in the answers, or by creating a test with a variety of parameters. The cards can be created by students or teachers. The benefit of the latter method is that the educator can ensure that the forms, spellings and definitions of the words are correct. Sets of words and definitions can be imported from a spreadsheet, such as the Defined Vocabulary List, using a copy and paste function. Quizlet is able to handle Greek characters, subscripts, accents and breathings.

Quizlet is effective for students of any level. What they tend to find particularly useful is being able to learn their vocabulary anywhere there is an Internet connection, including on their smartphones.

Quizlet is an especially powerful learning tool when students use the “star” feature to bookmark words which they have not yet learned. This enables them to focus on the words which they are struggling with, and vocabulary sets are learned in a much shorter time than would otherwise be the case.

Teachers who subscribe to the site gain additional features such as being able to monitor student progress and adding voice recordings to cards.





GCSE (9–1) Classical Greek and Latin

Using IT in Classics guide

Google Drive

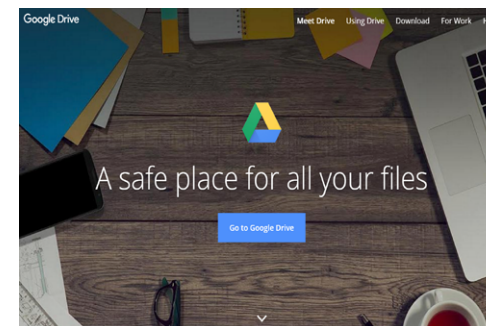
Website and App (Android, iOS)

Latin & Greek

Free

Google Drive is a cloud storage provider which has a built-in productivity suite, formerly known as Google Docs. The main programs are: Documents (word processing), Sheets (spreadsheets) and Slides (presentations). Registered users can share documents with other users or anyone else. More than one person can work on a document in one of these programs at the same time. This instant communication between students, or between teachers and students, opens up a wide range of possibilities to enhance learning and understanding.

For a GCSE Latin set text activity, a copy of a section of the set text could be shared with a group of students, who could then annotate the text with their class notes using the “comment” feature in Documents. The project would be available to the group members everywhere, and to the teacher, who can respond to student comments on the document itself, creating a written record of student learning.





GCSE (9–1) Classical Greek and Latin

Using IT in Classics guide

Socrative

Website and app (Android, iOS)

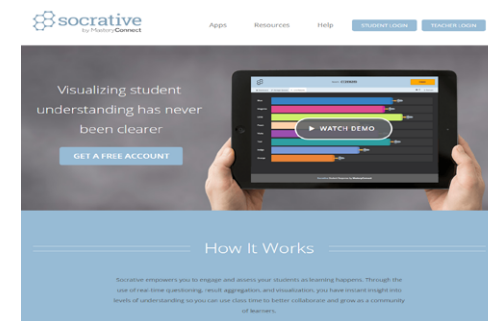
Latin & Greek

Free

Socrative is a student response system which, in a Bring Your Own Device (BYOD) or 1:2:1 device setting, enables teachers to gauge student understanding and to share that information with the class. Quizzes can be prepared in advance and the results emailed or downloaded in a spreadsheet format. Automated scripts, such as Flubaroo on Google Drive, can even mark the tests and email the results to students.

The program can also be used as a polling device, or to accept written responses. This data can be projected so that student discussion can generate from any learning opportunities which arise.

In a GCSE Greek Verse Literature class, students are invited to submit answers to the teacher's questions via Socrative. Rather than one student answering the question at a time, the whole class can engage with the question, and the teacher can lead a discussion about the responses, which are visible via a projector.





GCSE (9–1) Classical Greek and Latin

Using IT in Classics guide

Cambridge Schools' Classics Project

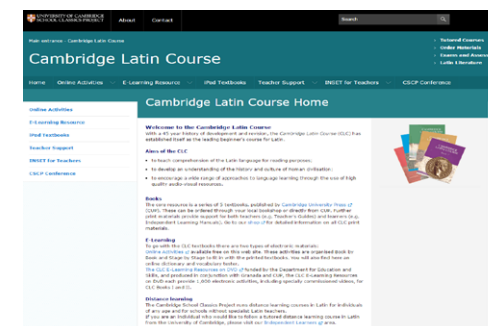
Website

Latin

Free

The Cambridge Schools' Classics Project (CSCP) is the home of the Cambridge Latin Course. It also houses a range of materials to support the teaching and learning of GCSE Latin language, literature and culture. The GCSE Latin set texts from the Cambridge Latin Anthology (CLA) are available as interactive texts, with English translations and grammar information available by clicking on the Latin words. Some of the set text passages also ask comprehension questions, with instant feedback. In the Cambridge Latin Course section of the site, the background sections for each of the Stages contain a wealth of information to support the Sources for Latin GCSE unit. Some of the language exercises can help to consolidate language learning for GCSE students; for example, sorting participles by tense (Stage 21) or verbs by voice (Stage 25). The Latin passages in Book IV and V are suitable for A Level students to translate or analyse, since they are composed with a style similar to that called for in the prose composition option at A Level.

A GCSE Latin student uses the interactive CLA Anthology texts to reinforce her understanding of the Latin for her Prose Literature unit. She makes a note of any words she has to check with the program, creating a bespoke vocabulary list which targets unfamiliar words.





GCSE (9–1) Classical Greek and Latin

Using IT in Classics guide

The Eton Greek Software Project

Website

Greek

Free

The Eton classics department has made available software to help with the learning of Greek vocabulary and grammar, specifically targeting the specifications of the GCSE and A Level Classical Greek courses. There are vocabulary testers based on the current GCSE and A Level word lists, as well as PDF copies of the wordlists with full parsing of the words. These wordlists are especially useful for students to learn the principal parts of verbs, for instance. As well as vocabulary testers, the site also hosts verb, noun and adjective testers, which can be adjusted to differentiate between GCSE and A Level, and different abilities within them.

A GCSE Greek class needs to review aorist participles (all voices). The teacher sets homework to learn these, with instructions for the correct parameters for the learning objective. To stretch the more able students, the teacher could set an extension activity to include forms which are not on the syllabus, such as perfect participles.





GCSE (9–1) Classical Greek and Latin

Using IT in Classics guide

Padlet

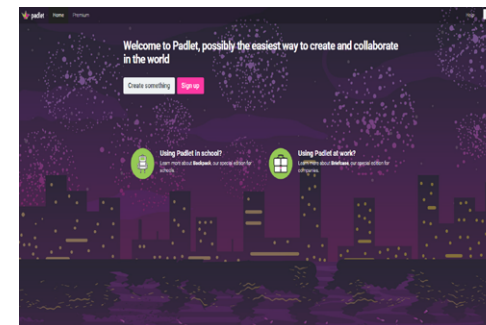
Website and app (Android, iOS)

Latin and Greek

Free and subscription

A “Padlet” is a virtual wall on which teachers and/or students can post almost any type of document. It can be used as a teacher-to-pupil resource sharing program, which is more visually pleasing and feature-rich than traditional cloud storage or network storage solutions. It can also be used as a discussion forum, where students post comments, either addressing a teacher-led discussion or for peer assessment. Access to each Padlet wall can be restricted by a password, and even more security is offered via subscription.

For a GCSE Latin Language class, the teacher wants to check the students’ understanding of the subjunctive mood. She starts a Padlet wall with the word “subjunctive” in the middle and invites students to post one thing related to the word. The wall could be projected for the teacher to go through the student comments with the class, or a dialogue could start on the wall itself, either between the teacher and the students or just between the students. Gaps in knowledge will be visible, and can be addressed on the spot.





GCSE (9–1) Classical Greek and Latin

Using IT in Classics guide

QR Stuff

Website

Latin and Greek

Free and subscription

QR codes are two-dimensional barcodes which can be used to store much more information than standard barcodes. As a way to access material, they are fun and engaging for students to use. Websites like QRstuff.com offer free online tools for creating custom QR codes which can be downloaded, printed and then used in the classroom. Students will need a device with a camera and a QR code reader app (smartphones and tablets are ideal for this) to read the code to access the materials. QR Stuff is basically free, while a subscription provides analytics, history and the option of password protection for individual codes.

For a GCSE Greek Verse Literature class, the teacher deviates from the traditional workbook format to include QR codes alongside the Greek text. Information available for students who scan the codes could include the English translation, background information, or assistance for less able students. The additional information does not divert from study of the Greek text once students become more confident, and they engage more readily with the material as it brings into play their Internet-enabled devices.





GCSE (9–1) Classical Greek and Latin

Using IT in Classics guide

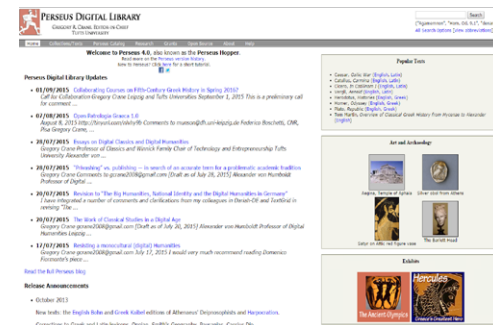
The Perseus Digital Library Project

Website

Latin and Greek

The Perseus website contains a vast collection of Greek and Latin texts which are mostly accompanied by commentaries and translations. Every word in each free classical text is hyperlinked to lexical entries, with all possible translations suggested where forms are ambiguous. The main caveat when using this for GCSE and A Level literature is that the texts may differ slightly from the prescribed editions, but otherwise it is a very useful resource for teachers and students alike. Other useful tools on the website include the Word Study tool, for looking up the meaning of Greek and Latin words, and the Vocabulary Tool, which can determine word frequencies across specific works or authors.

For GCSE Prose Literature, students who have a strong grasp of the text can test themselves using the interactive text on the Perseus website. Using the hyperlinked dictionary entries, they can create their own translations, or offer suggestions which improve upon a translation they might have received or written earlier in the course.





We'd like to know your view on the resources we produce. By clicking on the 'Like' or 'Dislike' button you can help us to ensure that our resources work for you. When the email template pops up please add additional comments if you wish and then just click 'Send'. Thank you.

If you do not currently offer this OCR qualification but would like to do so, please complete the Expression of Interest Form which can be found here: www.ocr.org.uk/expression-of-interest

OCR Resources: *the small print*

OCR's resources are provided to support the teaching of OCR specifications, but in no way constitute an endorsed teaching method that is required by the Board and the decision to use them lies with the individual teacher. Whilst every effort is made to ensure the accuracy of the content, OCR cannot be held responsible for any errors or omissions within these resources. We update our resources on a regular basis, so please check the OCR website to ensure you have the most up to date version.

© OCR 2015 - This resource may be freely copied and distributed, as long as the OCR logo and this message remain intact and OCR is acknowledged as the originator of this work.

OCR acknowledges the use of the following content:
Thumbs up and down icons: alexwhite/Shutterstock.com

Please get in touch if you want to discuss the accessibility of resources we offer to support delivery of our qualifications: resources.feedback@ocr.org.uk

ocr.org.uk/gcsereform
OCR customer contact centre

General qualifications

Telephone 01223 553998

Facsimile 01223 552627

Email general.qualifications@ocr.org.uk

For staff training purposes and as part of our quality assurance programme your call may be recorded or monitored.
© OCR 2015 Oxford Cambridge and RSA Examinations is a Company Limited by Guarantee. Registered in England.
Registered office 1 Hills Road, Cambridge CB1 2EU. Registered company number 3484466. OCR is an exempt charity.

