

Use of Pinterest in Science

Pinterest: *The use of Pinterest to improve Attainment in Science*

Rachel Fitzpatrick, Shireland Collegiate Academy

Overview

Project Aims

- To improve students' attainment through the addition of hands on activities to current science schemes of work
- to improve students' engagement with science lessons and encourage them to become more hands on in their learning.

Rationale

- This project came about as staff wanted to develop the existing science curriculum to its maximum potential. I decided to include many hands on activities which the students could complete throughout the topic with the intent to improve students' enjoyment
- I have noticed that often when teachers look for a new way to teach a lesson they turn to the internet. This can often take a considerable amount of time. Pinterest makes it easy to locate activities for topics as well as providing a range of topics. Pinterest can be a valuable aid to this in science lessons.

Project Outline

- Use Pinterest to locate hands on activities for students to complete during science lessons
- use these activities to improve students' enjoyment of science lessons
- improve attainment in order to encourage progress in science.

Use of Pinterest in Science

Impact

- By the end of this scheme of work 70% of students reached their target grade, 40% of which had surpassed their target
- 50% of student's assessment levels improved in comparison to their previous examination data, of this 50%, 72% of the students improved by two or more sub levels

STUDENT DETAILS	ASSESSMENT						TRACKING	
	1	2	3	4	5	6	Ave Level	Target
Student Name	Level	Level	Level	Level	Level	Level		
Student 1	5a	5b					5a	5b
Student 2	5b	5b					5b	5c
Student 3	5c	5c					5c	5c
Student 4	3a	4c					4c	4c
Student 5	5c	5c					5c	5c
Student 6	4a	4a					4a	4a
Student 7	4c	4b					4b	4c
Student 8	4c	4a					4b	4c
Student 9	4b	4b					4b	4c
Student 10	3a	3a					3a	4c
Student 11	4a	5a					5b	5c
Student 12	4c	4a					4b	4a
Student 13	3b	4b					4c	5b
Student 14	4c	5b					4a	4c
Student 15	3a	4b					4c	4c
Student 16	3a	3a					3a	4b
Student 17	3a	4b					4c	4c
Student 18	4b	4b					4b	4a
Student 19	3a	3a					3a	4c
Student 20	4a	5c					5c	5b

- During assessment for learning (AFL) question and feedback sessions, students were able to provide a lot more detailed answers after they had interacted with an activity associated with the topic (when compared to their verbal answers provided prior to the activities)
- students were very enthusiastic as they arrived for lessons to see the activities they would be completing during the lesson
- student engagement during class increased dramatically, all students were very eager to be able to participate in activities
- decrease in behavioural events during lessons



Use of Pinterest in Science

- at the end of each lesson I would be inundated with students who wished to have another attempt at certain activities and would often have to dedicate break time for students to come back and show their friends the activity.

Student Comments

After a focus day which was planned using Pinterest to provide many activities the students made the following comments:

“I really loved today as a focus day as it was really fun but at the same time I learnt lots.”

“Today’s lesson was fun as it linked really nicely with the topic and honestly it was a very fun day.”

“I enjoyed myself as I love doing hands on things in lessons. The activities allowed me to be hands on and they were very exciting and fun.”

Teacher Comments

“Students loved the day and have since shown more interest in science, being much happier to see what might be on the programme - (hard to live up to, but very motivating for me!)”

“Behavior during these lessons was far better than I could have hoped.”

“Having various practical activities was really good as it allowed me to reinforce the format of investigation: different variables and what sort of thing to control improved over the day.”

“Making it fun will also mean that referring back to it will be much easier, and the students were really able to engage with predictions like, which of these solutions will dissolve the candy cane fastest.”

“Students were very motivated and enjoyed the activities organised, they were able to use these activities to make links to scientific concepts.”

How to...

Setting Up

Resources

- Computer access for staff
- Pinterest account
- mechanism for sharing lesson ideas between teachers (class site, emails, etc.).

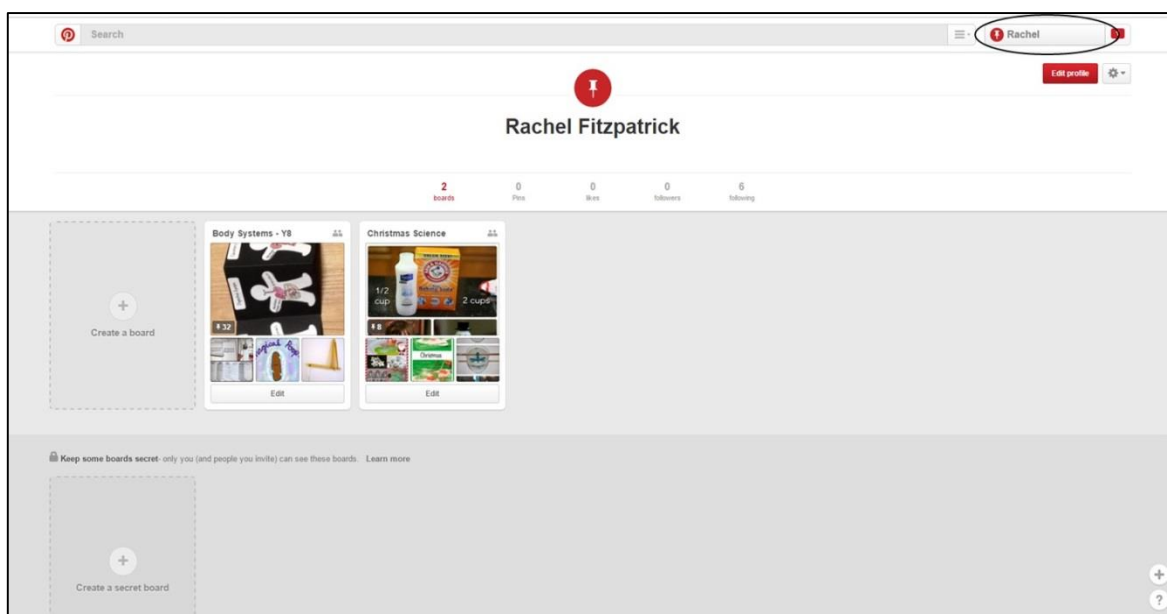
Use of Pinterest in Science

Step 1 – Joining and setting up a Pinterest account

- When joining Pinterest you can decide whether or not you wish to create a Pinterest account for your department or a personal account. If you create a private Pinterest account for each member of the department it is still possible for them to view and add to a board for a specific scheme of work
- Upon set up you will be instructed to “follow” five boards, this is to allow the site to get a feel for what it is you are looking for. Upon set up I searched for boards under the name “science activities” and selected five which seemed to fit what I was looking for.

Step 2 – Creating a board

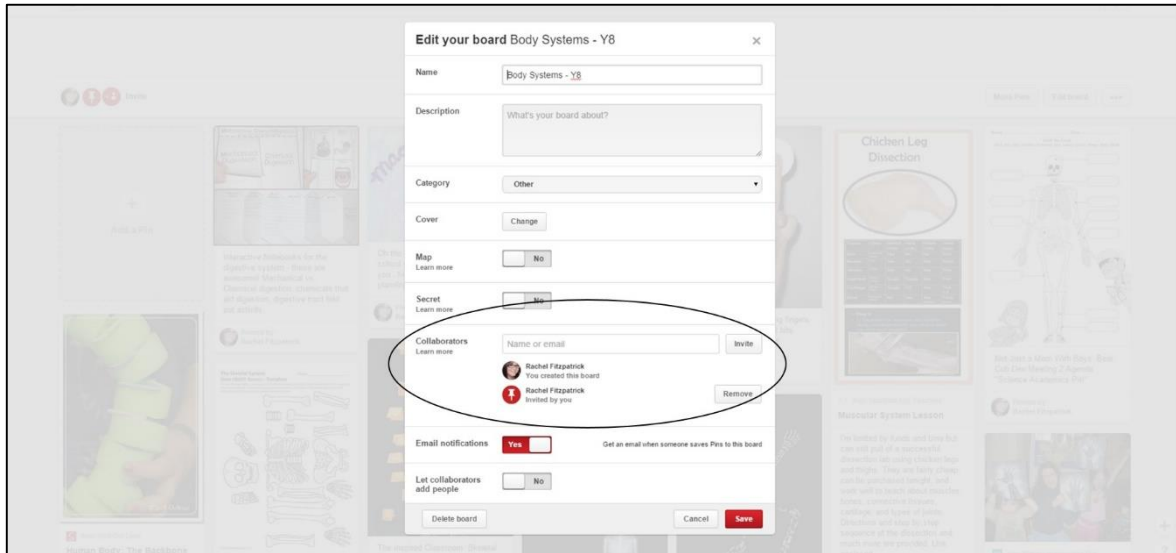
- To start your own boards click on your name in the top right of the screen and then click “Create a board”, you can do this for each of your schemes of work.



Use of Pinterest in Science

Step 3 – Adding other members of staff to a board

- Adding other members of staff as collaborators to a board will allow them to both view and add ideas to your board
- to do this you need to select “Edit board” and then add staff members email addresses in the “Collaborators” section.

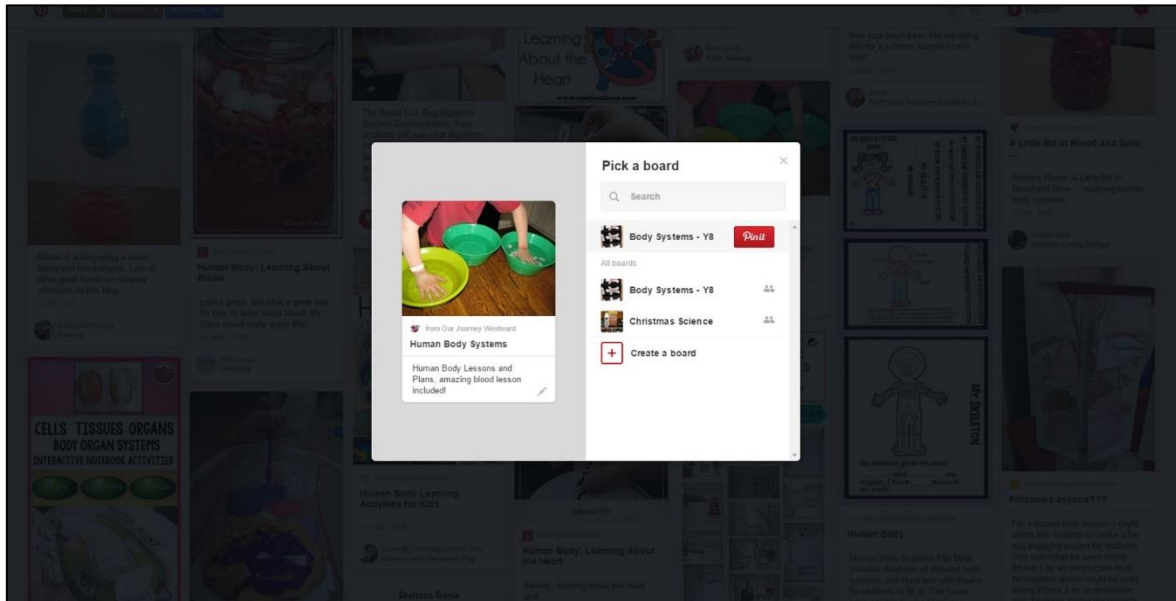


Use of Pinterest in Science

Using Pinterest to plan lessons

Step 4 – Searching for lesson ideas

- Use the search bar at the top of the screen to locate activities which link to your scheme of work
- to add an activity to a board you need to hover over the activity, click the red “Pin it” button which appears in the top left of the field. Select the board which you wish to add the activity to.



Step 5 – Planning lessons

- You can then use this board to plan out a single lesson or a scheme of work. This is useful for providing little hands on activities for the students to complete during the lesson to allow them to apply their understanding of a concept.

Summary

Pinterest is an easy to use tool to raise attainment and increase engagement in science by incorporating hands on activities in science lessons.