

# OCR

Oxford Cambridge and RSA

## Friday 27 May 2016 – Morning

### AS GCE CHEMISTRY B (SALTERS)

F331/01 Chemistry for Life

Candidates answer on the Question Paper.

**OCR supplied materials:**

- *Data Sheet for Chemistry B (Salters)* (inserted)

**Other materials required:**

- Scientific calculator

**Duration:** 1 hour 15 minutes




Candidate forename		Candidate surname	
-----------------------	--	----------------------	--

Centre number						Candidate number				
---------------	--	--	--	--	--	------------------	--	--	--	--

#### INSTRUCTIONS TO CANDIDATES

- The Insert will be found inside this document.
- Write your name, centre number and candidate number in the boxes above. Please write clearly and in capital letters.
- Use black ink. HB pencil may be used for graphs and diagrams only.
- Answer **all** the questions.
- Read each question carefully. Make sure you know what you have to do before starting your answer.
- Write your answer to each question in the space provided. If additional space is required, you should use the lined page(s) at the end of this booklet. The question number(s) must be clearly shown.
- Do **not** write in the bar codes.

#### INFORMATION FOR CANDIDATES

- The number of marks is given in brackets [ ] at the end of each question or part question.
-  Where you see this icon you will be awarded marks for the quality of written communication in your answer.  
This means for example you should:
  - ensure that text is legible and that spelling, punctuation and grammar are accurate so that meaning is clear;
  - organise information clearly and coherently, using specialist vocabulary when appropriate.
- You may use a scientific calculator.
- A copy of the *Data Sheet for Chemistry B (Salters)* is provided as an insert with this question paper.
- You are advised to show all the steps in any calculations.
- The total number of marks for this paper is **60**.
- This document consists of **20** pages. Any blank pages are indicated.

Answer **all** the questions.

- 1 The alcohol n-butanol,  $C_4H_{10}O$ , is used as an artificial flavouring in food products. It is also a potentially important biofuel.

(a) There are several structural isomers with the molecular formula  $C_4H_{10}O$ .

(i) Explain the term *structural isomers*.

.....  
 ..... [1]

(ii) Two alcohols of formula  $C_4H_{10}O$  have unbranched carbon chains.

Give the **skeletal** formula and name of each alcohol.

<b>Skeletal formula</b>		
<b>Name</b>		

[2]

(iii) Some structural isomers of  $C_4H_{10}O$  are not alcohols.

State the homologous series of these isomers.

..... [1]

(b) Petrol can be mixed with n-butanol, and the mixture used as a fuel in cars. The octane number of n-butanol is roughly the same as petrol.

Explain the term *octane number*.

.....  
 ..... [1]

(c) A high ratio of air to fuel is required for the efficient performance of a fuel. 192 g of oxygen is needed to burn 1.0 mol of  $C_4H_{10}O$ .

(i) Calculate the mass of **air** needed to burn 1.0 mol of  $C_4H_{10}O$ .

Assume air contains 23% by mass of oxygen,  $O_2$ .

mass of air needed to burn 1.0 mol of  $C_4H_{10}O$  = ..... g [1]

(ii) Calculate the mass of air needed to burn **1.0 g** of  $C_4H_{10}O$ .

mass of air needed to burn 1.0 g of  $C_4H_{10}O$  = ..... g [1]

(iii) Suggest why a high ratio of air to fuel results in efficient fuel performance.

.....  
 ..... [1]

(iv) Petrol has a higher energy density than n-butanol. Energy density is defined as the energy produced, in kJ, per **kilogram** of fuel.

Calculate the energy density of n-butanol given the following information:

standard enthalpy change of combustion,  $\Delta H_c^\ominus$ , of n-butanol =  $-2676 \text{ kJ mol}^{-1}$

Give your answer to **three** significant figures.

energy density = .....  $\text{kJ kg}^{-1}$  [3]

- (d) Crude oil can be used to make n-butanol. Biobutanol is produced from biomass, such as sugar and straw.

State **one** benefit associated with the use of a biofuel such as biobutanol, compared with a fuel produced from crude oil.

.....  
..... [1]

**[Total: 12]**

2 Magnox is an alloy of magnesium with small amounts of aluminium and other metals. Until recently magnox was used in some nuclear reactors to cover uranium metal.

(a) (i) The isotope uranium-238 in the fuel rod undergoes nuclear fission by alpha decay.

Write a nuclear equation for this decay.

[2]

(ii) A disadvantage of using magnox to cover the fuel rods is that the magnesium in the alloy slowly reacts with water. This prevents the long-term storage of spent fuel.

Write an equation for the reaction of magnesium with water.  
Include state symbols.

[2]

(iii) The aluminium atoms in magnox form a metallic structure with the magnesium. Fig. 2.1 below represents a simple illustration of the bonding in magnox.

Use your knowledge of atomic structure and metallic bonding to label the boxes.



*In your answer, you should use technical terms, spelled correctly.*

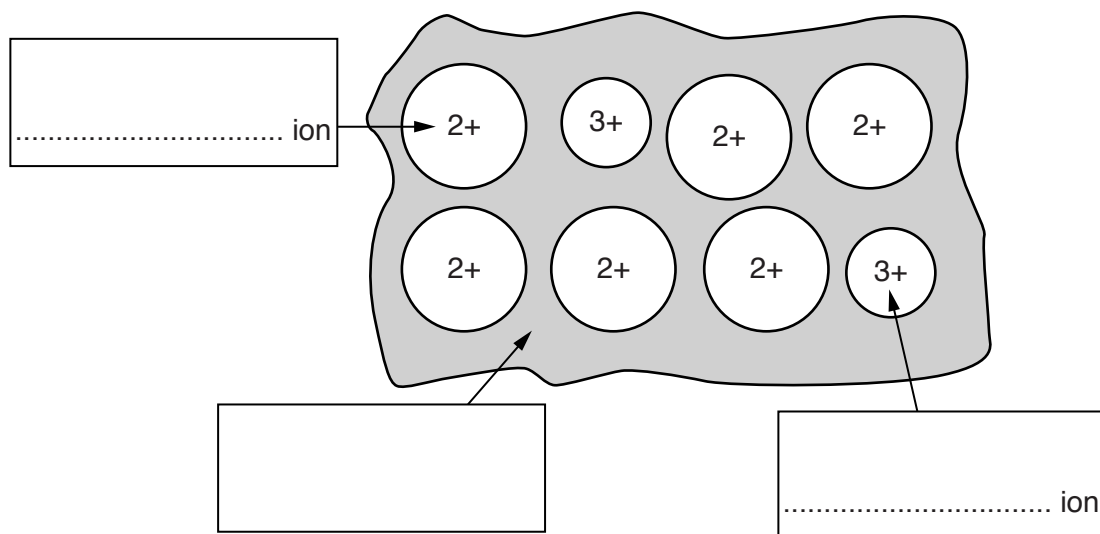


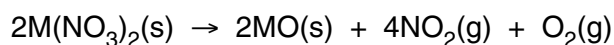
Fig. 2.1

[2]



- (ii) A similar experiment can be used to investigate differences in the thermal stability of the Group 2 nitrates.

The general equation for the thermal decomposition of the Group 2 nitrates is:

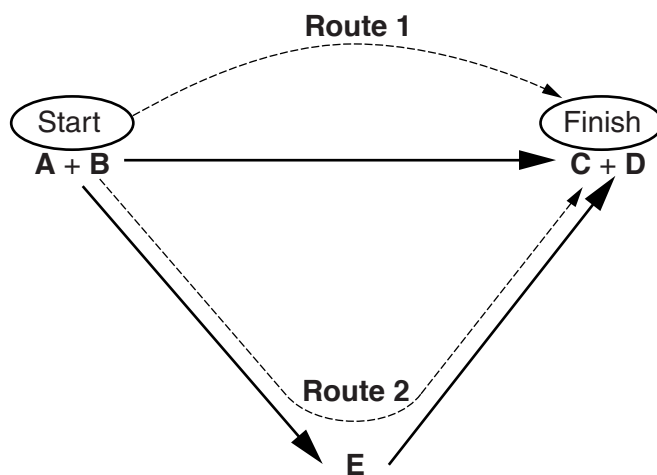


Suggest and explain a safety precaution that would be needed for this decomposition but not required in (b)(i).

.....  
 ..... [1]

- (c) It is very difficult to determine the enthalpy change of decomposition of magnesium carbonate directly. The student calculates a value using Hess' law and an enthalpy cycle. This involves two separate experiments.

- (i) Use the following general enthalpy cycle to explain Hess' law.




.....  
 .....  
 .....  
 ..... [2]

The student carries out two experiments.

**Experiment 1:** Reaction of magnesium carbonate with hydrochloric acid.



**Experiment 2:** Reaction of magnesium oxide with hydrochloric acid.



The student uses an excess of acid and measures the temperature change in each experiment.

The experiments were carried out in a polystyrene cup with a lid.

- (ii) Write the general mathematical formula that would be used to calculate the energy transferred to the solutions in the experiments.

..... [1]

- (iii) Suggest why using a polystyrene cup, rather than a glass beaker, is likely to give a more accurate answer for the enthalpy changes.

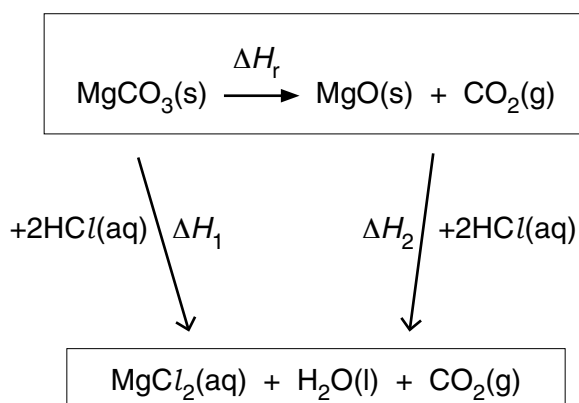
..... [1]

- (iv) After processing the experimental data the student calculated the following results:

enthalpy change of reaction per mole of  $\text{MgCO}_3$  for **Experiment 1**,  $(\Delta H_1) = -90 \text{ kJ mol}^{-1}$

enthalpy change of reaction per mole of  $\text{MgO}$  for **Experiment 2**,  $(\Delta H_2) = -131 \text{ kJ mol}^{-1}$

Use the following energy cycle to calculate the enthalpy change for the thermal decomposition of magnesium carbonate,  $\Delta H_r$ .



enthalpy change,  $\Delta H_r = \dots\dots\dots \text{ kJ mol}^{-1}$  [1]



- (v) The value of this experimentally calculated enthalpy change is numerically much smaller than the value from a Data Book.

Suggest a reason for the low value other than heat losses.

.....

..... [1]

**[Total: 17]**

- 3 The first 'black powder', now known as gunpowder, was most likely made in China in about the tenth century. Gunpowder contains potassium nitrate,  $\text{KNO}_3$ , as an oxidising agent, with charcoal (carbon) and sulfur.

(a) (i) Some properties of the components in gunpowder are shown in the table below.

Complete the table.

Property	Potassium nitrate	Charcoal (carbon)	Sulfur
Structure	giant	giant	simple molecular
Bonding	ionic	covalent	covalent
Melting point	high		
Solubility in water		insoluble	
Conduction of electricity when solid		conducts	

[2]

- (ii) Which feature of the atomic structure of carbon and sulfur indicates that they are on the right of the Periodic Table?

.....

..... [1]

- (b) Ideas about atoms developed later. Models that were used in the gradual understanding of the structure of atoms include those listed below.

- A** Joseph John Thomson discovers electrons, leading to the 'plum pudding' model.
- B** John Dalton suggests everything is made of tiny, indivisible particles called atoms.
- C** Ernest Rutherford and his team use scattering experiments to suggest the 'nuclear atom'.
- D** Erwin Schrödinger and others suggest that electrons have a wave/particle duality.
- E** Niels Bohr suggests that electrons are arranged in energy levels – the 'planetary' model.

Place the models used in the correct historical order.

**Earliest model** ..... [1] **Last model**

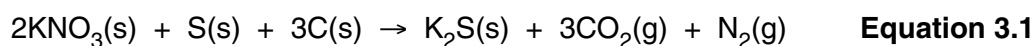
- (c) The percentage composition by **mass** of some gunpowder is 75%  $\text{KNO}_3$ , 12.5% charcoal (C) and 12.5% sulfur (S).

Calculate the percentage of  $\text{KNO}_3$  in the mixture, by **moles**.

% composition of  $\text{KNO}_3$  (by moles) = ..... % [2]

- (d) When gunpowder is ignited, the reaction produces a large volume of hot gases very quickly. The gases also expand rapidly, causing the explosion.

The equation is complex, but a simplified version is:



- (i) Draw a 'dot-and-cross' diagram for  $\text{K}_2\text{S}$ .

Show outer electrons only.

[2]

- (ii) The reaction in **Equation 3.1** involves a large increase in entropy.

Explain why the entropy increases.

.....  
 .....  
 .....  
 ..... [2]



(ii) Which of the following would be an appropriate label for **Fig. 3.2**?

Put a tick (✓) in the box next to the correct answer.

Frequency	→	<input type="checkbox"/>
Wavelength	→	<input type="checkbox"/>
←	Frequency	<input type="checkbox"/>

[1]

(iii) Explain why emission spectra can be used to identify the different elements present in a firework.

.....  
 ..... [1]

(iv) An element can also be identified by its absorption spectrum.

Describe **one** difference and **one** similarity between an absorption spectrum and an emission spectrum.

Difference .....

.....

Similarity .....

..... [2]

(v) Zinc can be added to fireworks to create smoke as a special effect. This smoke is a man-made atmospheric pollutant.

What name is given to this **type** of atmospheric pollutant?

..... [1]

[Total: 19]

**14**  
**BLANK PAGE**

**PLEASE DO NOT WRITE ON THIS PAGE**



(b) Zeolites can be used as heterogeneous catalysts in the cracking of crude oil.

(i) Explain the terms *heterogeneous* and *catalyst*.

.....

.....

.....

..... [2]

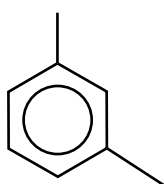
(ii) Write an equation, using molecular formulae, for the cracking of decane to produce an alkene with three carbon atoms and one other product.

[1]

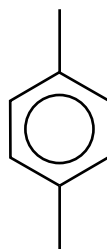
(c) Zeolites also can be used to separate or trap molecules.

There are several structural isomers with the formula  $C_8H_{10}$ .

Two of these are shown below, labelled **Compound F** and **Compound G**.



**Compound F**



**Compound G**

(i) Underline the name below that correctly describes these molecules.

**alkane**

**arene**

**cycloalkane**

**alkene**

[1]

(ii) Using the same type of formula, draw another structural isomer of  $C_8H_{10}$  containing an aromatic ring.

[1]



- (iii) If a mixture of **Compounds F** and **G** is passed through certain zeolites, the isomers can be separated.

Use your knowledge of zeolite structure and the shape of the isomers to suggest how this separation occurs.

.....  
.....  
.....  
..... [2]

- (iv) **Compounds F** and **G** are produced by reforming reactions in the petrochemical industry.

Name the other product, apart from ring molecules, formed in a *reforming* reaction.

..... [1]

[Total: 12]

**END OF QUESTION PAPER**

**ADDITIONAL ANSWER SPACE**

If additional space is required, you should use the following lined page(s). The question number(s) must be clearly shown in the margin(s).

A large area of lined paper for writing. It consists of a vertical solid line on the left side, creating a margin. To the right of this line, there are numerous horizontal dotted lines spaced evenly down the page, providing a guide for writing.



A large area of the page is reserved for writing, featuring a vertical margin line on the left and horizontal dotted lines for text alignment.



**Copyright Information**

OCR is committed to seeking permission to reproduce all third-party content that it uses in its assessment materials. OCR has attempted to identify and contact all copyright holders whose work is used in this paper. To avoid the issue of disclosure of answer-related information to candidates, all copyright acknowledgements are reproduced in the OCR Copyright Acknowledgements Booklet. This is produced for each series of examinations and is freely available to download from our public website ([www.ocr.org.uk](http://www.ocr.org.uk)) after the live examination series.

If OCR has unwittingly failed to correctly acknowledge or clear any third-party content in this assessment material, OCR will be happy to correct its mistake at the earliest possible opportunity.

For queries or further information please contact the Copyright Team, First Floor, 9 Hills Road, Cambridge CB2 1GE.

OCR is part of the Cambridge Assessment Group; Cambridge Assessment is the brand name of University of Cambridge Local Examinations Syndicate (UCLES), which is itself a department of the University of Cambridge.