

Cambridge Technicals

Engineering

Unit 3: Principles of mechanical engineering

Level 3 Cambridge Technical Certificate/Diploma in Engineering
05822 - 05825

Mark Scheme for June 2016

OCR (Oxford Cambridge and RSA) is a leading UK awarding body, providing a wide range of qualifications to meet the needs of candidates of all ages and abilities. OCR qualifications include AS/A Levels, Diplomas, GCSEs, Cambridge Nationals, Cambridge Technicals, Functional Skills, Key Skills, Entry Level qualifications, NVQs and vocational qualifications in areas such as IT, business, languages, teaching/training, administration and secretarial skills.

It is also responsible for developing new specifications to meet national requirements and the needs of students and teachers. OCR is a not-for-profit organisation; any surplus made is invested back into the establishment to help towards the development of qualifications and support, which keep pace with the changing needs of today's society.

This mark scheme is published as an aid to teachers and students, to indicate the requirements of the examination. It shows the basis on which marks were awarded by examiners. It does not indicate the details of the discussions which took place at an examiners' meeting before marking commenced.

All examiners are instructed that alternative correct answers and unexpected approaches in candidates' scripts must be given marks that fairly reflect the relevant knowledge and skills demonstrated.

Mark schemes should be read in conjunction with the published question papers and the report on the examination.

OCR will not enter into any discussion or correspondence in connection with this mark scheme.

© OCR 2016

1. Annotations

Annotation	Meaning
tick	Correct response worthy of a mark. Number of ticks = number of marks awarded.
cross	Incorrect response
Omission mark (carat)	Incomplete response
ECF	Error carried forward
BOD	Benefit of doubt
NBOD	No benefit of doubt
POT	Power of ten error
RE	Rounding error
SF	Significant figure error

If the data given in a question is to 2 sf, then allow to 2 or more significant figures. If an answer is given to fewer than 2 sf, then penalise once only in the entire paper.

Penalise a rounding error in the second significant figure once only in the paper.

2. Subject-specific marking instructions

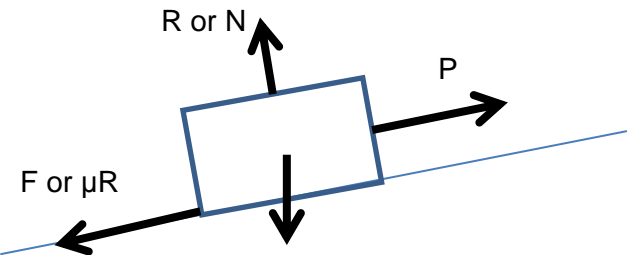
B marks: These are awarded as independent marks, which do not depend on other marks. For a **B**-mark to be scored, the point to which it refers must be seen specifically in the candidate's answers.

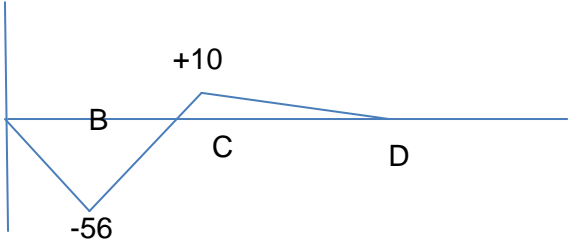
M marks: These are method marks upon which **A**-marks (accuracy/answer marks) later depend. For an **M**-mark to be scored, the point to which it refers must be seen in the candidate's answers. If a candidate fails to score a particular **M**-mark, then none of the dependent **A**-marks can be scored.

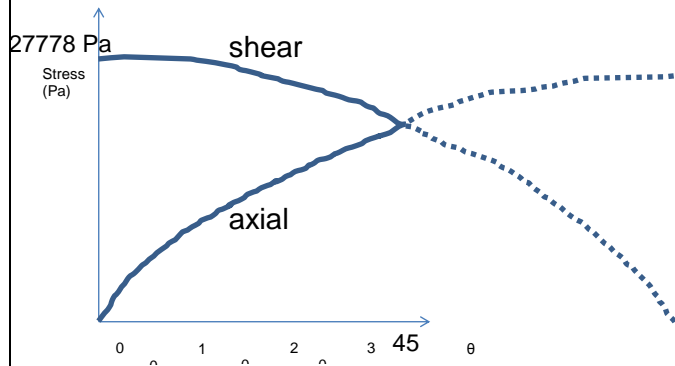
C marks: These are compensatory method marks which can be scored even if the points to which they refer are not written down by the candidate, providing subsequent working gives evidence that they must have known it. For example, if an equation carries a **C**-mark and the candidate does not write down the actual equation but does correct working which shows the candidate knew the equation, then the **C**-mark is given.

A marks: These are accuracy or answer marks, which either depend on an **M**-mark, or allow a **C**-mark to be scored.

Question		Answer	Marks	Guidance
1	(a)	Total area = $55 \times 50 + \frac{1}{2}(25 \times 50) = 3375 \text{ (mm}^2\text{)}$	C1	Award if 3375 used in later calculations
		First moment of area: $3375\bar{x} = 625(2 \times 25/3) + 2750(25+55/2)$	C1	Allow ecf for incorrect area
		First moment of area: $3375\bar{y} = 625(50/3) + 2750(25)$	C1	Allow ecf for incorrect area
		$\bar{x} = 45.9 \text{ (mm)}$ $\bar{y} = 23.5 \text{ (mm)}$	A1 A1	Possible ecf for area Possible ecf for area
(b)	(i)	Resolve horizontally $F_H = 20\cos 40 + 12$ or 27.3 (kN) Resolve vertically $F_V = 20\sin 40 - 5$ or 7.86 (kN)	C1 C1	Alternatively allow C1 for correct resolution of the 20kN force into <u>horizontal and vertical</u> components.
		Magnitude = $\sqrt{27.32^2 + 7.856^2} = 28.4 \text{ (kN)}$	A1	Award 1 mark for correct calculation of magnitude using 2 incorrect components and 2 marks for 1 incorrect component.
		(ii) $\tan\theta = 7.8558/27.321$ or 16.0 (°)	A1	Accept suitable rounding – expect answers between 15.9 and 16.1° Some candidates will correctly use sin/cos using values from bi
		(iii) $M = 12 \times 50 + 5 \times 80$ or 1000 (Nm) (anticlockwise)	A1	

Question			Answer	Marks	Guidance
2	(a)	(i)	 <p>1200g or equivalent Accept W or weight Don't accept gravity or g</p>	A2	<p>Arrowheads required on arrows Allow arrows not touching box Allow box drawn as car shape or any other sensible equivalent Car represented as point scores maximum 1 mark R must be at right angles to slope (by eye) mg must be vertically downwards (by eye) F can be shown anywhere on left edge of box Allow 1 mark for 3 of 4 forces drawn and labelled correctly OR for 4 forces drawn correctly without labels (ignore incorrect labels).</p>
		(ii)	$R / N = 1200g \cos 5$ or 11715 (N) $F (= \mu R) = 0.15 \times 11715$ or 1757 (N)	C1 A1	
		(iii)	$3500 - 1757 - 1200g \sin 5 = 1200a$ or $718.05 = 1200a$ $a = 0.598 \text{ (ms}^{-2}\text{)}$	C2 A1	<p>Award 1 of 2 for correct right hand side and minimum 2 of 3 terms on left hand side Possible ecf from (ii) Allow appropriate rounding.</p>
	(b)	(i)	$v^2 = u^2 + 2as$ or $0^2 = 26.8^2 + 2 \times a \times 55$ $a = (-) 6.53 \text{ (ms}^{-2}\text{)}$	C1 A1	<p>Accept positive or negative answer (Applying knowledge from Unit 2 LO2)</p>
		(ii)	<p>(Average) power (= work done/time) = $334\,000/4.1$ or 81463(W) or 81.5 (kW)</p>	A1	<p>(Applying knowledge from Unit 2 LO2)</p>

Question			Answer	Marks	Guidance
3	(a)	(i)	$A = 102 \times 7 \times 2 + 240 \times 6$ or $2868 \text{ (mm}^2\text{)}$ $2.868 \times 10^{-3} \text{ m}^2$ or 0.002868 m^2	C1 A1	If incorrect area calculation in mm^2 award max 1 mark for correct conversion to m^2 or if all linear dimensions correctly converted (Applying knowledge from Unit 2 LO2)
		(ii)	Volume (= area x length) = $2.868 \times 10^{-3} \times 12$ or 0.034416 Mass (= density x volume) = 0.034416×8000 = 275.33 kg	C1 C1 A1	Allow ($0.034 \times 8000 =$) 272 kg
	(b)		$M(B) = 14 \times 4$ or 56 (kN) $M(C) = 25 \times 6 - 14 \times 10$ or 10 (kN) $M(A) = 0$ $M(D) = 0$ Correct B.M.D showing values at B and C 	C1 C1 C1 C1 A1	Allow -56 Allow -10 but must be opposite to $M(B)$ Allow shown on diagram Allow shown on diagram Allow. reflection of correct diagram in x-axis Allow values not on diagram

Question			Answer	Marks	Guidance
4	(a)	(i)	Parallel component = $2000\sin 30$ or 1000 (N) Perpendicular component = $2000\cos 30$ or 1732 (N)	A1 A1	(Applying knowledge from Unit 1 LO4)
		(ii)	$M (= 1732 \times 3.5) = 6062 \text{ Nm}$	A1	Must include correct unit Possible ecf from 4(a)(i) relating to perpendicular component
	(b)	(i)	$A = 400 \times 500 - 400 \times 320 = 72000 \text{ (mm}^2\text{)}$ Shear stress (= shear force \div area = $2000 \div 0.072$) = 27778 Pa or N/m^2	C1 A1	Allow ecf for incorrect area. Question says “state units” so apply POT error if unit not correct or if no unit given.
		(ii)		M1 A1	Award 1 mark for shear stress starting at answer to (b) (i) and decreasing, and axial stress starting at 0 and increasing For 2 marks lines must also have approximate shape of sin/cos graphs, crossing when $\theta = 45$.
	(c)	(i)	Attempt to calculate gradient of straight line section of graph or picking two suitable values and using formula to calculate Young's Modulus using values upto $240 \times 10^6 \div 0.0012$ $= 2 \times 10^{11} \text{ Pa}$ Equivalent answers e.g. 200 GPa or 200 000 MPa	C1 A1	Accept 2×10^{11} with no units. Otherwise apply POT error if unit not consistent with value or if no unit given (Applying knowledge from Unit 2 LO4)

Question		Answer	Marks	Guidance
	(ii)	Elastic deformation	B1	Any reasonable reference to elasticity acceptable (Applying knowledge from Unit 2 LO4)
5	(a)	Gear changing system on a bike Other possibilities: gear systems in other motor vehicles eg motorcycles caterpillar tracks in some tanks or diggers/construction vehicles	B1	Any sensible answer Needs to be a specific application e.g. chain saw drive, bicycle gears, transmitting rotary motion, gear changing system, do not allow one-word answers e.g. car, chain-saw, bicycle.
	(b)	A: Bevel Gear	B1	
	(c) (i)	Class 1 Lever	B1	
	(ii)	$F_{in} \times 3 = 360 \times 0.5$ $F_{in} = 60(N)$ $MA (=F_o/F_i = 360/60) = 6$	C1 A1 A1	Allow ecf for F_{IN}
	(d) (i)	B: Anti-clockwise C: Anti-clockwise D: Clockwise	A1	All 3 directions must be correct
	(ii)	Velocity of B (= Velocity of C = $800 \times 32/16$) = 1600 (rpm) Velocity of D (= $1600 \times 42/12$) = 5600 (rpm)	C1 A1	
	(iii)	5600/800 or 7	A1	Allow ecf from d(ii) Allow 1:7

Question			Answer	Marks	Guidance
6	(a)	(i)	Loss in P.E. = $mgh = 80 \times 9.8 \times 8$ or 6272(J)	A1	
		(ii)	increase in K.E (= $\Delta gpe - \text{work done}$) = 4272 (J) = $= \frac{1}{2} \times 80 \times v^2$ $v = 10.3 \text{ (ms}^{-1}\text{)}$	C1 C1 A1	Award 1 if 2 of 3 terms correct (ecf from ai) Award both marks here if only error is error carried forward from part (a)(i) (Common incorrect answer ignoring delta gpe gives 7.07 m/s – award 1 mark)
		(iii)	horizontal component $u = 10.3 \cos 25$ or 9.335ms^{-1} (or 9.375 if using $v = 10.344$) $s (= ut = 9.063 \times 1.8) = 16.9 \text{ (m)}$	C1 A1	Allow ecf from (ii) (Applying knowledge from Unit 1 LO4) Allow 16.8. No ecf for horizontal component u. (11.534 if 7.07 is used)
	b)	i)	$(m_1 u_1 + m_2 u_2) = (m_1 + m_2) v$ $300 \times 0.8 = (300 + 80) v$ $v = 0.632 \text{ (ms}^{-1}\text{)}$	C1 A1	
		ii)	Total loading = $1.8 \times 2100 + 2000$ or 5780 (N) $(2T = 5780)$ $T = 2890 \text{ (N)}$	C1 A1	

OCR (Oxford Cambridge and RSA Examinations)
1 Hills Road
Cambridge
CB1 2EU

OCR Customer Contact Centre

Education and Learning

Telephone: 01223 553998

Facsimile: 01223 552627

Email: general.qualifications@ocr.org.uk

www.ocr.org.uk

For staff training purposes and as part of our quality assurance programme your call may be recorded or monitored

Oxford Cambridge and RSA Examinations
is a Company Limited by Guarantee
Registered in England
Registered Office; 1 Hills Road, Cambridge, CB1 2EU
Registered Company Number: 3484466
OCR is an exempt Charity

OCR (Oxford Cambridge and RSA Examinations)
Head office
Telephone: 01223 552552
Facsimile: 01223 552553

© OCR 2016

