

Candidate Forename		Candidate Surname	
--------------------	--	-------------------	--

Centre Number						Candidate Number				
---------------	--	--	--	--	--	------------------	--	--	--	--

**OXFORD CAMBRIDGE AND RSA EXAMINATIONS
ADVANCED GCE**

F324

CHEMISTRY A

Rings, Polymers and Analysis

WEDNESDAY 27 JANUARY 2010: Morning

DURATION: 1 hour

SUITABLE FOR VISUALLY IMPAIRED CANDIDATES

Candidates answer on the Question Paper

OCR SUPPLIED MATERIALS:

Data Sheet for Chemistry A (inserted)

OTHER MATERIALS REQUIRED:


Scientific calculator

READ INSTRUCTIONS OVERLEAF

INSTRUCTIONS TO CANDIDATES

- Write your name clearly in capital letters, your Centre Number and Candidate Number in the boxes on the first page.
- Use black ink. Pencil may be used for graphs and diagrams only.
- Read each question carefully and make sure that you know what you have to do before starting your answer.
- Answer ALL the questions.
- Write your answer to each question in the space provided, however additional paper may be used if necessary.

INFORMATION FOR CANDIDATES

- The number of marks is given in brackets [] at the end of each question or part question.
-  Where you see this icon you will be awarded marks for the quality of written communication in your answer.

This means for example you should:

- ensure that text is legible and that spelling, punctuation and grammar are accurate so that meaning is clear;
- organise information clearly and coherently, using specialist vocabulary when appropriate.
- You may use a scientific calculator.
- A copy of the *Data Sheet for Chemistry A* is provided as an insert with this question paper.
- You are advised to show all the steps in any calculations.
- The total number of marks for this paper is 60.

BLANK PAGE

Answer ALL the questions.

- 1 A chemist was investigating the reactions of benzene, phenol and cyclohexene with bromine. She found that they all reacted with bromine but under different conditions.**
- (a) The chemist found that when benzene reacts with bromine, a halogen carrier is required as a catalyst.**

Write an equation for this reaction.

You do NOT need to show the halogen carrier in your equation.

[1]

(b) The chemist also found that when phenol or cyclohexene reacts with bromine, a halogen carrier is NOT required.

(i) The chemist observed that bromine decolourises when it reacts with phenol.

What other observation would she have made?

Draw the structure of the organic product formed.

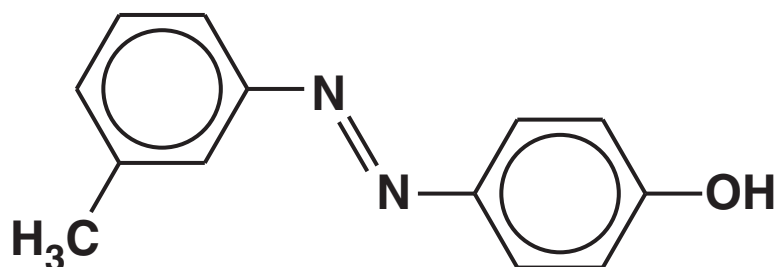
Observation _____

Organic product:

[2]

BLANK PAGE

(c) Compound A, shown below, is being considered as an azo dye by a chemical company. A chemist planned a two-stage synthesis of compound A starting from an aromatic amine.



COMPOUND A

The aromatic amine is first converted into a diazonium ion.

- Draw the displayed formula of the aromatic amine AND of the diazonium ion.
- State the reagents and conditions for each stage in the synthesis of compound A from an aromatic amine.

[5]

[Total: 14]

- 2 Hydroxyethanal, HOCH₂CHO, is sometimes referred to as the ‘first sugar’ as it is the simplest possible molecule that contains both an aldehyde group and an alcohol group.**

A biochemist investigated some redox reactions of hydroxyethanal and found that several different products were produced.

(a) The biochemist reacted hydroxyethanal with Tollens’ reagent.

- (i) State what the biochemist would see when hydroxyethanal reacts with Tollens’ reagent.**

_____ [1]

- (ii) Write the structural formula of the organic product formed when hydroxyethanal reacts with Tollens’ reagent.**

[1]

(b) The biochemist also reacted hydroxyethanal with acidified dichromate by heating under reflux.

Write an equation for this oxidation.

Use [O] to represent the oxidising agent.

[2]

(c) The biochemist then reduced hydroxyethanal using aqueous NaBH_4 .

(i) Write the structural formula of the organic product.

_____ [1]

(ii) Outline the mechanism for this reduction.

Use curly arrows and show any relevant dipoles.

[4]

[Total: 9]

3 α -Amino acids are found in human sweat. A student had read that chromatography could be used to separate and identify the amino acids present in human sweat.

(a) The student used Thin-Layer Chromatography (TLC) to separate the α -amino acids in a sample of human sweat and discovered that three different α -amino acids were present.

(i) Name the process by which TLC separates α -amino acids.

_____ [1]

(ii) The chromatogram was treated to show the positions of the separated α -amino acids.

Explain how the student could analyse the chromatogram to identify the three α -amino acids that were present.

_____ [2]

(iii) Several α -amino acids have structures that are very similar.

Suggest why this could cause problems when using TLC to analyse mixtures of α -amino acids.

[1]

(b) Some of the α -amino acids found in human sweat are shown in the table below.

α -AMINO ACID	R GROUP
glycine	H
leucine	$\text{CH}_2\text{CH}(\text{CH}_3)_2$
isoleucine	$\text{CH}(\text{CH}_3)\text{CH}_2\text{CH}_3$
alanine	CH_3
valine	$\text{CH}(\text{CH}_3)_2$
lysine	$(\text{CH}_2)_4\text{NH}_2$
glutamic acid	$(\text{CH}_2)_2\text{COOH}$

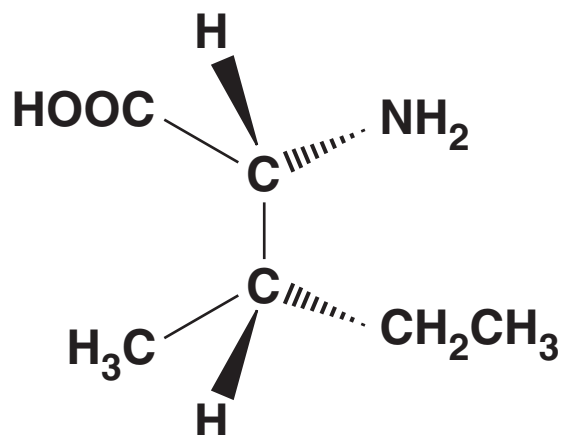
TABLE 1

(i) State the general formula of an α -amino acid.

[1]

(ii) There are four stereoisomers of isoleucine.

One of the stereoisomers is shown below.



Draw 3D diagrams for the other THREE stereoisomers of isoleucine.

α -AMINO ACID	R GROUP
glycine	H
leucine	$\text{CH}_2\text{CH}(\text{CH}_3)_2$
isoleucine	$\text{CH}(\text{CH}_3)\text{CH}_2\text{CH}_3$
alanine	CH_3
valine	$\text{CH}(\text{CH}_3)_2$
lysine	$(\text{CH}_2)_4\text{NH}_2$
glutamic acid	$(\text{CH}_2)_2\text{COOH}$

TABLE 1

(c) α -Amino acids form different ions at different pH values. Zwitterions are formed when the pH is equal to the isoelectric point of the α -amino acid.

The isoelectric points of three α -amino acids are given below:

ALANINE, pH = 6.0

GLUTAMIC ACID, pH = 3.2

LYSINE, pH = 9.7

Draw the structures of the ions formed by these α -amino acids at the pH values below.

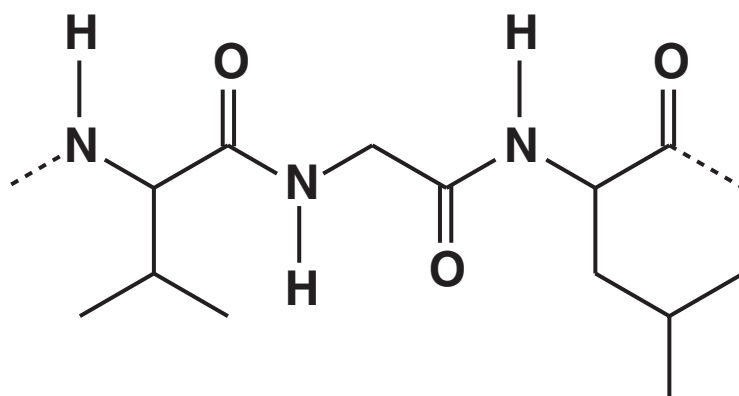
Refer to TABLE 1 on previous page.

ALANINE AT pH = 6.0	GLUTAMIC ACID AT pH = 10
LYSINE AT pH = 2.0	

[3]

(d) α -Amino acids can react to form polypeptides.

A short section of a polypeptide is shown below.



Name the α -amino acid sequence in this section of the polypeptide. Refer to TABLE 1.

_____ [1]

BLANK PAGE

THIS QUESTION CONTINUES ON PAGE 20

- (e) Synthetic polyamides, such as nylon, contain the same link as polypeptides. Nylon is the general name for a family of polyamides.**

A short section of a nylon polymer is shown on the next page.

Draw the structures of TWO monomers that could be used to make this nylon.

[2]

[Total: 14]

BLANK PAGE

- 4 An industrial chemist discovered five bottles of different chemicals (three esters and two carboxylic acids) that were all labelled $C_5H_{10}O_2$.

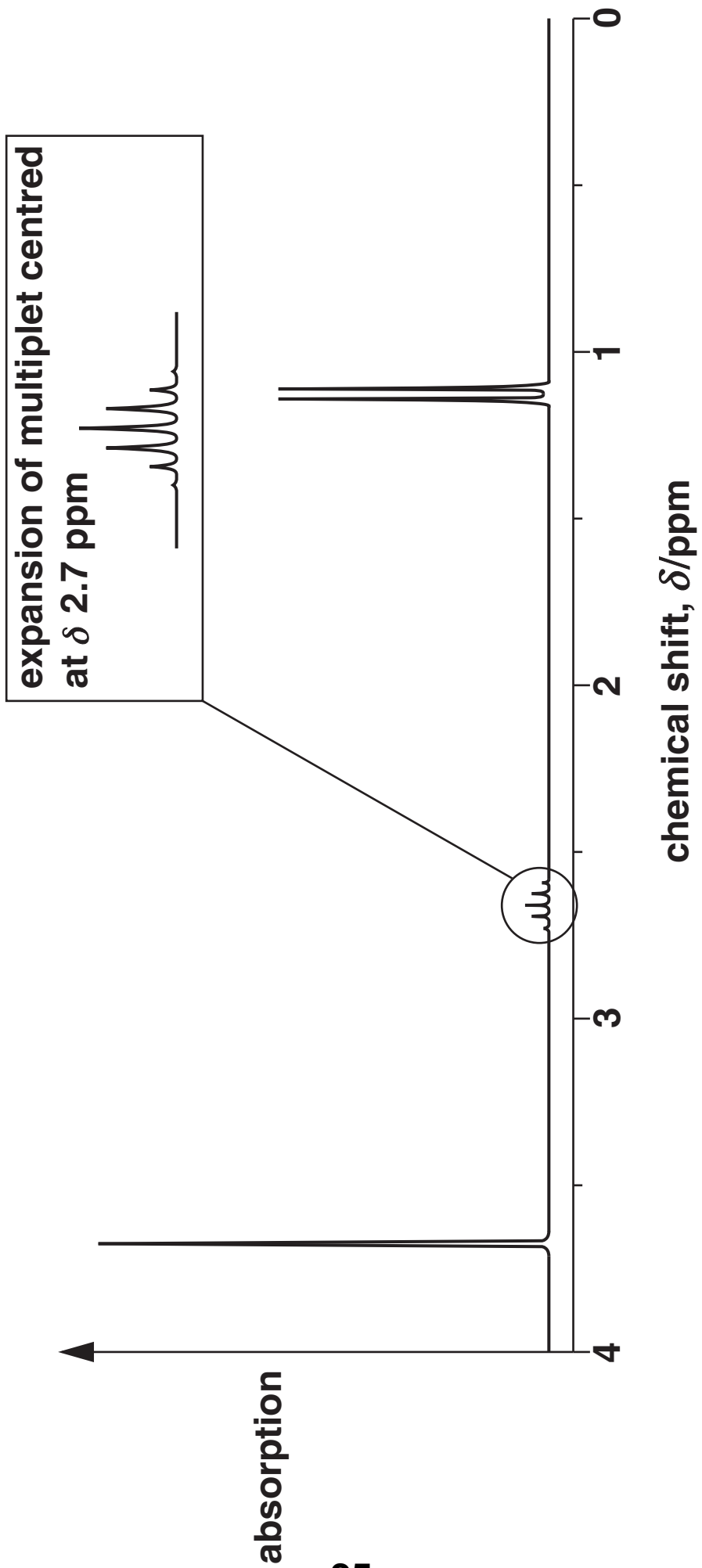
The different chemicals had the structural formulae below.



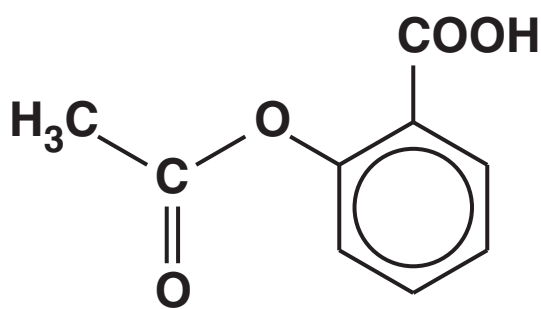
- (a) The chemist used both infrared and ^{13}C NMR spectroscopy to identify the two carboxylic acids and to distinguish between them.

How do both types of spectra allow the carboxylic acids to be identified and distinguished?

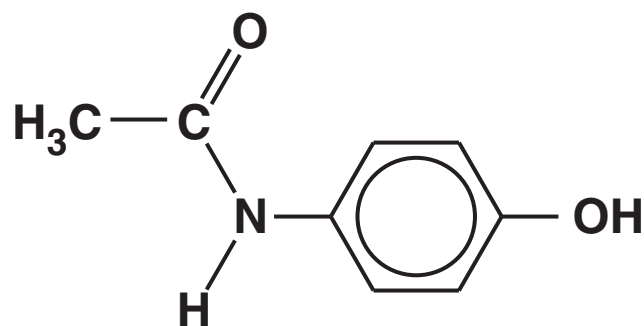
[3]



5 Aspirin and paracetamol are commonly available painkillers.



ASPIRIN

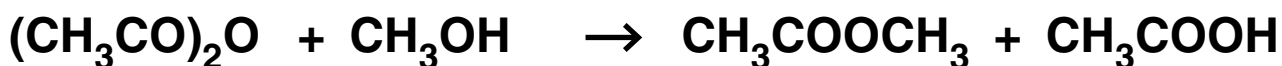


PARACETAMOL

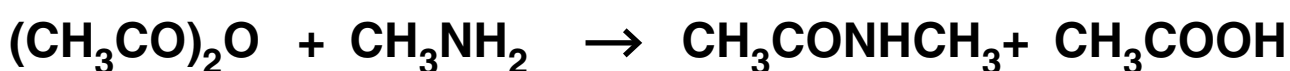
Aspirin and paracetamol can be prepared using ethanoic anhydride, $(\text{CH}_3\text{CO})_2\text{O}$.

Some examples of the reactions of ethanoic anhydride are shown below.

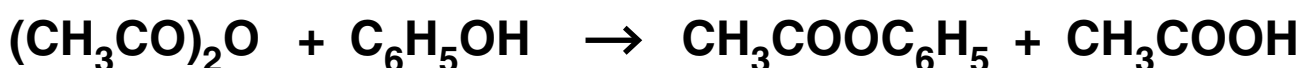
REACTION 1



REACTION 2



REACTION 3



(a) Draw the structure of a compound that could react with ethanoic anhydride to form aspirin.

[1]

(b) Ethanoic anhydride can react with 4-aminophenol to produce paracetamol.

(i) Write an equation, showing structural formulae, for this formation of paracetamol.

[2]

- (ii) An impurity with molecular formula $C_{10}H_{11}NO_3$ is also formed.

Draw the structure of this impurity.

[1]

- (iii) Explain why it is necessary for pharmaceutical companies to ensure that drugs and medicines are pure.

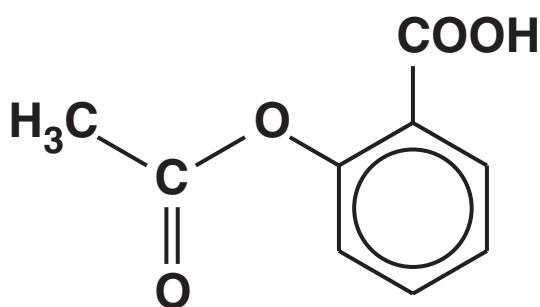
[1]

- (c) Name the functional groups in aspirin and in paracetamol.

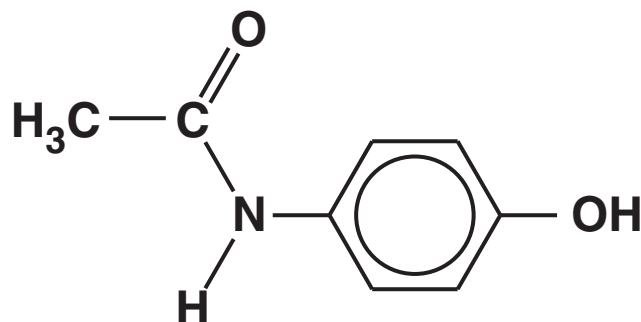
aspirin _____

paracetamol _____ [2]

(d) A student carried out some reactions with samples of aspirin and paracetamol in the laboratory. Their structures are repeated below.



ASPIRIN



PARACETAMOL

The student tried to react each of the reagents A, B and C with aspirin and paracetamol.

- Reagent A reacted with aspirin AND with paracetamol.
- Reagent B reacted ONLY with aspirin.
- Reagent C reacted ONLY with paracetamol.

Suggest possible identities of reagents A, B and C and the organic products that would be formed.

(i) Reagent A: _____

Organic product with aspirin:

Organic product of Reagent A with paracetamol:

[3]

(ii) Reagent B: _____

Organic product with aspirin:

[2]

(iii) Reagent C: _____

Organic product with paracetamol:

[2]

[Total: 14]

END OF QUESTION PAPER



Copyright Information

OCR is committed to seeking permission to reproduce all third-party content that it uses in its assessment materials. OCR has attempted to identify and contact all copyright holders whose work is used in this paper. To avoid the issue of disclosure of answer-related information to candidates, all copyright acknowledgements are reproduced in the OCR Copyright Acknowledgements Booklet. This is produced for each series of examinations, is given to all schools that receive assessment material and is freely available to download from our public website (www.ocr.org.uk) after the live examination series.

If OCR has unwittingly failed to correctly acknowledge or clear any third-party content in this assessment material, OCR will be happy to correct its mistake at the earliest possible opportunity.

For queries or further information please contact the Copyright Team, First Floor, 9 Hills Road, Cambridge CB2 1GE.

OCR is part of the Cambridge Assessment Group; Cambridge Assessment is the brand name of University of Cambridge Local Examinations Syndicate (UCLES), which is itself a department of the University of Cambridge.