

ADVANCED SUBSIDIARY GCE

MATHEMATICS

Decision Mathematics 1

4736

QUESTION PAPER

Candidates answer on the Printed Answer Book

OCR Supplied Materials:

- Printed Answer Book 4736
- List of Formulae (MF1)

Other Materials Required:

- Scientific or graphical calculator

Wednesday 17 June 2009
Morning

Duration: 1 hour 30 minutes

INSTRUCTIONS TO CANDIDATES

These instructions are the same on the Printed Answer Book and the Question Paper.

- Write your name clearly in capital letters, your Centre Number and Candidate Number in the spaces provided on the Printed Answer Book.
- **The questions are on the inserted Question Paper.**
- **Write your answer to each question in the space provided in the Printed Answer Book.** Additional paper may be used if necessary but you must clearly show your Candidate Number, Centre Number and question number(s).
- Use black ink. Pencil may be used for graphs and diagrams only.
- Read each question carefully and make sure that you know what you have to do before starting your answer.
- Answer **all** the questions.
- Do **not** write in the bar codes.
- You are permitted to use a graphical calculator in this paper.
- Give non-exact numerical answers correct to 3 significant figures unless a different degree of accuracy is specified in the question or is clearly appropriate.

INFORMATION FOR CANDIDATES

This information is the same on the Printed Answer Book and the Question Paper.

- The number of marks is given in brackets [] at the end of each question or part question on the Question Paper.
- **You are reminded of the need for clear presentation in your answers.**
- The total number of marks for this paper is **72**.
- The Printed Answer Book consists of **12** pages. The Question Paper consists of **8** pages. Any blank pages are indicated.

INSTRUCTION TO EXAMS OFFICER / INVIGILATOR

- Do not send this Question Paper for marking; it should be retained in the centre or destroyed.

- 1 The memory requirements, in KB, for eight computer files are given below.

43 172 536 17 314 462 220 231

The files are to be grouped into folders. No folder is to contain more than 1000 KB, so that the folders are small enough to transfer easily between machines.

(i) Use the first-fit method to group the files into folders. [3]

(ii) Use the first-fit decreasing method to group the files into folders. [3]

First-fit decreasing is a quadratic order algorithm.

(iii) A computer takes 1.3 seconds to apply first-fit decreasing to a list of 500 numbers. Approximately how long will it take to apply first-fit decreasing to a list of 5000 numbers? [2]

- 2 (i) Explain why it is impossible to draw a graph with four vertices in which the vertex orders are 1, 2, 3 and 3. [1]

A *simple* graph is one in which any two vertices are directly joined by at most one arc and no vertex is directly joined to itself.

A *connected* graph is one in which every vertex is joined, directly or indirectly, to every other vertex.

A *simply connected* graph is one that is both simple and connected.

(ii) (a) Draw a graph with five vertices of orders 1, 1, 2, 2 and 4 that is neither simple nor connected. [2]

(b) Explain why your graph from part (a) is not semi-Eulerian. [1]

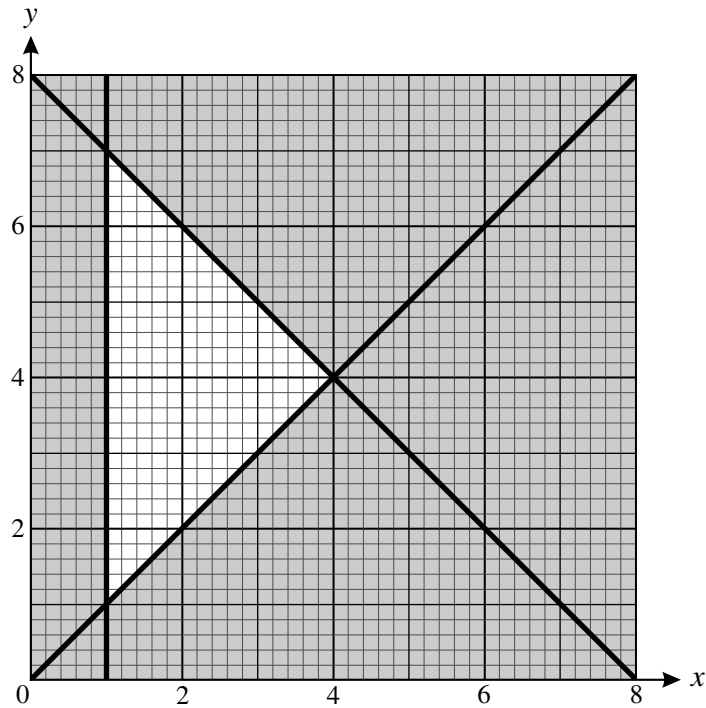
(c) Draw a semi-Eulerian graph with five vertices of orders 1, 1, 2, 2 and 4. [1]

Six people (Ann, Bob, Caz, Del, Eric and Fran) are represented by the vertices of a graph. Each pair of vertices is joined by an arc, forming a complete graph. If an arc joins two vertices representing people who have met it is coloured blue, but if it joins two vertices representing people who have not met it is coloured red.

(iii) (a) Explain why the vertex corresponding to Ann must be joined to at least three of the others by arcs that are the same colour. [2]

(b) Now assume that Ann has met Bob, Caz and Del. Bob, Caz and Del may or may not have met one another. Explain why the graph must contain at least one triangle of arcs that are all the same colour. [2]

- 3 The constraints of a linear programming problem are represented by the graph below. The feasible region is the unshaded region, including its boundaries.



- (i) Write down the inequalities that define the feasible region. [4]
- (ii) Write down the coordinates of the three vertices of the feasible region. [2]

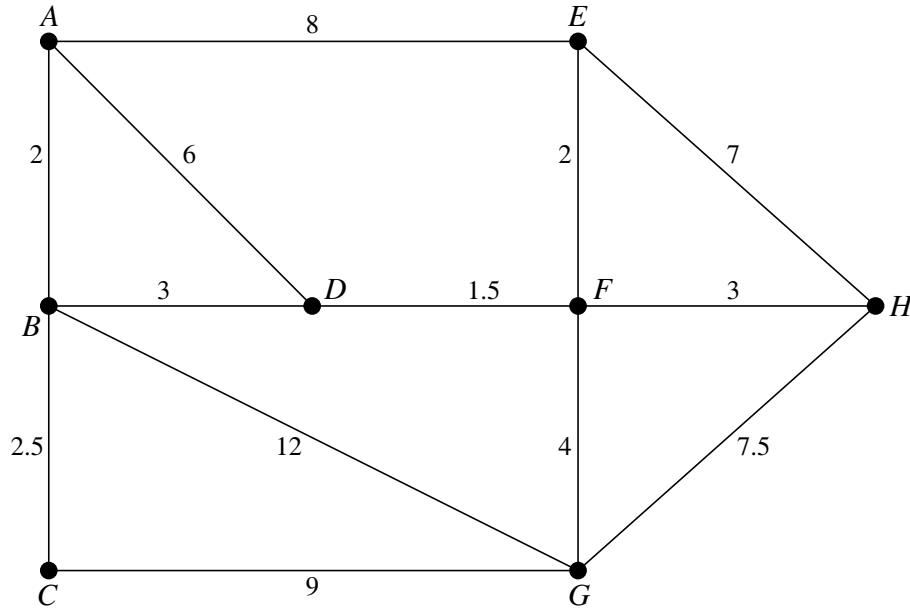
The objective is to maximise $2x + 3y$.

- (iii) Find the values of x and y at the optimal point, and the corresponding maximum value of $2x + 3y$. [3]

The objective is changed to maximise $2x + ky$, where k is positive.

- (iv) Find the range of values of k for which the optimal point is the same as in part (iii). [2]

- 4 The vertices in the network below represent the junctions between main roads near Ayton (A). The arcs represent the roads and the weights on the arcs represent distances in miles.



- (i) On the diagram in your answer book, use Dijkstra's algorithm to find the shortest path from A to H. You must show your working, including temporary labels, permanent labels and the order in which permanent labels are assigned. Write down the route of the shortest path from A to H and give its length in miles. [7]

Simon is a highways surveyor. He needs to check that there are no potholes in any of the roads. He will start and end at Ayton.

- (ii) Which standard network problem does Simon need to solve to find the shortest route that uses every arc? [1]

The total weight of all the arcs is 67.5 miles.

- (iii) Use an appropriate algorithm to find the length of the shortest route that Simon can use. Show all your working. (You may find the lengths of shortest paths between nodes by using your answer to part (i) or by inspection.) [5]

Suppose that, instead, Simon wants to find the shortest route that uses every arc, starting from A and ending at H.

- (iv) Which arcs does Simon need to travel twice? What is the length of the shortest route that he can use? [2]

[This question continues on the next page.]

There is a set of traffic lights at each junction. Simon's colleague Amber needs to check that all the traffic lights are working correctly. She will start and end at the same junction.

- (v) Show that the nearest neighbour method fails on this network if it is started from A . [1]
- (vi) Apply the nearest neighbour method starting from C to find an upper bound for the distance that Amber must travel. [3]
- (vii) Construct a minimum spanning tree by using Prim's algorithm on the reduced network formed by deleting node A and all the arcs that are directly joined to node A . **Start building your tree at node B .** (You do *not* need to represent the network as a matrix.) Mark the arcs in your tree on the diagram in your answer book.

Give the order in which nodes are added to your tree and calculate the total weight of your tree. Hence find a lower bound for the distance that Amber must travel. [6]

- 5 *Badgers* is a small company that makes badges to customers' designs. Each badge must pass through four stages in its production: printing, stamping out, fixing pin and checking. The badges can be laminated, metallic or plastic.

The times taken for **100 badges** of each type to pass through each of the stages and the profits that *Badgers* makes on every **100 badges** are shown in the table below. The table also shows the total time available for each of the production stages.

	Printing (seconds)	Stamping out (seconds)	Fixing pin (seconds)	Checking (seconds)	Profit (£)
Laminated	15	5	50	100	4
Metallic	15	8	50	50	3
Plastic	30	10	50	20	1
Total time available	9000	3600	25 000	10 000	

Suppose that the company makes x hundred laminated badges, y hundred metallic badges and z hundred plastic badges.

- (i) Show that the printing time leads to the constraint $x + y + 2z \leq 600$. Write down and simplify constraints for the time spent on each of the other production stages. [4]
- (ii) What other constraint is there on the values of x , y and z ? [1]
- The company wants to maximise the profit from the sale of badges.
- (iii) Write down an appropriate objective function, to be maximised. [1]
- (iv) Represent *Badgers'* problem as an initial Simplex tableau. [4]
- (v) Use the Simplex algorithm, pivoting first on a value chosen from the x -column and then on a value chosen from the y -column. Interpret your solution and the values of the slack variables in the context of the original problem. [9]

BLANK PAGE

BLANK PAGE

**Copyright Information**

OCR is committed to seeking permission to reproduce all third-party content that it uses in its assessment materials. OCR has attempted to identify and contact all copyright holders whose work is used in this paper. To avoid the issue of disclosure of answer-related information to candidates, all copyright acknowledgements are reproduced in the OCR Copyright Acknowledgements Booklet. This is produced for each series of examinations, is given to all schools that receive assessment material and is freely available to download from our public website (www.ocr.org.uk) after the live examination series.

If OCR has unwittingly failed to correctly acknowledge or clear any third-party content in this assessment material, OCR will be happy to correct its mistake at the earliest possible opportunity. For queries or further information please contact the Copyright Team, First Floor, 9 Hills Road, Cambridge CB2 1PB.

OCR is part of the Cambridge Assessment Group; Cambridge Assessment is the brand name of University of Cambridge Local Examinations Syndicate (UCLES), which is itself a department of the University of Cambridge.

ADVANCED SUBSIDIARY GCE

MATHEMATICS

Decision Mathematics 1

PRINTED ANSWER BOOK

4736

Candidates answer on this Printed Answer Book

OCR Supplied Materials:

- Question Paper 4736 (inserted)
- List of Formulae (MF1)

Other Materials Required:

- Scientific or graphical calculator

Wednesday 17 June 2009
Morning

Duration: 1 hour 30 minutes



Candidate Forename		Candidate Surname	
--------------------	--	-------------------	--

Centre Number						Candidate Number				
---------------	--	--	--	--	--	------------------	--	--	--	--

INSTRUCTIONS TO CANDIDATES

These instructions are the same on the Printed Answer Book and the Question Paper.

- Write your name clearly in capital letters, your Centre Number and Candidate Number in the spaces provided on the Printed Answer Book.
- **The questions are on the inserted Question Paper.**
- **Write your answer to each question in the space provided in the Printed Answer Book.** Additional paper may be used if necessary but you must clearly show your Candidate Number, Centre Number and question number(s).
- Use black ink. Pencil may be used for graphs and diagrams only.
- Read each question carefully and make sure that you know what you have to do before starting your answer.
- Answer **all** the questions.
- Do **not** write in the bar codes.
- You are permitted to use a graphical calculator in this paper.
- Give non-exact numerical answers correct to 3 significant figures unless a different degree of accuracy is specified in the question or is clearly appropriate.

INFORMATION FOR CANDIDATES

This information is the same on the Printed Answer Book and the Question Paper.

- The number of marks is given in brackets [] at the end of each question or part question on the Question Paper.
- **You are reminded of the need for clear presentation in your answers.**
- The total number of marks for this paper is **72**.
- The Printed Answer Book consists of **12** pages. The Question Paper consists of **8** pages. Any blank pages are indicated.

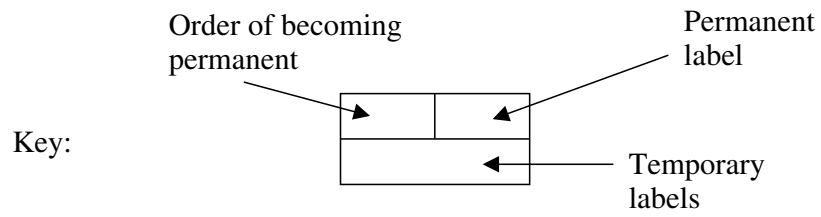
1 (i)	
1 (ii)	
1 (iii)	

2 (i)	
2 (ii) (a)	
2 (ii) (b)	
2 (ii) (c)	

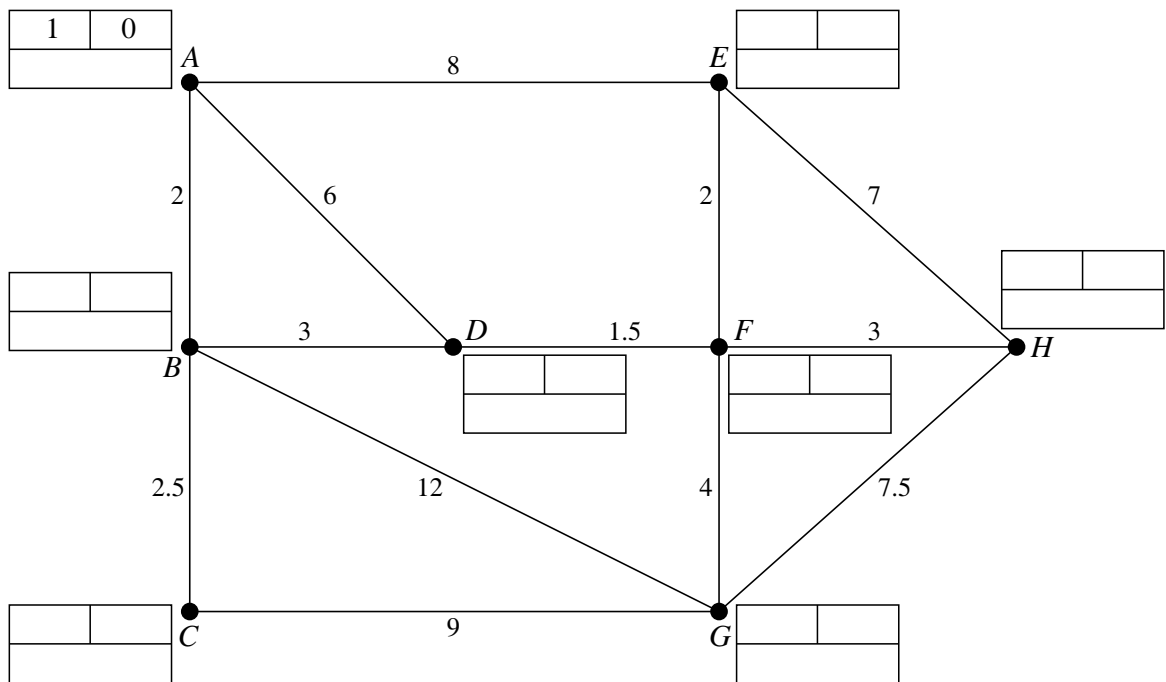
2(iii)(a)	
2(iii)(b)	
3 (i)	

3 (ii)	
3 (iii)	
3 (iv)	

4 (i)



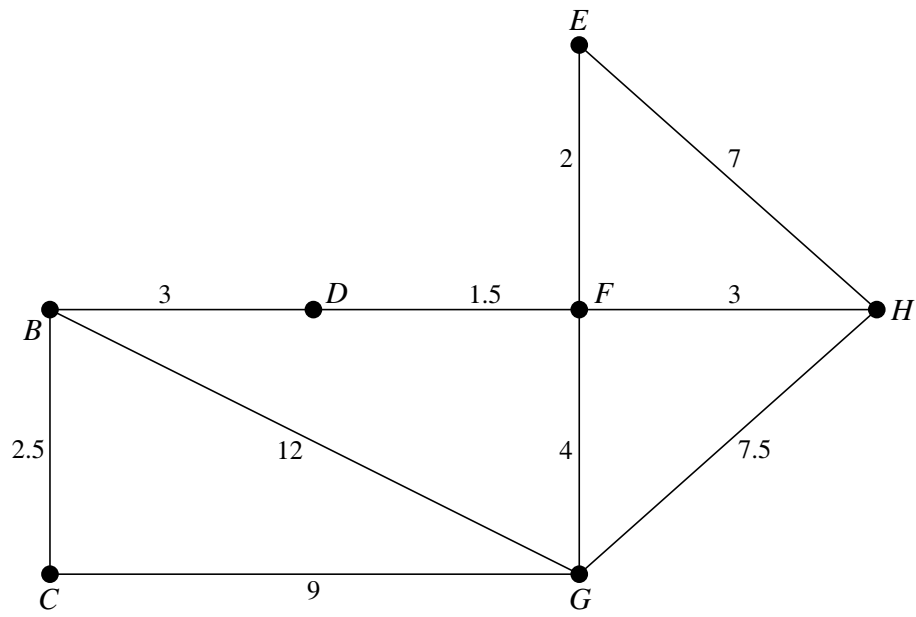
Do not cross out your working values (temporary labels)



4 (ii)

4 (iii)	
4 (iv)	
4 (v)	
4 (vi)	

4 (vii)



5 (i)	
	5 (ii)
5 (iii)	

5 (iv)	

5 (v) (continued)	



Copyright Information

OCR is committed to seeking permission to reproduce all third-party content that it uses in its assessment materials. OCR has attempted to identify and contact all copyright holders whose work is used in this paper. To avoid the issue of disclosure of answer-related information to candidates, all copyright acknowledgements are reproduced in the OCR Copyright Acknowledgements Booklet. This is produced for each series of examinations, is given to all schools that receive assessment material and is freely available to download from our public website (www.ocr.org.uk) after the live examination series.

If OCR has unwittingly failed to correctly acknowledge or clear any third-party content in this assessment material, OCR will be happy to correct its mistake at the earliest possible opportunity.

For queries or further information please contact the Copyright Team, First Floor, 9 Hills Road, Cambridge CB2 1GE.

OCR is part of the Cambridge Assessment Group; Cambridge Assessment is the brand name of University of Cambridge Local Examinations Syndicate (UCLES), which is itself a department of the University of Cambridge.