

**Asset Languages: for the World of Work  
Spanish Speaking Test**

**PRELIMINARY**

On the following pages there is an example of one task for each part of the Speaking test.

Speaking packs will include a number of different topics for Part 1. The teacher selects the most appropriate for each candidate and allows one week for the candidate to prepare for Part 1 of the test.

Part 2 consists of a pre-prepared presentation.

Speaking packs will also include an introduction which gives further guidance and support to teachers. The introduction includes information on how to conduct the test, assessment criteria and guidance on marking as well as other useful information.

All text in *italics* indicates where target language appears in the paper

## Situation A

**Task preparation sheet:** to be given to the candidate one week before the test.

This sheet will help you to prepare for your test. You may take it into the test with you.

During the test you will be given a task information sheet which you will need to look at.

You must not make notes on this task preparation sheet.

### **Part 1: Task 1**    2½ – 3 minutes

**You work in the sales office for a construction company.**

You are going to take part in a conversation with a possible buyer (your interviewer) at a development of new flats. A Spanish person is interested in buying a property in England, but does not speak English.

- find out at least 3 pieces of information about the possible buyer (e.g. his / her name, his / her address, how many bedrooms he /she wants, etc.)
- look at the task information sheet and give the price of the flat he / she is interested in
- look at the task information sheet and tell the buyer about the flat

### **Part 1: Task 2**    1 – 1½ minutes

The buyer will ask you about your job in the sales office.


- answer the questions the buyer asks you about your job in the sales office

**Situation A**

**Task information sheet:** to be given to the candidate during the test.


You must not make notes.  
Dictionaries must not be used.  
You have 30 seconds to read the information below.


**CA Construction**  
**New homes**  
01592 – 445122  
www.cacon.co.uk





**Prices**


1 bedroom flats	£100,000
2 bedroom flats	£150,000
3 bedroom flats	£200,000


  
internet connection


  
parking


  
central heating

  
super-modern kitchen

  
shower

  
10 minutes from station

  
garden

  
supermarket close by

## Information for the teacher

## Situation A

### CA Construction New homes

01592 – 445122  
www.cacon.co.uk



#### Prices

1 bedroom flats	£100,000
2 bedroom flats	£150,000
3 bedroom flats	£200,000



internet connection



parking



central heating



super-modern kitchen



shower



10 minutes from station



garden



supermarket close by

### Part 1: Task 1

2½ – 3 minutes

#### Introduction

Centre [number]. Spanish Preliminary Asset Speaking Tests.

Candidate [number]. [Candidate name].

Hello. Come in and sit down. We're going to do your Spanish Speaking test.

In this part of the test you are going to take part in a conversation, using the task information sheet to help you. First you have 30 seconds to look at the task information sheet.

[Hand candidate task information sheet and wait 30 seconds.]

Let's begin. *Usted trabaja en la Oficina de Ventas y yo soy un posible comprador.*

Candidate tasks	Suggested prompts and questions
<ul style="list-style-type: none"> <li>find out at least 3 pieces of information about the buyer</li> </ul>	<p>Greet the candidate and allow him/her to ask you at least 3 pieces of information. If necessary, offer information as follows:</p> <p><i>Me llamo .....</i>  <i>Se escribe .....</i>  <i>¿Quiere mi dirección / número de teléfono?</i></p>
<ul style="list-style-type: none"> <li>give the price of the flat he / she is interested in</li> </ul>	<p>Specify which flat you are interested in. If the candidate does not offer the price, ask for it.</p> <p><i>¿Cuánto cuesta un piso de un / dos / tres dormitorios?</i></p>
<ul style="list-style-type: none"> <li>tell the buyer about the flat</li> </ul>	<p>Allow time for the candidate to talk about the flat. If necessary, ask questions from the list below:</p> <p><i>¿Cómo es el piso?</i>  <i>¿Hay jardín?</i>  <i>¿Qué más tiene el piso?</i>  <i>¿A qué distancia está el piso de la estación?</i>  <i>¿Qué tiendas hay en la zona / en el barrio?</i></p>

**Part 1: Task 2      1 – 1½ minutes**

Candidate tasks	Suggested prompts and questions
<ul style="list-style-type: none"> <li>answer the questions the buyer asks you about your job in the sales office</li> </ul>	<p>Ask questions to help elicit a 1 – 1½ minute conversation about the candidate's job, as given on the task preparation sheet. Again, prompt where necessary. Questions should ask for basic, factual details, or very simple opinions.</p> <p><i>¿A qué hora empieza a / termina de trabajar?</i>  <i>¿Cómo va al trabajo?</i>  <i>¿Es su trabajo interesante? ¿Por qué (no)?</i></p>

**Part 2:      2 minutes**

<b>Presentation</b>	<p>Right, let's speak in English again. Now I'd like to hear your presentation, and then I'll ask you two questions.</p> <p>Bien. Ahora en español.</p> <p>Te escucho. Puedes empezar / comenzar.</p> <p>Gracias.</p> <p><i>[ask two questions]</i></p> <p>Let's finish in English. That's the end of your Speaking test.</p>
---------------------	---

