

To be opened on receipt

A2 GCE HEALTH AND SOCIAL CARE

F924/01/CS Social Trends

PRE-RELEASE CASE STUDY

JANUARY 2012



INSTRUCTIONS TO TEACHERS

- This Case Study **must** be opened and given to candidates on receipt.

INFORMATION FOR CANDIDATES

- You **must** make yourself familiar with the Case Study before you sit the examination.
- You **must not** take your copy of the case study or your notes into the examination.
- A clean copy of the case study will be issued with the Question Paper.
- This document consists of **8** pages. Any blank pages are indicated.

TEXT 1

Single women are five times less likely to have children than married ones while those cohabiting are almost twice as likely to stay childless ONS research reveals.

1 in 10 adults now cohabits and this figure is expected to rise to 7.5 million by 2031, as the number of marriages is expected to fall.

The lack of a co-resident partner appears to be a main factor associated with childlessness.

*Adapted from the Daily Telegraph
June 2009*

FIG. 1

Childless women at ages 25, 35 and 45¹: by year of birth

England & Wales	Percentages		
	Age 25	Age 35	Age 45
1929	45	17	15
1939	35	13	12
1949	40	15	13
1959	54	22	18
1969	60	27	—
1979	69	—	—

¹ Includes birth at ages over 45

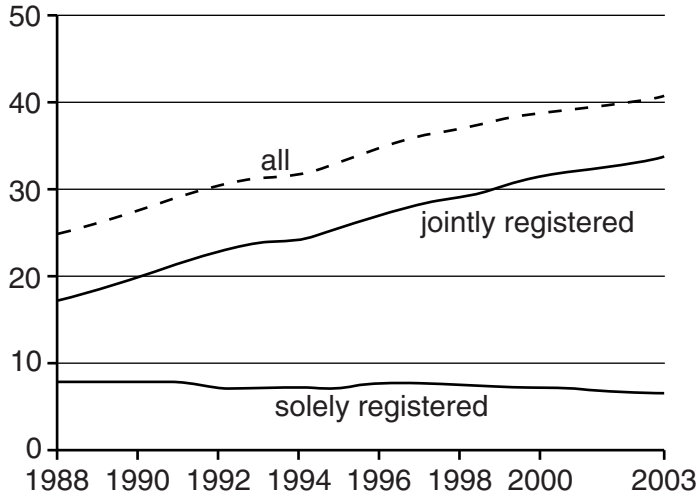
Source: Office for National Statistics

FIG. 2

Births outside marriage as a percentage of all births

United Kingdom

percentages



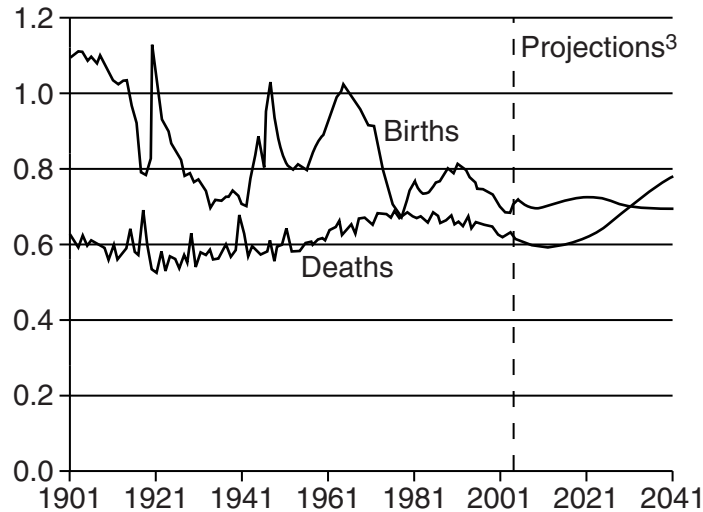
Source: Office for National Statistics; General Register Office for Scotland; Northern Ireland Statistics and Research Agency

FIG. 3

Births^{1,2} and deaths¹

United Kingdom

Millions



¹ Data for 1901 to 1921 exclude Ireland which was constitutionally a part of the United Kingdom during this period.

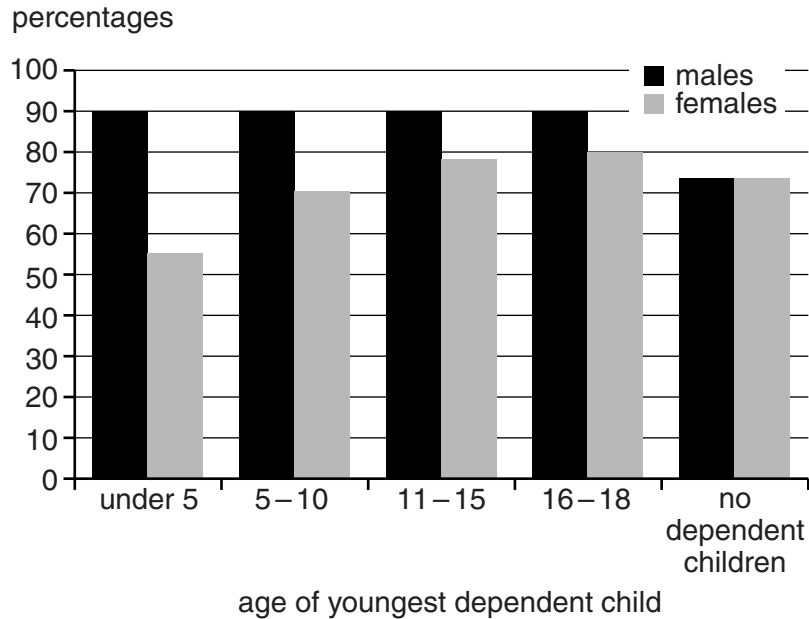
² Data from 1981 exclude the non-residents of Northern Ireland.

³ 2003-based projections for 2004 to 2041.

Source: Office for National Statistics; Government Actuary's Department; General Register Office for Scotland; Northern Ireland Statistics and Research Agency

FIG. 4

Graph to show genders in employment by age of youngest dependent child



Source: Office for National Statistics 2009

TEXT 2

More than two thirds of working age women with dependent children (68%) were in employment in the second quarter of 2008. But women without children were more likely to be in employment, at 73% over the same period.

The age of the youngest child affects the employment rate of mothers. Of working-age women with children aged under five, 57% were in employment. This compared with 71% for those whose youngest child was aged five to ten and 78% whose youngest child was aged 11 to 15.

Conversely, men with dependent children are more likely than those without to be in employment. The age of their children has no impact on their likelihood of being in employment. Around 90% of men with dependent children were in employment regardless of the age of their youngest child.

Source: ONS 2009

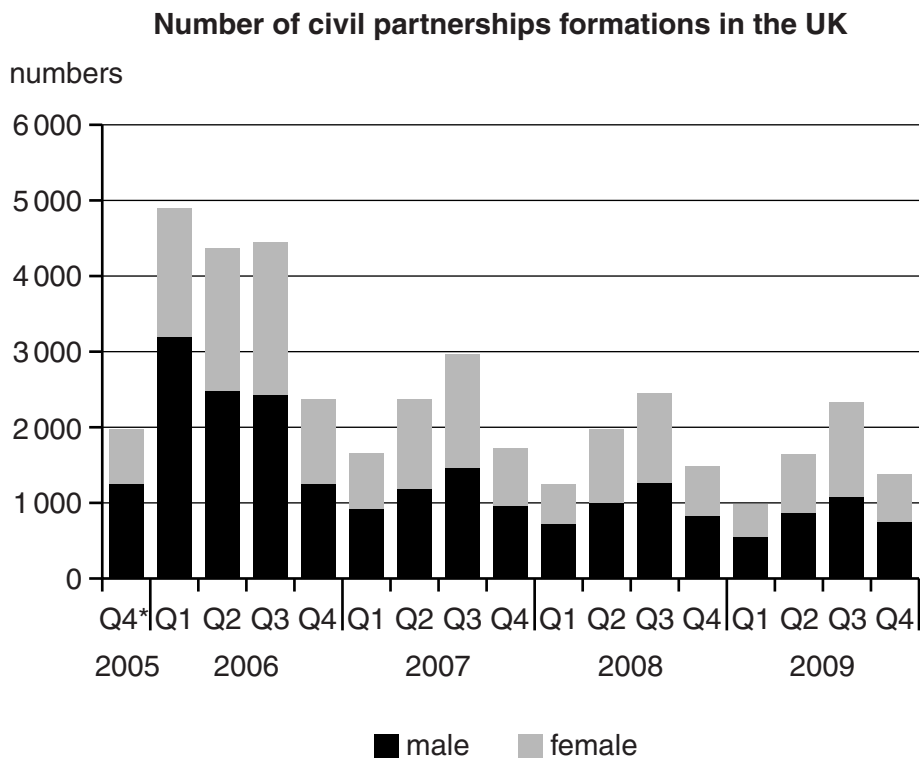
TEXT 3

The number of civil partnerships formed by same sex couples in the UK fell to 7,169 in 2008 compared with 8,728 in 2007. This represents an overall decrease of 18% between 2007 and 2008 according to the Office for National Statistics, August 2009. The total number of civil partnerships formed in the UK since the Civil Partnership Act came into force in December 2005 up to the end of 2008 is 33,956.

The number of civil partnerships fell in all four countries of the UK between 2007 and 2008 with the largest decrease in Scotland of 24% (525), Wales 4.1% (282), England 18% (6,276) and Northern Ireland 23% comprising only 86 civil partnerships.

Source: ONS, August 2009

FIG. 5



* The Civil Partnership Act 2004 came into force on 5 December 2005

Q = quarter of year

**Copyright Information**

OCR is committed to seeking permission to reproduce all third-party content that it uses in its assessment materials. OCR has attempted to identify and contact all copyright holders whose work is used in this paper. To avoid the issue of disclosure of answer-related information to candidates, all copyright acknowledgements are reproduced in the OCR Copyright Acknowledgements Booklet. This is produced for each series of examinations and is freely available to download from our public website (www.ocr.org.uk) after the live examination series.

If OCR has unwittingly failed to correctly acknowledge or clear any third-party content in this assessment material, OCR will be happy to correct its mistake at the earliest possible opportunity.

For queries or further information please contact the Copyright Team, First Floor, 9 Hills Road, Cambridge CB2 1GE.

OCR is part of the Cambridge Assessment Group; Cambridge Assessment is the brand name of University of Cambridge Local Examinations Syndicate (UCLES), which is itself a department of the University of Cambridge.