

**OXFORD CAMBRIDGE AND RSA EXAMINATIONS****ASSET LANGUAGES  
BREAKTHROUGH****SPANISH LISTENING****Sample paper****P209**

Additional materials:  
Answer sheet  
Soft pencil (type B or HB)  
Soft clean eraser

25 minutes

**INSTRUCTIONS TO CANDIDATES**

Do not open this booklet until you are told to do so.

During this introduction you should tell the invigilator immediately if you have any difficulty hearing the recording. Once the questions have begun, the recording will not be stopped.

Write your name, centre number and candidate number in the spaces below.

Answer **all** questions. Write your answers on this question paper.

You will have five minutes at the end of the test to copy your answers to the separate answer sheet.

At the end of the test you must hand both the question paper and the answer sheet to the invigilator.

There are five parts to the test. You will hear each part twice. For each part of the test there will be time for you to read the questions.

Dictionaries are not allowed.

Please ask any questions now because you must not speak during the test.

Candidate Name \_\_\_\_\_

Centre Number	Candidate Number

---



**This sample paper consists of 8 printed pages.**

## Part 1




## Questions 1–5

Look at the pictures.  
Choose the correct picture. Put a tick (✓) in the box.  
You will hear each question twice.



1

A ☐B ☐C ☐


2

A ☐B ☐C ☐

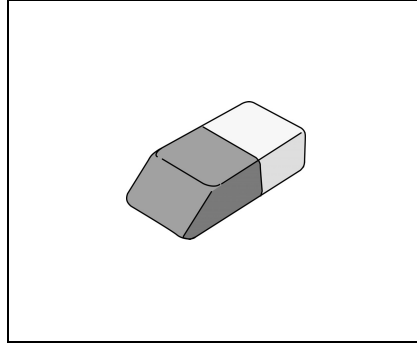
3

A ☐B ☐C ☐


4



A ☐




B ☐




C ☐

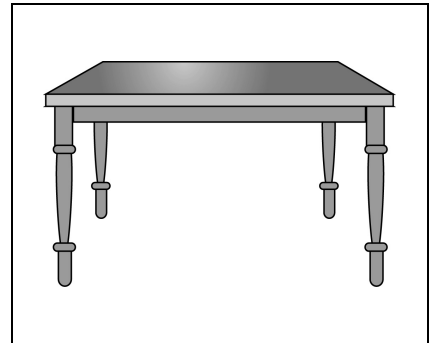
5



A ☐



B ☐



C ☐

## Part 2

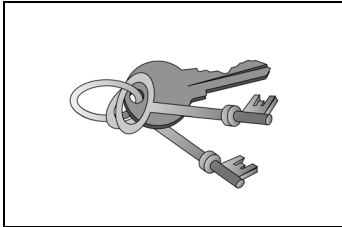
## Questions 6–10

Look at the pictures.

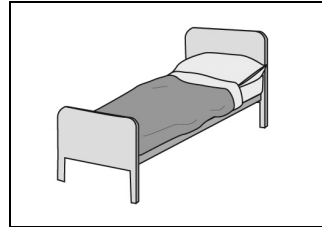
You will hear five statements. Listen and choose what you hear.

Choose **five** pictures only. Put a tick (✓) in the box.


You will hear the whole of Part 2 twice.




A

☐


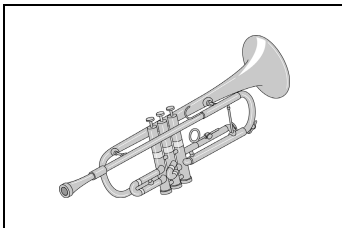
B

☐



C

☐



D

☐



E

☐


F

☐



G

☐



H

☐



I

☐


J

☐


K

☐


L

☐

## Part 3

## Questions 11–15

Look at the pictures.

You will hear five statements. Listen and choose the correct picture, **A–F**, for each person.

Write the correct letter in the box. There is one extra letter you do not need to use.

You will hear the whole of Part 3 twice.

11 Julián

12 Juan

13 Roberto

14 Javier

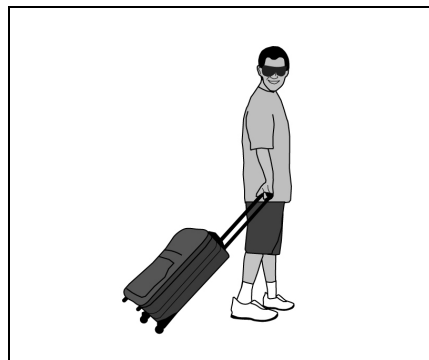
15 Tariq




A



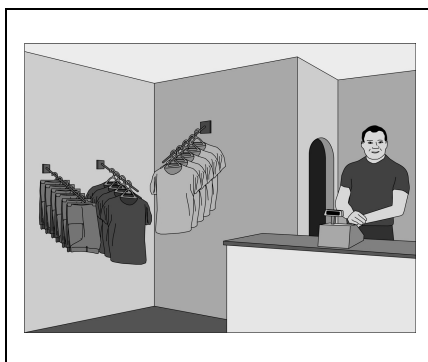
B



C



D



E



F

## Part 4

## Questions 16–20

You will hear Cecilia talking about her birthday. Read the questions.  
Choose the correct answer and put a tick (✓) in the box.  
You will hear the whole of Part 4 twice.

16 When is Cecilia's birthday?

A April

☐

B May

☐

C June

☐

17 What does Cecilia do at her birthday parties?

A dance to music

☐

B watch films

☐

C play games

☐

18 What kind of birthday cake does Cecilia like?

A strawberry

☐

B lemon

☐

C vanilla

☐

19 Cecilia's friends buy her

A chocolates.

☐

B CDs.

☐

C books.

☐

20 What does Cecilia like to wear at her parties?

A a dress

☐

B trousers

☐

C a skirt

☐

## Part 5

## Questions 21–25

You will hear five short conversations. Read the questions.

Listen and choose the answer, **A–F**, that matches each conversation.

Write the correct letter in the box. There is one extra letter you do not need to use.

You will hear the whole of Part 5 twice.

21 Adrián

**A** is giving directions.

22 Regina

**B** is choosing what to eat.

23 Manolo

**C** is talking about the weather.

24 Penélope

**D** is describing a birthday celebration.

25 Javier

**E** is talking about a teacher.

**F** is talking about a hobby.

**CLOSING INSTRUCTIONS TO CANDIDATES**

You must now copy your answers to your answer sheet.

You must use a pencil.

First of all, check that you have the correct answer sheet for Asset Breakthrough Spanish Listening.

This is version Z. Shade the box for version Z on your answer sheet.

Your name, centre number and candidate number are printed on your answer sheet. If not, please write them now in the spaces provided.

You now have five minutes to copy your answers to your answer sheet.

Please note that you can copy your answers to Part 2 in any order.

**END OF TEST**