

Mathematics A

General Certificate of Secondary Education

Unit **A502/02**: Mathematics B (Higher Tier)

Mark Scheme for June 2012

OCR (Oxford Cambridge and RSA) is a leading UK awarding body, providing a wide range of qualifications to meet the needs of candidates of all ages and abilities. OCR qualifications include AS/A Levels, Diplomas, GCSEs, OCR Nationals, Functional Skills, Key Skills, Entry Level qualifications, NVQs and vocational qualifications in areas such as IT, business, languages, teaching/training, administration and secretarial skills.

It is also responsible for developing new specifications to meet national requirements and the needs of students and teachers. OCR is a not-for-profit organisation; any surplus made is invested back into the establishment to help towards the development of qualifications and support, which keep pace with the changing needs of today's society.

This mark scheme is published as an aid to teachers and students, to indicate the requirements of the examination. It shows the basis on which marks were awarded by examiners. It does not indicate the details of the discussions which took place at an examiners' meeting before marking commenced.

All examiners are instructed that alternative correct answers and unexpected approaches in candidates' scripts must be given marks that fairly reflect the relevant knowledge and skills demonstrated.

Mark schemes should be read in conjunction with the published question papers and the report on the examination.

OCR will not enter into any discussion or correspondence in connection with this mark scheme.

© OCR 2012

Any enquiries about publications should be addressed to:

OCR Publications
PO Box 5050
Annesley
NOTTINGHAM
NG15 0DL

Telephone: 0870 770 6622
Facsimile: 01223 552610
E-mail: publications@ocr.org.uk

Annotations used in the detailed Mark Scheme.

Annotation	Meaning
✓	Correct
✗	Incorrect
BOD	Benefit of doubt
FT	Follow through
ISW	Ignore subsequent working (after correct answer obtained), provided method has been completed
M0	Method mark awarded 0
M1	Method mark awarded 1
M2	Method mark awarded 2
A1	Accuracy mark awarded 1
B1	Independent mark awarded 1
B2	Independent mark awarded 2
MR	Misread
SC	Special case
^	Omission sign

These should be used whenever appropriate during your marking.

The **M**, **A**, **B** etc annotations must be used on your standardisation scripts for responses that are not awarded either 0 or full marks.

It is vital that you annotate these scripts to show how the marks have been awarded.

It is not mandatory to use annotations for any other marking, though you may wish to use them in some circumstances.

Subject-Specific Marking Instructions

- M** marks are for using a correct method and are not lost for purely numerical errors.
A marks are for an accurate answer and depend on preceding **M** (method) marks. Therefore **M0 A1** cannot be awarded.
B marks are independent of **M** (method) marks and are awarded for a correct final answer or a correct intermediate stage.
SC marks are for special cases that are worthy of some credit.

- 2 Unless the answer and marks columns of the mark scheme specify **M** and **A** marks etc, or the mark scheme is 'banded', then if the correct answer is clearly given and is not from wrong working **full marks** should be awarded.

Do not award the marks if the answer was obtained from an incorrect method, ie incorrect working is seen and the correct answer clearly follows from it.

- 3 Where follow through (**FT**) is indicated in the mark scheme, marks can be awarded where the candidate's work follows correctly from a previous answer whether or not it was correct.

Figures or expressions that are being followed through are sometimes encompassed by single quotation marks after the word *their* for clarity, eg FT $180 \times (\textit{their} '37' + 16)$, or FT $300 - \sqrt{(\textit{their} '5^2 + 7^2')}$. Answers to part questions which are being followed through are indicated by eg FT 3 \times *their* (a).

For questions with FT available you must ensure that you refer back to the relevant previous answer. You may find it easier to mark these questions candidate by candidate rather than question by question.





- 4 Where dependent (**dep**) marks are indicated in the mark scheme, you must check that the candidate has met all the criteria specified for the mark to be awarded.
- 5 The following abbreviations are commonly found in GCSE Mathematics mark schemes.

- **figs 237**, for example, means any answer with only these digits. You should ignore leading or trailing zeros and any decimal point eg 237000, 2.37, 2.370, 0.00237 would be acceptable but 23070 or 2374 would not.
- **isw** means **ignore subsequent working** (after correct answer obtained).
- **nfw** means **not from wrong working**.
- **oe** means **or equivalent**.
- **rot** means **rounded or truncated**.
- **seen** means that you should award the mark if that number/expression is seen anywhere in the answer space, including the answer line, even if it is not in the method leading to the final answer.
- **soi** means **seen or implied**.

- 6 Make no deductions for wrong work after an acceptable answer unless the mark scheme says otherwise, indicated for example by the instruction 'mark final answer'.
- 7 As a general principle, if two or more methods are offered, mark only the method that leads to the answer on the answer line. If two (or more) answers are offered, mark the poorer (poorest).

- 8 When the data of a question is consistently misread in such a way as not to alter the nature or difficulty of the question, please follow the candidate's work and allow follow through for **A** and **B** marks. Deduct 1 mark from any **A** or **B** marks earned and record this by using the MR annotation. **M** marks are not deducted for misreads.
- 9 Unless the question asks for an answer to a specific degree of accuracy, always mark at the greatest number of significant figures even if this is rounded or truncated on the answer line. For example, an answer in the mark scheme is 15.75, which is seen in the working. The candidate then rounds or truncates this to 15.8, 15 or 16 on the answer line. Allow full marks for the 15.75.
- 10 If the correct answer is seen in the body of working
- i. and the answer given in the answer space is a clear transcription error allow full marks unless the mark scheme says 'mark final answer'. Place the annotation ✓ next to the correct answer.
 - ii. but the answer space is blank, allow full marks. Place the annotation ✓ next to the correct answer.
 - iii. but a completely different answer is seen in the answer space, then accuracy marks for the answer are lost. Method marks could still be awarded. Use the M0, M1, M2 annotations as appropriate and place the annotation ✖ next to the wrong answer.
- 11 Ranges of answers given in the mark scheme are always inclusive.
- 12 For methods not provided for in the mark scheme give as far as possible equivalent marks for equivalent work. If in doubt, consult your Team Leader.
- 13 Anything in the mark scheme which is in square brackets [...] is not required for the mark to be earned, but if present it must be correct.

Question			Answer	Marks	Part Marks and Guidance	
1	(a)	(i)	$\frac{7}{24}$ final answer	2	M1 for common denominator ie $\frac{x}{24n}$	0 for decimals in (i) and (ii)
		(ii)	$3\frac{1}{3}$	3	B2 for $\frac{10}{3}$ or $3\frac{2}{6}$ oe Or M1 for $\frac{5}{6} \times \frac{4}{1}$ soi by $\frac{20}{6}$ If 0 scored then SC1 for any correct conversion from top heavy to mixed or for correct cancelling of any fraction	isw after a correct or partially correct answer Condone 3.3 for 3 marks 3.3 etc scores 0 eg $\frac{20}{24} = \frac{5}{6}$
	(b)		$4, \frac{4}{1}$ oe	1		0 for $\frac{1}{0.25}$
2			759	3	M2 for $660 + (\frac{15}{100} \times 660)$ oe Or M1 for $(\frac{15}{100} \times 660$ or 99 seen)	eg $660 + 66 + 33$ Condone 1 error eg $660 + 60 + 30$ eg $66+33$ Condone 1 error 561 seen implies M1
3	(a)		$x < 60$ isw	2	B1 for $\frac{x}{4} < 15$ or $x - 20 < 40$ or for a correct 2 nd step leading to $x <$ or $x >$ following an incorrect 1 st step Or SC1 for $x = 60$	eg $\frac{x}{4} - 5 < 10$ $x - 5 < 40$ $x < 45$

Question		Answer	Marks	Part Marks and Guidance	
	(b)	Any reasonable representation	1FT	Correct or FT <i>their</i> (a); mark intention	eg    etc Arrow/line any length but not  However ignore any symbol at -20
4		100	3	M2 for $540 - (90 + 70 + 130 + \textit{their} 150)$ or $180 - [360 - (30 + 110 + 50 + 90)]$ Or M1 for $360 - 210$ soi by 150 or $[360 - (30 + 110 + 50 + 90)]$ or (method leading to) 540	<i>Their</i> $150 \neq 210$ If exterior angles used Could be on diagram If exterior angles used
5	(a)	(i) No correlation / relation(ship) oe	1		Allow 'None', 'No pattern' Not 'Random', 'No', 'Neutral'
		(ii) 'No' + reasonable comment about the lack of correlation	1	Yes with or without reason scores 0	Comment must describe zero correlation or give an example where increased height does not give decreased temp. Mark best bit

Question		Answer	Marks	Part Marks and Guidance	
	(b) (i)	Labelled scatter graph of latitude against average temp	4	<p>B2 for both axes scaled and labelled Or B1 for one axis scaled and labelled or for both axes either scaled or labelled</p> <p>AND</p> <p>B2 for ≥ 9 points correctly plotted Or B1 ≥ 4 points correctly plotted</p> <p>If 0 scored then SC1 for attempt at graph of latitude against height</p>	<p>Overlay available Scale must fit on grid and be linear ie not labelling latitude as 0, 4, 8, 15 etc</p> <p>ie 2, 1 or 0 wrong points Mark points within range of <i>linear</i> scale covering most points Tolerance ± 1 whole square</p> <p>Ignore any line of best fit or other trend line</p>
	(ii)	'Yes', 'No', 'Partially', 'Maybe' etc and convincing explanation relating to whole data set	2	<p>B1 for 'Yes' or 'No' and partial explanation Mark best part for B1</p>	<p>Complete Temp between latitude 0° and 15° are high, then they drop and beyond latitude 30° to 35° they are cooler. Apart from Khartoum, temperatures from 0° to 30° are about the same, then there is a negative correlation There is a (weak) negative correlation meaning that countries near the equator are warmer. Two points are outliers Yes only Khartoum is wrong Yes but first 3 are wrong</p> <p>Partial Countries near the equator are warmer or Countries far from the equator are cooler or No – negative correlation Yes – negative correlation</p>

Question		Answer	Marks	Part Marks and Guidance	
6	(a)	Ruled line of best fit	1	Within tramlines, any length Allow not passing through (0, 0)	Overlay available If extended must stay within tramlines
	(b)	Answer in range 10-14	2	M1 for (vertical change) / (horizontal change) soi or for correct gradient but wrong form	Can be implied from a triangle drawn on line of best fit or from any 2 points eg 12x etc
	(c)	(Average) Price (per Satsuma)	1	eg They cost 11p	Allow costs in range 10-14 or FT 0 for a description of correlation
	(d)	$y = (\text{their } 12)x + \text{their } c$ oe	2	B1 for $y = (\text{their } 12)x + \text{any } c$	Allow correct or FT Tolerance ± 2 for c (look at extension if line does not cross y -axis)
7	(a)	$x \geq 5$	1	Condone $>$ Allow $5 \leq x$	If $x = \geq 5$ or $x = > 5$ penalise first time only in all 3 parts If candidate clearly labels all shaded regions in (a), (b) and (c) as 'unwanted' oe penalise first time thereafter condone
	(b)	$y \leq 2$	1	Condone $<$	
	(c)	$y \leq x$	1	Condone $<$ If 0 scored in all three parts allow SC1 here if <i>all</i> signs reversed	
8	(a)	(i) $\frac{5}{2}$, $2\frac{1}{2}$ or 2.5	1		
		(ii) Any correct shape	1	eg regular octagon, square, semicircle, sphere etc	Not just 'octagon'

Question		Answer	Marks	Answer
	(iii)*	Correct proof well explained. (A) and (B) = 90° or (AD) parallel (to BC) stated These could be marked on diagram (ie 'boxes' or numbers, arrows).	3–2 1–0	Angles between tangent and radii = 90° Therefore AD parallel to BC Therefore it is a trapezium For lower mark there will be any or all of <ul style="list-style-type: none"> • small use of poor mathematical language • conclusion unclear • both facts given in working/answer but no reason. Labels not necessary provided not contradictory For lower mark – nothing of any worth.
(b)	(i)*	Correct proof well explained. Any mention of ratio, division, factor, enlargement etc.	3–2 1–0	Eg $12/8 = 1.5$ $9/5 = 1.8$ or 9cm should be 7.5cm So triangles not similar For lower mark there will be any or all of <ul style="list-style-type: none"> • small use of poor mathematical language • conclusion unclear • a reasonable argument but without any calculation/use of ratios or scale factors • one ratio may be incorrect For lower mark – nothing of any worth.

Question		Answer	Marks	Part Marks and Guidance	
	(ii)	Change either 9 to 7.5 oe or 12 to $14\frac{2}{5}$ oe or 5 to 6 or 8 to $6\frac{2}{3}$ oe	3	M2 for an appropriate ratio \times appropriate length Or M1 for an appropriate ratio calculated Condone 6.66 – 6.67	eg $\frac{8}{5} \times 9$ eg $\frac{8}{5}$ Calculations may be in (b)(i)
9	(a)	$3 \div 0.5 = 6$ oe	1	Need to see either an approximation or 3.18	Mark best bit
	(b) (i)	5.6604	1		
	(ii)	1 or 2 sf or dp	1		0 for just '2' or '1'
	(iii)	6 or 5.7 or 5.66	1		Condone a different accuracy to b(ii)
10		Correct shape	3	B2 if wrong centre used or correct intention for 4 or more points Or B1 if wrong SF used	Overlay available Condone freehand
11	(a)	$9a^6b^8$ final answer	3	B1 for each of 9, a^6 and b^8 where final answer is in correct form Or SC1 for incorrect form with at least one of 9, a^6 and b^8 correct	eg $9a^6 + b^8$ scores SC1
	(b)	6 nfwv	3	B2 if 4 and (-2) seen Or B1 if 4 or (-2) seen	As answers to f(3) and f(1), eg $1 - 3 = -2$ scores 0

Question		Answer	Marks	Part Marks and Guidance
	(c)	$\frac{1}{5}$ or 0.2	2	B1 for $\frac{1}{125^{\frac{1}{3}}}$ or $\frac{1}{\sqrt[3]{125}}$ or 5^{-1} or $\sqrt[3]{125}$ or $\sqrt[3]{-125}$ or 5 or -5 or $-\frac{1}{5}$
	(d)	$4\sqrt{6}$ or $4\sqrt{2}\sqrt{3}$ final answer	2	B1 for $\frac{24}{\sqrt{6}} \times \frac{\sqrt{6}}{\sqrt{6}}$ or better

APPENDIX 1

Exemplar responses for question 5aii

Lizzie thinks there is a **negative** correlation.

Therefore an acceptable answer is 'No' followed by

- There is no correlation, pattern etc ♥
- There is no negative correlation ∅
- egs of places (or a place) that contradict a negative correlation ☒

Answer 'NO' followed by

Response	Mark awarded
The highest point is hotter than the lowest. ☒	1
Some of the cities near sea level are still colder than some cities that are not. ☒	1
There is no clear pattern ♥ whether the temperature increases. At 580m it is 20°C, which is what it was at, at 12m (<i>mark best part and we condone using values not in the table</i>).	1
If you look at the graph places that are closer to sea level are cold and warm. ♥	1
Lizzie's view would require a negative correlation but there is no link between height and temperature. ♥	1
If it did there would be a strong negative correlation. ∅	1
In general the higher it is the warmer it is, there is no correlation. ♥ (<i>mark the best part</i>)	1
It also gets cooler after a high amount of sea level change. <i>Which way does it change</i>	0
The graph does not prove that the higher the sea level the higher the temperature because there isn't positive correlation.	0
Yes most of the results that are closer to sea level area hotter with exceptions in one answer. <i>Always 0 if 'Yes'</i>	0

Exemplar responses for question 5bii

Answer		Score	Reasoning
Yes	Because the further away from the equator you get the colder it gets, however there a few anomalies just north of the equator that are hottest.	2	Showing negative correlation, but understands that this pattern does not fit with the whole data set.
Yes	After the latitude goes past 15 the average June temperature decreases.	2	Implying that the negative correlation for data after 15 degrees latitude does not hold true for data before 15.
Yes	It does show that the closer you got to the equator the hotter it got. But when you got really close it seemed to cool down.	2	Showing negative correlation, but understands that this pattern does not fit with the whole data set.
Mostly	With the exceptions of latitudes 0-14, the lower the latitude the hotter the temperature. However, Libreville, Bangui & Freetown do not follow this pattern.	2	Showing negative correlation for majority of data but that this is not true for all data, specifically that near the equator.
Yes	At 15° latitude the temperature is 34°C and at 59° the temperature is 15°C.	1	A specific example that shows they are thinking of negative correlation, but does not cover full data set.
Yes	The closer you are to the equator the hotter you will be.	1	Implying negative correlation, but fails to address issue of temperatures near equator not fitting this pattern.
Yes	There is a strong negative correlation - the further away from the equator, the colder the June average temperature.	1	States negative correlation, but fails to address issue of temperatures near equator not fitting this pattern.
No	As temps nearer the equator are about 25°C, whereas the highest temp recorded, 34°C was at latitude 15° - a lot hotter than nearer the equator.	1	Implying positive correlation for data near the equator thus supporting 'No', but fails to address change of pattern for subsequent data thus not covering the full data set.

Exemplar responses for question 9a

Response	Mark awarded
0.53 rounds to a half (<i>No calculation</i>)	0
3 multiplied by 0.50 is 6 (<i>"multiplied" is wrong</i>)	0
3 divided by a $\frac{1}{2} = 6$ and 0.53 is close to a half	1
When you times a number by 0.5 it halves and the area is 3 and 6 is double that	1 bod
You need to divide the area by 0.53 (<i>No approximation</i>)	0
0.53 is close to 0.5 and $6 \times 0.5 = 3$	1
Half of 6 is 3 and 0.53 is slightly over half	1
It needs to be near to double the area as the other length is near to a half	1 bod
If the 0.53 was exactly 0.50cm then the length would be exactly 6cm (<i>No calculation shown</i>)	0

OCR (Oxford Cambridge and RSA Examinations)
1 Hills Road
Cambridge
CB1 2EU

OCR Customer Contact Centre

Education and Learning

Telephone: 01223 553998

Facsimile: 01223 552627

Email: general.qualifications@ocr.org.uk

www.ocr.org.uk

For staff training purposes and as part of our quality assurance programme your call may be recorded or monitored

Oxford Cambridge and RSA Examinations
is a Company Limited by Guarantee
Registered in England
Registered Office; 1 Hills Road, Cambridge, CB1 2EU
Registered Company Number: 3484466
OCR is an exempt Charity

OCR (Oxford Cambridge and RSA Examinations)
Head office
Telephone: 01223 552552
Facsimile: 01223 552553

© OCR 2012

