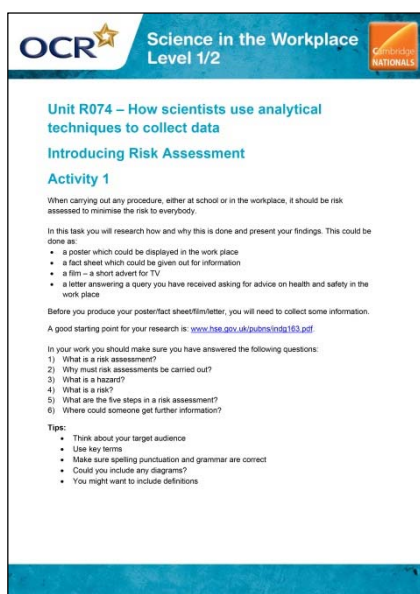




## Unit R074 – How scientists use analytical techniques to collect data

### Introducing Risk Assessment

#### *Instructions for teachers*

The activity below covers LO1: Be able to apply the principles of good laboratory practice



OCR  Science in the Workplace  
Level 1/2 

Unit R074 – How scientists use analytical techniques to collect data

Introducing Risk Assessment

Activity 1

When carrying out any procedure, either at school or in the workplace, it should be risk assessed to minimise the risk to everybody.

In this task you will research how and why this is done and present your findings. This could be done as:

- a poster which could be displayed in the work place
- a fact sheet which could be given out for information
- a film – a short advert for TV
- a letter answering a query you have received asking for advice on health and safety in the work place

Before you produce your poster/fact sheet/film/letter, you will need to collect some information. A good starting point for your research is: [www.hse.gov.uk/pubns/infg163.pdf](http://www.hse.gov.uk/pubns/infg163.pdf)

In your work you should make sure you have answered the following questions:

- 1) What is a risk assessment?
- 2) Why must risk assessments be carried out?
- 3) What is a hazard?
- 4) What is a risk?
- 5) What are the five steps in a risk assessment?
- 6) Where could someone get further information?

Tips:

- Think about your target audience
- Use key terms
- Make sure spelling/punctuation and grammar are correct
- Could you include any diagrams?
- You might want to include definitions

Associated files:

Introducing Risk Assessment (activity)

Activity 1 – approx. 1 hour



*This activity offers an opportunity for English skills development.*

In this activity learners produce an information source explaining how the assessment and management of risks is carried out. This work could be presented in a number of ways to suit the learning style of the individual learner, for example a poster, fact sheet, film a short advert, a letter addressed to someone who wrote asking for information and advice on risk assessment and management.

## Activity

When carrying out any procedure, either at school or in the workplace, it should be risk assessed to minimise the risk to everybody.

In this task you will research how and why this is done and then present your findings. This could be done as:

- a poster which could be displayed in the work place
- a fact sheet which could be given out for information
- a film – a short advert for TV
- a letter answering a query you have received asking for advice on health and safety in the work place

Before you produce your poster/fact sheet/film/letter, you will need to collect some information.

A good starting point for your research is the 'Five steps to risk assessment' leaflet found at the following link: [www.hse.gov.uk/pubns/indg163.pdf](http://www.hse.gov.uk/pubns/indg163.pdf).

In your work you should make sure you have answered the following questions:

- 1) What is a risk assessment?
- 2) Why must risk assessments be carried out?
- 3) What is a hazard?
- 4) What is a risk?
- 5) What are the five steps in a risk assessment?
- 6) Where could someone get further information?

### Tips:

- Think about your target audience
- Use key terms
- Make sure spelling punctuation and grammar are correct
- Could you include any diagrams?
- You might want to include definitions

To give us feedback on, or ideas about the OCR resources you have used, email [resourcesfeedback@ocr.org.uk](mailto:resourcesfeedback@ocr.org.uk)

#### OCR Resources: *the small print*

OCR's resources are provided to support the teaching of OCR specifications, but in no way constitute an endorsed teaching method that is required by the Board, and the decision to use them lies with the individual teacher. Whilst every effort is made to ensure the accuracy of the content, OCR cannot be held responsible for any errors or omissions within these resources.

© OCR 2013 - This resource may be freely copied and distributed, as long as the OCR logo and this message remain intact and OCR is acknowledged as the originator of this work.

OCR acknowledges the use of the following content:  
English icon: AirOne/Shutterstock.com