

Friday 1 February 2013 – Morning

**GCSE DESIGN AND TECHNOLOGY
Textiles Technology**

A574/01 Technical Aspects of Designing and Making

Candidates answer on the Question Paper.

OCR supplied materials:
None

Other materials required:
None

Duration: 1 hour 15 minutes



| | | | |
|-----------------------|--|----------------------|--|
| Candidate forename | | Candidate surname | |
|-----------------------|--|----------------------|--|

| | | | | | | | | | | |
|---------------|--|--|--|--|--|------------------|--|--|--|--|
| Centre number | | | | | | Candidate number | | | | |
|---------------|--|--|--|--|--|------------------|--|--|--|--|

INSTRUCTIONS TO CANDIDATES

- Write your name, centre number and candidate number in the boxes above. Please write clearly and in capital letters.
- Use black ink. HB pencil may be used for graphs and diagrams only.
- Read each question carefully. Make sure you know what you have to do before starting your answer.
- Write your answer to each question in the space provided. If additional space is required, you should use the lined page at the end of this booklet. The question number(s) must be clearly shown.
- Answer **all** the questions in Section A **and** Section B.
- Do **not** write in the bar codes.

INFORMATION FOR CANDIDATES

- The number of marks is given in brackets [] at the end of each question or part question.
- The total number of marks for this paper is **60**.
- Your quality of written communication is assessed in the questions marked with an asterisk (*).
- This document consists of **12** pages. Any blank pages are indicated.

SECTION A

Answer **all** questions.

1 Fig. 1 shows an apron made from PVC coated cotton fabric.

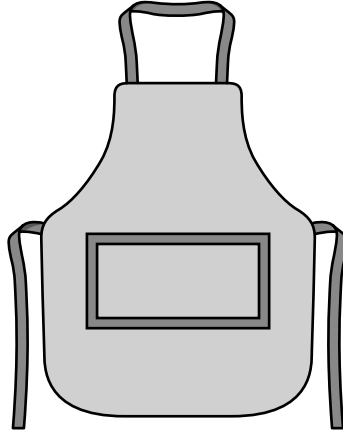


Fig. 1

(a) Give **three** reasons why PVC coated cotton fabric is suitable for the apron.

- 1
 - 2
 - 3
- [3]**

(b) The apron is to be sold as part of a textile kitchen set.

Name **two** other textile items that could be included in the kitchen set.

- 1
 - 2
- [2]**

(c) State **two** pieces of information that should be included on the labels attached to the items in the kitchen set.

- 1
 - 2
- [2]**

(d) Fig. 2 shows the pocket pinned and tacked in place on the apron.

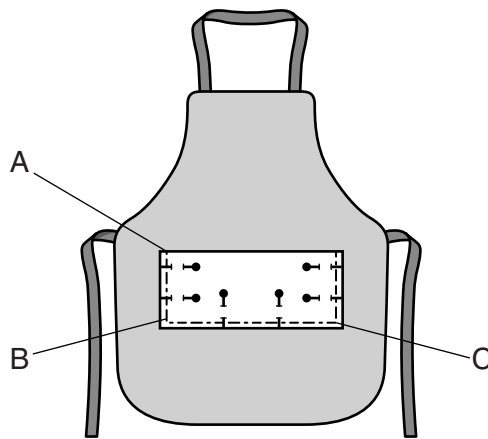
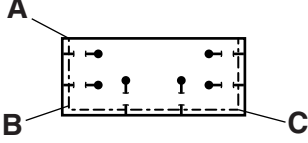


Fig. 2

Complete the chart below to show how to stitch from point **A** to point **C** using a sewing machine. Include details of how to turn the corner at point **B**.

| Point | Description |
|---------|--|
| Stage 1 | Pin and tack pocket in place.  |
| Stage 2 | |
| Stage 3 | |
| Stage 4 | |
| Stage 5 | |
| Stage 6 | |

[5]

[Total: 12]

Turn over

2 Fig. 3 shows a hotel bedroom.



Fig. 3

(a) Chemical finishes are applied to fabrics to improve their performance.

Identify **three textile** items in the hotel room.

Name a different chemical finish that could be used on each one.

Give a different reason why each would be useful.

Textile item 1

Chemical finish

Reason

.....

.....

Textile item 2

Chemical finish

Reason

.....

.....

Textile item 3

Chemical finish

Reason

.....

.....

3 Modern materials are developed with special performance characteristics.

(a) Complete the table below.

State **one** special performance characteristic of each modern material.

Name **one** different textile product made using each modern material.

The first one has been done for you.

| Modern material | Special performance characteristic | Product made using the modern material |
|----------------------|------------------------------------|--|
| Lycra ® | Very elastic, stretchy fibres | swimsuit |
| Kevlar ® | | |
| Nomex ® | | |
| GORE-TEX ® Fabric | | |

[6]

SECTION B

Answer **all** questions.

4 Children learn through play.

A textiles manufacturer is launching a range of educational toys for pre-school children.

The toys should be:

- educational
- appealing
- multi-use.

(a) In the space below sketch a design for an educational toy for a pre-school child.

Annotate your sketch to show design and construction details and how it meets the specification.

[6]

5 Fig. 4 shows a dress made using a decorative technique.

The dress has a zip fastening at the back.

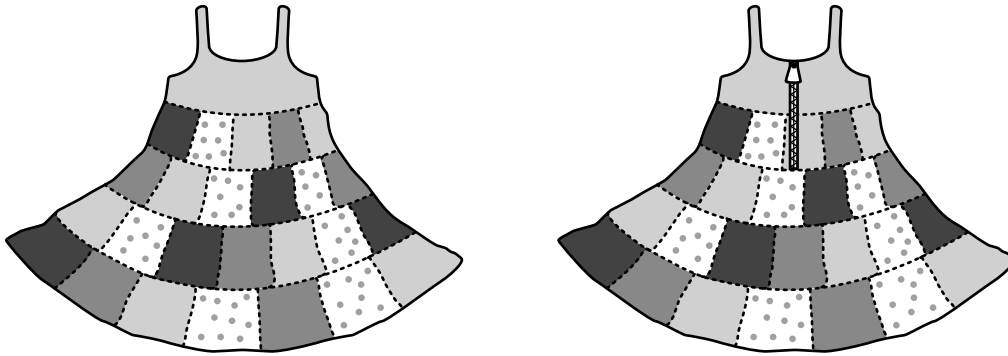


Fig. 4

(a) (i) Name the decorative technique used to make the dress.

..... [1]

(ii) Give **two** reasons why the decorative technique named in (a)(i) is considered to be environmentally friendly.

1




.....

2

.....

[2]

(b) Complete the table below by naming the fastenings shown.

| Fastening | Name |
|---|------|
|  | |
|  | |
|  | |

[3]

- (c) The dress shown in Fig. 4 has a zip fastening.

Describe, using notes and/or diagrams, how to insert a zip into the centre back seam of the dress.

[6]

[Total: 12]

END OF QUESTION PAPER

ADDITIONAL ANSWER SPACE

If additional answer space is required, you should use the following lined page. The question number(s) must be clearly shown in the margins.

A large rectangular area for writing, bounded by a solid vertical line on the left and horizontal dotted lines on the top, bottom, and right. The area is currently blank.



Copyright Information

OCR is committed to seeking permission to reproduce all third-party content that it uses in its assessment materials. OCR has attempted to identify and contact all copyright holders whose work is used in this paper. To avoid the issue of disclosure of answer-related information to candidates, all copyright acknowledgements are reproduced in the OCR Copyright Acknowledgements Booklet. This is produced for each series of examinations and is freely available to download from our public website (www.ocr.org.uk) after the live examination series.

If OCR has unwittingly failed to correctly acknowledge or clear any third-party content in this assessment material, OCR will be happy to correct its mistake at the earliest possible opportunity.

For queries or further information please contact the Copyright Team, First Floor, 9 Hills Road, Cambridge CB2 1GE.

OCR is part of the Cambridge Assessment Group; Cambridge Assessment is the brand name of University of Cambridge Local Examinations Syndicate (UCLES), which is itself a department of the University of Cambridge.