

**Monday 21 January 2013 – Morning**

**GCSE HOME ECONOMICS  
Child Development**

**B013/01** Principles of Child Development

Candidates answer on the Question Paper.

**OCR supplied materials:**

None

**Other materials required:**

None

**Duration:** 1 hour 30 minutes



Candidate forename		Candidate surname	
-----------------------	--	----------------------	--

Centre number						Candidate number				
---------------	--	--	--	--	--	------------------	--	--	--	--

**INSTRUCTIONS TO CANDIDATES**

- Write your name, centre number and candidate number in the boxes above. Please write clearly and in capital letters.
- Use black ink. HB pencil may be used for graphs and diagrams only.
- Answer **all** the questions.
- Read each question carefully. Make sure you know what you have to do before starting your answer.
- Write your answer to each question in the space provided. If additional space is required, you should use the lined pages at the end of this booklet. The question number(s) must be clearly shown.
- Do **not** write in the bar codes.

**INFORMATION FOR CANDIDATES**

- The number of marks is given in brackets [ ] at the end of each question or part question.
- The total number of marks for this paper is **80**.
- Your quality of written communication is assessed in the question marked with an asterisk (\*).
- This document consists of **16** pages. Any blank pages are indicated.

1 Weaning babies is the changeover from milk to more solid food.

(a) Give **three** signs that a baby is ready for weaning.

- 1 .....
- .....
- 2 .....
- .....
- 3 .....
- .....

[3]

(b) Children should be encouraged to eat plenty of fruit and vegetables.

Give **three** reasons why children should eat plenty of fruit and vegetables.

- 1 .....
- .....
- 2 .....
- .....
- 3 .....
- .....

[3]

(c) Some children become obese.

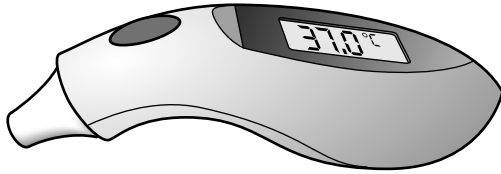
Describe **two** ways in which modern lifestyles contribute to the problem of obesity in children.

- 1 .....
- .....
- .....
- .....
- 2 .....
- .....
- .....
- .....

[4]

(d) Thermometers offer accurate ways to take a child’s temperature.

Identify the types of thermometers in the pictures below.



A thermometer placed in a child’s ear

Type 1 .....

forehead	°F	95	96.8	98.6	100.4	102.2	104	
temperature								
indicator	°C	35	36	37	38	39	40	
		Cool		Normal		Low Fever		High Fever

A thermometer placed on a child’s forehead

Type 2 .....

[2]

(e) Some children have to go into hospital.

(i) Give **five** items to put into a suitcase or bag for a three year old child to take into hospital.

- 1 .....
- 2 .....
- 3 .....
- 4 .....
- 5 .....

[5]



(ii) Letting a child help to pack a suitcase or bag is one way parents/carers could prepare a child for a hospital stay.

Give **three** other ways parents/carers could prepare a child for a hospital stay.

1 .....

.....

2 .....

.....

3 .....

.....

[3]

[Total: 20]

2 (a) What is meant by the term 'antenatal'?

.....  
..... [1]

(b) Care of women during pregnancy is important.

Explain **four** reasons why blood tests are taken during pregnancy.

1 .....

.....

.....

.....

.....

.....

.....

.....

.....

.....

.....

.....

.....

.....

.....

.....

.....

.....

.....

.....

.....

.....

[8]

(c) Some children have special needs.

(i) What is meant by a congenital disability?

.....  
 ..... [1]

(ii) Give **two** causes of congenital disability.

1 .....  
 2 ..... [2]

(iii) Look at the list of special needs below.

ADHD	Autism	Spina bifida
------	--------	--------------

Complete the table below to match the correct special need to its description.

Description	Special need
Children have difficulties communicating and relating to others	
The baby is born without a fully developed spine	
Children have behavioural problems and may be aggressive or hyperactive	






[3]

[Total: 15]

3 Different toys are suitable for children of different ages.

(a) Select the most suitable age from the list below to complete the table.

3 months	6 months	15 months	3 years	5 years
----------	----------	-----------	---------	---------

Toy	Most suitable age
 <p>Bicycle</p>	
 <p>Push along toy</p>	
 <p>Activity mat</p>	
 <p>Play dough</p>	
 <p>Mobile</p>	

[5]

(b) What is meant by the term 'fine motor skills'?

.....

.....

..... [1]

(c) Identify **three** suitable toys given to a one year old child to help develop their fine motor skills.

1 .....

2 .....

3 .....

[3]

(d) There is a wide range of clothing available for children.

Describe **three** points to look for when choosing nightwear for children.

1 .....

.....

.....

.....

2 .....

.....

.....

.....

3 .....

.....

.....

.....

[6]

[Total: 15]



4 Pre-school groups allow children to experience social play.

(a) Give **three** types of pre-school group where social play occurs.

- 1 .....
- 2 .....
- 3 .....

[3]

(b) Look at the table below showing the stages of social play.

Stage of social play	Age	Description
Solitary	0–2 years	Child plays with toy alone
Parallel	Approximately 2 years	Child plays alongside, but not with, another child
Looking-on	Approximately 3 years	Child watches others play but does not join in
Co-operative	Approximately 3-4 years	Children play together

(i) Identify the age children play together.

..... [1]

(ii) Give the stage of social play when a child watches but does not join in.

..... [1]

(iii) How is solitary play described?

.....  
 ..... [1]

(c) Social play is one type of play.

Identify **three** other types of play.

- 1 .....
- 2 .....
- 3 .....

[3]

(d) Bonding is one condition that is necessary for the emotional development of a child.

(i) Explain what is meant by the term 'bonding'.

.....  
.....  
..... [2]

(ii) Describe **two** conditions, other than bonding, necessary for the emotional development of a child.

1 .....

.....  
.....  
.....

2 .....

.....  
.....  
.....

[4]

[Total: 15]



A series of 25 horizontal dotted lines spanning the width of the page, providing a template for handwriting practice.

A series of horizontal dotted lines providing space for writing.

**END OF QUESTION PAPER**

**ADDITIONAL ANSWER SPACE**

If additional answer space is required, you should use the following lined page(s). The question number(s) must be clearly shown in the margins.

A large area of lined paper for writing answers. It features a vertical margin line on the left side and horizontal dotted lines for writing. The lines are evenly spaced and extend across the width of the page.

A vertical solid line is positioned on the left side of the page. From this line, a series of horizontal dotted lines extend across the page, creating a grid for writing. There are 25 horizontal dotted lines in total, evenly spaced from top to bottom.

A large area of the page is reserved for writing, featuring a solid vertical line on the left side and horizontal dotted lines extending across the page.



**Copyright Information**

OCR is committed to seeking permission to reproduce all third-party content that it uses in its assessment materials. OCR has attempted to identify and contact all copyright holders whose work is used in this paper. To avoid the issue of disclosure of answer-related information to candidates, all copyright acknowledgements are reproduced in the OCR Copyright Acknowledgements Booklet. This is produced for each series of examinations and is freely available to download from our public website ([www.ocr.org.uk](http://www.ocr.org.uk)) after the live examination series.

If OCR has unwittingly failed to correctly acknowledge or clear any third-party content in this assessment material, OCR will be happy to correct its mistake at the earliest possible opportunity.

For queries or further information please contact the Copyright Team, First Floor, 9 Hills Road, Cambridge CB2 1GE.

OCR is part of the Cambridge Assessment Group; Cambridge Assessment is the brand name of University of Cambridge Local Examinations Syndicate (UCLES), which is itself a department of the University of Cambridge.