

AS Level Mathematics B (MEI)

H630/02 Pure Mathematics and Statistics

Sample Question Paper

Version 6.0

Date – Morning/Afternoon

Time allowed: 1 hour 30 minutes

You must have:

- Printed Answer Booklet

You may use:

- a scientific or graphical calculator



INSTRUCTIONS

- Use black ink. HB pencil may be used for graphs and diagrams only.
- Complete the boxes provided on the Printed Answer Booklet with your name, centre number and candidate number.
- Answer **all** the questions.
- **Write your answer to each question in the space provided in the Printed Answer Booklet.** Additional paper may be used if necessary but you must clearly show your candidate number, centre number and question number(s).
- Do **not** write in the bar codes.
- You are permitted to use a scientific or graphical calculator in this paper.
- Final answers should be given to a degree of accuracy appropriate to the context.

INFORMATION

- The total number of marks for this paper is **70**.
- The marks for each question are shown in brackets [].
- You are advised that an answer may receive **no marks** unless you show sufficient detail of the working to indicate that a correct method is used. You should communicate your method with correct reasoning.
- The Printed Answer Booklet consists of **12** pages. The Question Paper consists of **12** pages.

Formulae AS level Mathematics B (MEI) (H630)**Binomial series**

$$(a+b)^n = a^n + {}^n C_1 a^{n-1}b + {}^n C_2 a^{n-2}b^2 + \dots + {}^n C_r a^{n-r}b^r + \dots + b^n \quad (n \in \mathbb{N}),$$

$$\text{where } {}^n C_r = {}_n C_r = \binom{n}{r} = \frac{n!}{r!(n-r)!}$$

$$(1+x)^n = 1 + nx + \frac{n(n-1)}{2!}x^2 + \dots + \frac{n(n-1)\dots(n-r+1)}{r!}x^r + \dots \quad (|x| < 1, n \in \mathbb{R})$$

Differentiation from first principles

$$f'(x) = \lim_{h \rightarrow 0} \frac{f(x+h) - f(x)}{h}$$

Sample variance

$$s^2 = \frac{1}{n-1} S_{xx} \text{ where } S_{xx} = \sum (x_i - \bar{x})^2 = \sum x_i^2 - \frac{(\sum x_i)^2}{n} = \sum x_i^2 - n\bar{x}^2$$

Standard deviation, $s = \sqrt{\text{variance}}$

The binomial distribution

If $X \sim B(n, p)$ then $P(X = r) = {}^n C_r p^r q^{n-r}$ where $q = 1 - p$

Mean of X is np

Kinematics

Motion in a straight line

$$v = u + at$$

$$s = ut + \frac{1}{2}at^2$$

$$s = \frac{1}{2}(u + v)t$$

$$v^2 = u^2 + 2as$$

$$s = vt - \frac{1}{2}at^2$$

Answer **all** the questions

1 Find $\int \left(x^2 + \frac{1}{x^2} \right) dx$. [3]

2 (a) Express $2\log_3 x + \log_3 a$ as a single logarithm. [1]

(b) Given that $2\log_3 x + \log_3 a = 2$, express x in terms of a . [3]

3 Show that the area of the region bounded by the curve $y = 3x^{-\frac{3}{2}}$, the lines $x = 1$, $x = 3$ and the x -axis is $6 - 2\sqrt{3}$. [5]

- 4 There are four human blood groups; these are called O, A, B and AB. Each person has one of these blood groups. The table below shows the distribution of blood groups in a large country.

Blood group	Proportion of population
O	49%
A	38%
B	10%
AB	3%

Two people are selected at random from this country.

- (a) Find the probability that at least one of these two people has blood group O. [2]
- (b) Find the probability that each of these two people has a different blood group. [3]

- 5 A triangular field has sides of length 100 m, 120 m and 135 m.

- (a) Find the area of the field. [5]
- (b) Explain why it would not be reasonable to expect your answer in (a) to be accurate to the nearest square metre. [1]

- 6 (a) The graph of $y = 3\sin^2 \theta$ for $0^\circ \leq \theta \leq 360^\circ$ is shown in **Fig. 6**.
On the copy of **Fig. 6** in the Printed Answer Booklet, sketch the graph of $y = 2\cos \theta$ for $0^\circ \leq \theta \leq 360^\circ$. [2]

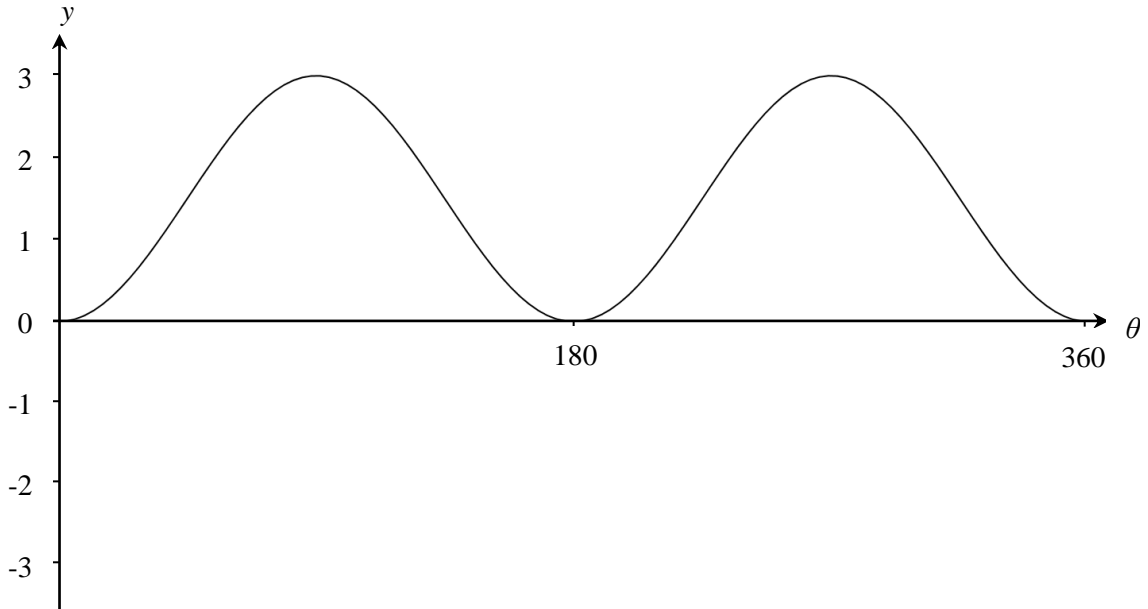


Fig. 6

- (b) In this question you must show detailed reasoning.

Determine the values of θ , $0^\circ \leq \theta \leq 360^\circ$, for which the two graphs cross. [6]

7 A farmer has 200 apple trees. She is investigating the masses of the crops of apples from individual trees. She decides to select a sample of these trees and find the mass of the crop for each tree.

(a) Explain how she can select a random sample of 10 different trees from the 200 trees. [2]

The masses of the crops from the 10 trees, measured in kg, are recorded as follows.

23.5 27.4 26.2 29.0 25.1 27.4 26.2 28.3 38.1 24.9

(b) For these data find

- the mean,
- the sample standard deviation. [2]

(c) Show that there is one outlier at the upper end of the data. How should the farmer decide whether to use this outlier in any further analysis of the data? [3]

- 8 In an experiment, the temperature of a hot liquid is measured every minute. The difference between the temperature of the hot liquid and room temperature is D °C at time t minutes.

Fig. 8 shows the experimental data.

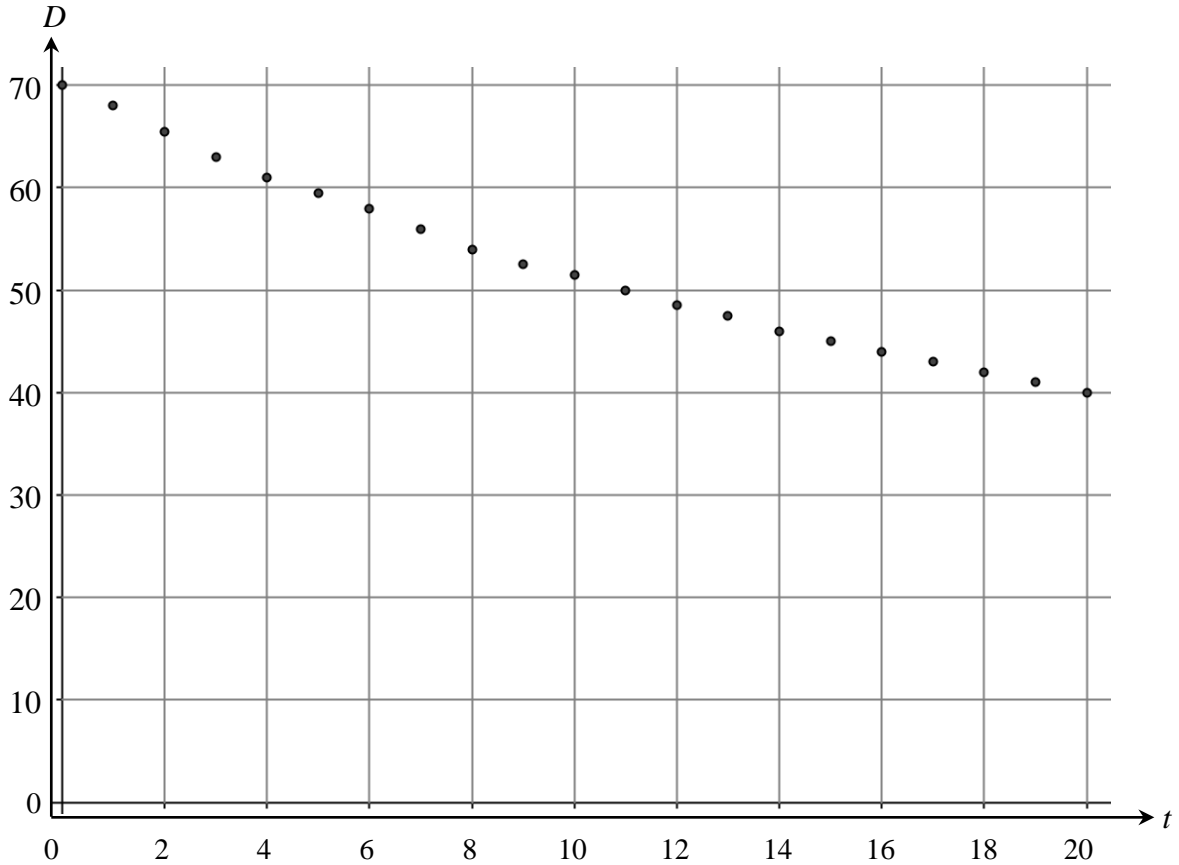


Fig. 8

It is thought that the model $D = 70e^{-0.03t}$ might fit the data.

- (a) Write down the derivative of $e^{-0.03t}$. [1]
- (b) Explain how you know that $70e^{-0.03t}$ is a decreasing function of t . [1]
- (c) Calculate the value of $70e^{-0.03t}$ when
- (i) $t = 0$, [1]
- (ii) $t = 20$. [1]
- (d) Using your answers to parts (b) and (c), discuss how well the model $D = 70e^{-0.03t}$ fits the data. [3]

- 9 **Fig. 9.1** shows box and whisker diagrams which summarise the birth rates per 1000 people for all the countries in three of the regions as given in the pre-release data set.

The diagrams were drawn as part of an investigation comparing birth rates in different regions of the world.

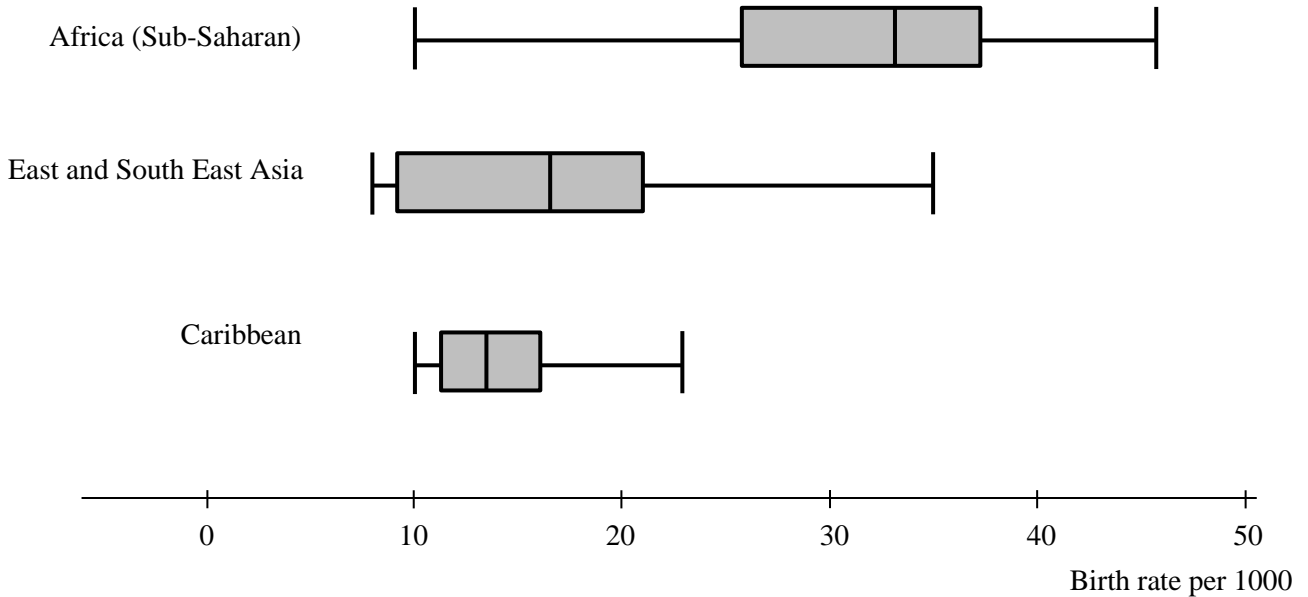


Fig. 9.1

- (a) Discuss the distributions of birth rates in these regions of the world. Make three different statements. You should refer to **both** information from the box and whisker diagrams **and** your knowledge of the large data set. [3]
- (b) The birth rates for all the countries in Australasia are shown below.

Country	Birth rate per 1000
Australia	12.19
New Zealand	13.4
Papua New Guinea	24.89

- (i) Explain why the calculation below is not a correct method for finding the birth rate per 1000 for Australasia as a whole.
- $$\frac{12.19 + 13.4 + 24.89}{3} \approx 16.83$$
- [1]
- (ii) Without doing any calculations, explain whether the birth rate per 1000 for Australasia as a whole is higher or lower than 16.83. [1]

The scatter diagram in **Fig. 9.2** shows birth rate per 1000 and physicians/1000 population for all the countries in the pre-release data set.

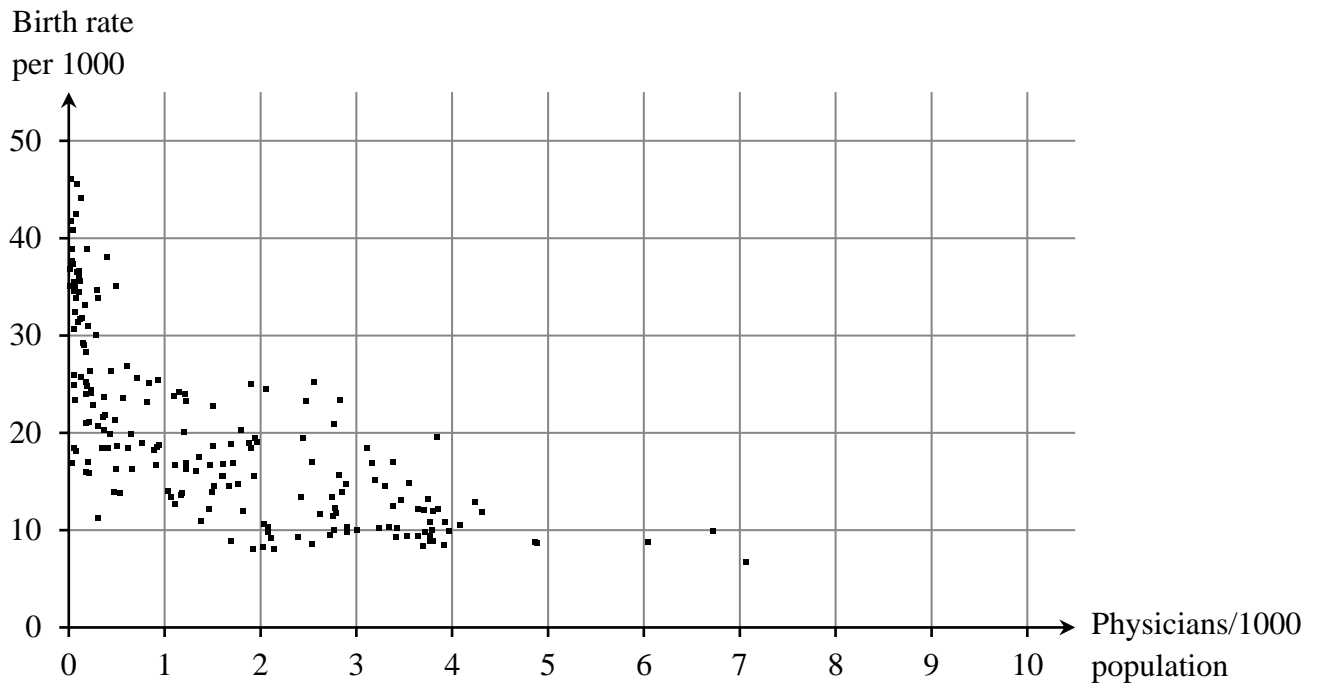


Fig. 9.2

- (c) Describe the correlation in the scatter diagram. [1]
- (d) Discuss briefly whether the scatter diagram shows that high birth rates would be reduced by increasing the number of physicians in a country. [1]

10 A company operates trains. The company claims that 92% of its trains arrive on time. You should assume that in a random sample of trains, they arrive on time independently of each other.

(a) Assuming that 92% of the company's trains arrive on time, find the probability that in a random sample of 30 trains operated by this company

(i) exactly 28 trains arrive on time, [2]

(ii) more than 27 trains arrive on time. [2]

A journalist believes that the percentage of trains operated by this company which arrive on time is lower than 92%.

(b) To investigate the journalist's belief a hypothesis test will be carried out at the 1% significance level. A random sample of 18 trains is selected.

For this hypothesis test,

- state the hypotheses,
- find the critical region. [5]

11 In this question you must show detailed reasoning.

Fig. 11 shows the curve $y = f(x)$, where $f(x)$ is a cubic function. Fig. 11 also shows the coordinates of the turning points and the points of intersection with the axes.

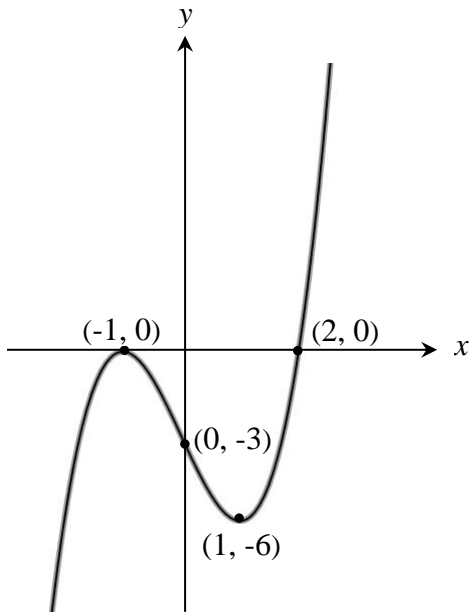


Fig. 11

Show that the tangent to $y = f(x)$ at $x = t$ is parallel to the tangent to $y = f(x)$ at $x = -t$ for all values of t .

[6]

12 Given that $\arcsin x = \arccos y$, prove that $x^2 + y^2 = 1$. [Hint: Let $\arcsin x = \theta$]

[3]

END OF QUESTION PAPER

Copyright Information:

CIA.gov

OCR is committed to seeking permission to reproduce all third-party content that it uses in the assessment materials. OCR has attempted to identify and contact all copyright holders whose work is used in this paper. To avoid the issue of disclosure of answer-related information to candidates, all copyright acknowledgements are reproduced in the OCR Copyright Acknowledgements booklet. This is produced for each series of examinations and is freely available to download from our public website (www.ocr.org.uk) after the live examination series.

If OCR has unwittingly failed to correctly acknowledge or clear any third-party content in this assessment material, OCR will be happy to correct its mistake at the earliest possible opportunity.

For queries or further information please contact the Copyright Team, The Triangle Building, Shaftesbury Road, Cambridge, CB2 8EA

OCR is part of the Cambridge Assessment Group; Cambridge Assessment is the brand name of University of Cambridge Local Examinations Syndicate (UCLES), which is itself a department of the University of Cambridge.



...day June 20XX – Morning/Afternoon

AS Level Mathematics B (MEI)

H630/02 Pure Mathematics and Statistics

SAMPLE MARK SCHEME

Duration: 1 hour 30 minutes

MAXIMUM MARK 70



This document consists of 16 pages

Text Instructions

1. Annotations and abbreviations

Annotation in scoris	Meaning
✓ and ✕	
BOD	Benefit of doubt
FT	Follow through
ISW	Ignore subsequent working
M0, M1	Method mark awarded 0, 1
A0, A1	Accuracy mark awarded 0, 1
B0, B1	Independent mark awarded 0, 1
SC	Special case
^	Omission sign
MR	Misread
Highlighting	
Other abbreviations in mark scheme	Meaning
dep*	Mark dependent on a previous mark, indicated by *
cao	Correct answer only
oe	Or equivalent
rot	Rounded or truncated
soi	Seen or implied
www	Without wrong working
AG	Answer given
awrt	Anything which rounds to
BC	By calculator
DR	This indicates that the instruction In this question you must show detailed reasoning appears in the question.

2. Subject-specific Marking Instructions for AS Level Mathematics B (MEI)

- a Annotations should be used whenever appropriate during your marking. The A, M and B annotations must be used on your standardisation scripts for responses that are not awarded either 0 or full marks. It is vital that you annotate standardisation scripts fully to show how the marks have been awarded. For subsequent marking you must make it clear how you have arrived at the mark you have awarded.
- b An element of professional judgement is required in the marking of any written paper. Remember that the mark scheme is designed to assist in marking incorrect solutions. Correct solutions leading to correct answers are awarded full marks but work must not be judged on the answer alone, and answers that are given in the question, especially, must be validly obtained; key steps in the working must always be looked at and anything unfamiliar must be investigated thoroughly. Correct but unfamiliar or unexpected methods are often signalled by a correct result following an apparently incorrect method. Such work must be carefully assessed. When a candidate adopts a method which does not correspond to the mark scheme, escalate the question to your Team Leader who will decide on a course of action with the Principal Examiner. If you are in any doubt whatsoever you should contact your Team Leader.
- c The following types of marks are available.

M

A suitable method has been selected and *applied* in a manner which shows that the method is essentially understood. Method marks are not usually lost for numerical errors, algebraic slips or errors in units. However, it is not usually sufficient for a candidate just to indicate an intention of using some method or just to quote a formula; the formula or idea must be applied to the specific problem in hand, e.g. by substituting the relevant quantities into the formula. In some cases the nature of the errors allowed for the award of an M mark may be specified.

A

Accuracy mark, awarded for a correct answer or intermediate step correctly obtained. Accuracy marks cannot be given unless the associated Method mark is earned (or implied). Therefore M0 A1 cannot ever be awarded.

B

Mark for a correct result or statement independent of Method marks.

Unless otherwise indicated, marks once gained cannot subsequently be lost, e.g. wrong working following a correct form of answer is ignored. Sometimes this is reinforced in the mark scheme by the abbreviation isw. However, this would not apply to a case where a candidate passes through the correct answer as part of a wrong argument.

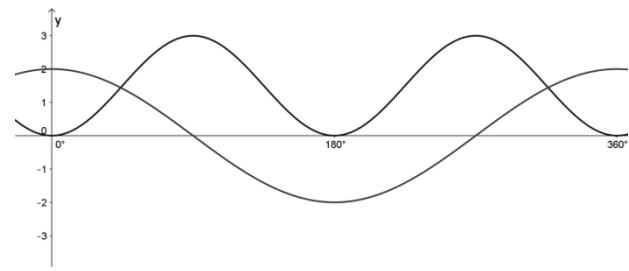
- d When a part of a question has two or more 'method' steps, the M marks are in principle independent unless the scheme specifically says otherwise; and similarly where there are several B marks allocated. (The notation 'dep*' is used to indicate that a particular mark is dependent on an earlier, asterisked, mark in the scheme.) Of course, in practice it may happen that when a candidate has once gone wrong in a part of a question, the work from there on is worthless so that no more marks can sensibly be given. On the other hand, when two or more steps are successfully run together by the candidate, the earlier marks are implied and full credit must be given.

- e The abbreviation FT implies that the A or B mark indicated is allowed for work correctly following on from previously incorrect results. Otherwise, A and B marks are given for correct work only – differences in notation are of course permitted. A (accuracy) marks are not given for answers obtained from incorrect working. When A or B marks are awarded for work at an intermediate stage of a solution, there may be various alternatives that are equally acceptable. In such cases, what is acceptable will be detailed in the mark scheme. If this is not the case please, escalate the question to your Team Leader who will decide on a course of action with the Principal Examiner.
Sometimes the answer to one part of a question is used in a later part of the same question. In this case, A marks will often be ‘follow through’. In such cases you must ensure that you refer back to the answer of the previous part question even if this is not shown within the image zone. You may find it easier to mark follow through questions candidate-by-candidate rather than question-by-question.
- f Unless units are specifically requested, there is no penalty for wrong or missing units as long as the answer is numerically correct and expressed either in SI or in the units of the question. (e.g. lengths will be assumed to be in metres unless in a particular question all the lengths are in km, when this would be assumed to be the unspecified unit.) We are usually quite flexible about the accuracy to which the final answer is expressed; over-specification is usually only penalised where the scheme explicitly says so. When a value is given in the paper only accept an answer correct to at least as many significant figures as the given value. This rule should be applied to each case. When a value is not given in the paper accept any answer that agrees with the correct value to 2 s.f. Follow through should be used so that only one mark is lost for each distinct accuracy error, except for errors due to premature approximation which should be penalised only once in the examination.
- g Rules for replaced work: if a candidate attempts a question more than once, and indicates which attempt he/she wishes to be marked, then examiners should do as the candidate requests; if there are two or more attempts at a question which have not been crossed out, examiners should mark what appears to be the last (complete) attempt and ignore the others. NB Follow these maths-specific instructions rather than those in the assessor handbook.
- h For a genuine misreading (of numbers or symbols) which is such that the object and the difficulty of the question remain unaltered, mark according to the scheme but following through from the candidate’s data. A penalty is then applied; 1 mark is generally appropriate, though this may differ for some units. This is achieved by withholding one A mark in the question. Marks designated as cao may be awarded as long as there are no other errors. E marks are lost unless, by chance, the given results are established by equivalent working. ‘Fresh starts’ will not affect an earlier decision about a misread. Note that a miscopy of the candidate’s own working is not a misread but an accuracy error.
- i If a calculator is used, some answers may be obtained with little or no working visible. Allow full marks for correct answers (provided, of course, that there is nothing in the wording of the question specifying that analytical methods are required). Where an answer is wrong but there is some evidence of method, allow appropriate method marks. Wrong answers with no supporting method score zero. If in doubt, consult your Team Leader.
- j If in any case the scheme operates with considerable unfairness consult your Team Leader.

Question		Answer	Marks	AOs	Guidance
1		$\frac{1}{3}x^3$	B1	1.1	
		$-\frac{1}{x}$ oe	B1	1.1	
		$+c$	B1 [3]	1.1	
2	(a)	$\log_3 x^2 a$	B1 [1]	1.1	
2	(b)	$x^2 a = 3^2$ $x = [\pm] \frac{3}{\sqrt{a}}$ oe Disregard $x = -\frac{3}{\sqrt{a}}$ as x cannot be negative	M1 A1 A1 [3]	1.1 1.1 2.1	Must be clear that the negative root has been considered and disregarded

Question		Answer	Marks	AOs	Guidance
3		$\int_1^3 3x^{-\frac{3}{2}} dx$ $\left[-6x^{-\frac{1}{2}} \right]_1^3$ $\frac{-6}{\sqrt{3}} - \frac{-6}{\sqrt{1}}$ $\frac{-6}{\sqrt{3}} + 6$ $6 - 2\sqrt{3} \text{ AG}$	M1 A1 A1 M1 A1 [5]	1.1a 1.1 1.1 1.1 2.1	Attempt to integrate (ignore missing limits) Correct integration Correct limits seen at some point Substitution of limits (condone one error) Correct intermediate step using surds which follows from the substitution of limits and is not identical to given answer and completion Do not award any A-marks if M0 is given Given answer must be seen to score A1
4	(a)	$1 - 0.51^2$ $= 0.7399$	M1 A1 [2]	3.1b 1.1	Accept 0.74 or 0.740
4	(b)	$1 - 0.49^2 - 0.38^2 - 0.1^2 - 0.03^2$ $= 0.6046$	M1 M1 A1 [3]	3.1b 1.1 1.1	For squaring probabilities OR products of pairs For complementary event OR doubling products of pairs $2 \times (0.1862 + 0.049 + 0.0147 + 0.038 + 0.0114 + 0.003)$

Question		Answer	Marks	AOs	Guidance
5	(a)	$\cos A = \frac{100^2 + 120^2 - 135^2}{2 \times 100 \times 120}$	M1	3.1a	$\cos B = \frac{100^2 + 135^2 - 120^2}{2 \times 100 \times 135}$ OR $\cos C = \frac{120^2 + 135^2 - 100^2}{2 \times 120 \times 135}$
		$\cos A = 0.2572916\dots$	A1	1.1	$\cos B = 0.512037\dots$ OR $\cos C = 0.698302\dots$
		$[A =] 75.09058\dots$	A1	1.1	(may be implied) $B = 59.200\dots$ OR $C = 45.7090\dots$
		$\text{Area} = \frac{1}{2} \times 100 \times 120 \times \sin(\text{their } A)$	M1	3.1a	$\text{Area} = \frac{1}{2} \times 100 \times 135 \times \sin(\text{their } B)$ OR $\frac{1}{2} \times 120 \times 135 \times \sin(\text{their } C)$
		5800 [m ²]	A1	1.1	Accept answers to greater degree of accuracy
			[5]		
5	(b)	E.g. The sides might only be to the nearest 5 metres so the possible areas cover quite a big range E.g. The sides are no more accurate than to the nearest metre, so could be half a metre out. Taking half a metre off each side would lose more than 1 m ² of area	B1	3.2b	Correct explanation
			[1]		

Question		Answer	Marks	AOs	Guidance
6	(a)		<p>B1</p> <p>B1</p> <p>[2]</p>	<p>1.1a</p> <p>1.1</p>	<p>Correct shape and symmetry for cosine graph.</p> <p>Correct maximum and minimum values</p>
6	(b)	<p>DR</p> $2\cos\theta = 3\sin^2\theta$ $2\cos\theta = 3(1 - \cos^2\theta)$ $3\cos^2\theta + 2\cos\theta - 3 = 0$ $\cos\theta = \frac{-1 + \sqrt{10}}{3}$ $\theta = 43.9^\circ, 316.1^\circ$ $\cos\theta = \frac{-1 - \sqrt{10}}{3} < -1 \text{ gives no solution}$	<p>B1</p> <p>M1</p> <p>M1</p> <p>A1</p> <p>A1</p> <p>A1</p> <p>[6]</p>	<p>1.2</p> <p>3.1a</p> <p>1.1</p> <p>1.1</p> <p>1.1</p> <p>2.4</p>	<p>Correct use of identity must be seen</p> <p>Rearranging to zero must be seen, condone one error</p> <p>Solve quadratic</p> <p>Or state that graph in part (i) only shows two solutions</p>

Question		Answer	Marks	AOs	Guidance
7	(a)	Allocate numbers 001 to 200 to the trees Choose 10 (3 digit) random numbers	B1 B1 [2]	1.2 2.4	e.g. use calculator to get 10 different random numbers
7	(b)	Mean = 27.61kg SD = 4.04 kg (3sf)	B1 B1 [2]	1.1 1.1	BC BC
7	(c)	Upper limit = $27.61 + 2 \times 4.04 = 35.69$ So the value of 38.1 is an outlier This value should be investigated to check if it is genuine. If so, it should not be removed from the data	M1 A1 B1 [3]	1.1 1.1 2.2b	For mean + $2 \times \text{sd}$ OR $\text{UQ} + 1.5 \text{ IQR} = 28.3 + 1.5 \times 3.2 = 33.1$ OR e.g. If the value is not representative of the other 199 trees because e.g. this tree is a different type it should be ignored

Question			Answer	Marks	AOs	Guidance
8	(a)		$-0.03e^{-0.03t}$	B1 [1]	1.2	
8	(b)		Decreasing function because $e^{-0.03t}$ is positive [for all values of t] so the gradient is negative.	B1 [1]	2.2a	Explanation may include a sketch graph of the function $70e^{-0.03t}$ but it must be clear that the graph is of the function and the answer must clearly refer to the gradient of the function and not the trend in the data
8	(c)	(i)	70	B1 [1]	1.1	
8	(c)	(ii)	38.[4168...]	B1 [1]	1.1	
8	(d)		Data values decreasing so decreasing function is suitable At $t = 0$, calculated $D = 70$ and this matches the data At $t = 20$, data value is 40 which is not exact but close	B1 B1 B1 [3]	3.5a 3.5a 3.5b	

Question			Answer	Marks	AOs	Guidance
9	(a)		<p>E.g. There is a greater spread of birth rates for countries in sub-Saharan African than for countries in the Caribbean</p> <p>E.g. The range for countries in Africa is greater than for countries in East and South East Asia but this could be caused by outliers as the IQRs are similar</p> <p>E.g. sub-Saharan Africa has a mixture of economically rich and poor countries resulting in a large IQR</p> <p>E.g. Countries in East and South East Asia tend to have higher life expectancy than countries in sub-Saharan Africa so their populations are older, on average, and have lower birth rates</p>	<p>B1, B1, B1</p> <p>[3]</p>	<p>2.2b 2.2b 2.2b</p>	<p>B1 Correct relevant comment that can be inferred from the source material</p> <p>B1 Distinct correct relevant comment that can be inferred from the source material</p> <p>B1 Third distinct relevant comment that can be inferred from the source material (this mark is only available if the candidate's comments include reference to both features of the LDS and fig 9.1)</p>
9	(b)	(i)	<p>E.g. The calculation doesn't use the populations as weights</p> <p>E.g. Does not take the populations into account</p>	<p>B1</p> <p>[1]</p>	<p>2.3</p>	
9	(b)	(ii)	<p>E.g. Lower because Australia has the highest population but the lowest birth rate oe</p> <p>E.g. answer given is too high as too much weight is given to Papua New Guinea</p>	<p>B1</p> <p>[1]</p>	<p>2.2a</p>	

Question		Answer	Marks	AOs	Guidance	
9	(c)	[weak] negative	B1 [1]	1.2		
9	(d)	E.g. Correlation/association does not imply causality E.g. Some countries with low birth rates have quite low physician density E.g. Some countries with low physician density have quite low birth rates E.g. Data do not show what happens after an increase in physicians Therefore it is not possible to be certain	B1 [1]	2.3		

Question			Answer	Marks	AOs	Guidance	
10	(a)	(i)	$X \sim B(30, 0.92)$, $P(X = 28)$ $= 0.2696$	B1 B1 [2]	3.3 1.1	BC	
10	(a)	(ii)	$P(X > 27) = 1 - 0.4346$ oe $= 0.5654$	M1 A1 [2]	1.1 1.1	BC	OR for sum of at least two correct probabilities from $0.2696 + {}_{30}C_{29} \times 0.92^{29} \times 0.08^1 + 0.92^{30}$
10	(b)		Let p = probability that a train arrives on time $H_0: p = 0.92$ $H_1: p < 0.92$ Let $X \sim B(18, 0.92)$ $P(X \leq 13) = 0.0116$ [$> 1\%$] $P(X \leq 12) = 0.0021$ [$< 1\%$] The critical region is $X \leq 12$	B1 B1 M1 M1 A1 [5]	2.5 1.1 1.1 1.1 2.2a	For definition of p For H_0 and H_1 For probability $P(X \leq \text{any whole number value } 1 \text{ to } 18)$, Both $P(X \leq 13)$ and $P(X \leq 12)$ For correct critical region stated	Allow FT from $H_1: p < 0.92$ OR $H_1: p \neq 0.92$

Question		Answer	Marks	AOs	Guidance
11		<p>DR</p> $[y = k](x+1)^2(x-2)$ <p>Substitute (0, -3) or (1, -6)</p> $[y = \frac{3}{2}](x+1)^2(x-2)$ $[y = \frac{3}{2}x^3 - \frac{9}{2}x - 3]$ <p>gradient of tangent is $\frac{dy}{dx} = \frac{3}{2}(3x^2 - 3)$</p> <p>$t^2 = (-t)^2$ therefore the gradients are equal and the tangents are parallel</p>	<p>M1*</p> <p>M1*</p> <p>A1dep</p> <p>M1*</p> <p>A1dep</p> <p>A1</p> <p>[6]</p>	<p>3.1a</p> <p>3.1a</p> <p>1.1</p> <p>1.1</p> <p>2.1</p> <p>2.2a</p>	<p>FT their $f(x)$ even if the gradient property does not hold for it</p> <p>Not just “the gradient is the same for $-t$”. Allow FT from their $f(x)$ if the gradient property holds</p>
12		<p>$\arcsin x = \theta$</p> <p>$\Rightarrow x = \sin \theta$</p> <p>$\arccos y = \theta \Rightarrow y = \cos \theta$</p> <p>$\sin^2 \theta + \cos^2 \theta = 1$</p> <p>$\Rightarrow x^2 + y^2 = 1$ AG</p>	<p>M1</p> <p>M1</p> <p>A1</p> <p>[3]</p>	<p>1.1</p> <p>1.1</p> <p>2.1</p>	

Question	AO1	AO2	AO3(PS)	AO3(M)	Total
1	3	0	0	0	3
2 a	1	0	0	0	1
2 b	2	1	0	0	3
3	4	1	0	0	5
4 a	1	0	1	0	2
4 b	2	0	1	0	3
5 a	3	0	2	0	5
5 b	0	0	1	0	1
6 a	2	0	0	0	2
6 b	4	1	1	0	6
7 a	1	1	0	0	2
7 b	2	0	0	0	2
7 c	2	1	0	0	3
8 a	1	0	0	0	1
8 b	0	1	0	0	1
8 c i	1	0	0	0	1
8 c ii	1	0	0	0	1
8 d	0	0	0	3	3
9 a	0	3	0	0	3
9 b i	0	1	0	0	1
9 b ii	0	1	0	0	1
9 c	1	0	0	0	1
9 d	0	1	0	0	1
10 a i	1	0	0	1	2
10 a ii	2	0	0	0	2
10 b	3	2	0	0	5
11	2	2	2	0	6
12	2	1	0	0	3
Totals	41	17	8	4	70

Summary of Updates

Date	Version	Change
October 2018	2	We've reviewed the look and feel of our papers through text, tone, language, images and formatting. For more information please see our assessment principles in our "Exploring our question papers" brochures on our website.
May 2022	5.3	Copyright acknowledgements updated.
January 2025	6.0	From 2025 E1/G1 marks will be annotated using M1, A1, or B1. The previous E1/G1 annotation awarding criteria has always existed as a sub-section within M (method), A (accuracy), or B (independent). Removal of E1/G1 annotation will increase marking consistency and teacher comprehension of our approach to marking.

AS Level Mathematics B (MEI)

H630/02 Pure Mathematics and Statistics

Printed Answer Booklet

Date – Morning/Afternoon

Time allowed: 1 hour 30 minutes

You must have:

- Question Paper H630/02 (inserted)

You may use:

- a scientific or graphical calculator



First name

Last name

Centre
number

--	--	--	--	--

Candidate
number

--	--	--	--	--

INSTRUCTIONS

- The Question Paper will be found inside the Printed Answer Booklet.
- Use black ink. HB pencil may be used for graphs and diagrams only.
- Complete the boxes provided on the Printed Answer Booklet with your name, centre number and candidate number.
- Answer **all** the questions.
- **Write your answer to each question in the space provided in the Printed Answer Booklet.** Additional paper may be used if necessary but you must clearly show your candidate number, centre number and question number(s).
- Do **not** write in the bar codes.
- You are permitted to use a scientific or graphical calculator in this paper.
- Final answers should be given to a degree of accuracy appropriate to the context.

INFORMATION

- You are advised that an answer may receive **no marks** unless you show sufficient detail of the working to indicate that a correct method is used. You should communicate your method with correct reasoning.
- The Printed Answer Booklet consists of **12** pages. The Question Paper consists of **8** pages.

1	
2 (i)	
2 (ii)	

4 (ii)	
5 (i)	
	5 (ii)

6 (ii) (continued)	
7 (i)	
7 (ii)	
7 (iii)	

8 (i)	
8 (ii)	
8 (iii) (A)	
8 (iii) (B)	
8 (iv)	

9 (i)	
9 (ii) (A)	
9 (ii) (B)	
9 (iii)	
9 (iv)	

10 (i) (A)	
10 (i) (B)	

PLEASE DO NOT WRITE IN THIS SPACE

12	

Copyright Information:

OCR is committed to seeking permission to reproduce all third-party content that it uses in the assessment materials. OCR has attempted to identify and contact all copyright holders whose work is used in this paper. To avoid the issue of disclosure of answer-related information to candidates, all copyright acknowledgements are reproduced in the OCR Copyright Acknowledgements booklet. This is produced for each series of examinations and is freely available to download from our public website (www.ocr.org.uk) after the live examination series.

If OCR has unwittingly failed to correctly acknowledge or clear any third-party content in this assessment material, OCR will be happy to correct its mistake at the earliest possible opportunity.

For queries or further information please contact the Copyright Team, First Floor, 9 Hills Road, Cambridge CB2 1GE.

OCR is part of the Cambridge Assessment Group; Cambridge Assessment is the brand name of University of Cambridge Local Examinations Syndicate (UCLES), which is itself a department of the University of Cambridge.