

Thursday 14 May 2015 – Morning

**GCSE TWENTY FIRST CENTURY SCIENCE
CHEMISTRY A/SCIENCE A**

A171/02 Modules C1 C2 C3 (Higher Tier)


Candidates answer on the Question Paper.
A calculator may be used for this paper.

OCR supplied materials:
None

Other materials required:

- Pencil
- Ruler (cm/mm)

Duration: 1 hour



Candidate forename		Candidate surname	
-----------------------	--	----------------------	--

Centre number						Candidate number				
---------------	--	--	--	--	--	------------------	--	--	--	--

INSTRUCTIONS TO CANDIDATES

- Write your name, centre number and candidate number in the boxes above. Please write clearly and in capital letters.
- Use black ink. HB pencil may be used for graphs and diagrams only.
- Answer **all** the questions.
- Read each question carefully. Make sure you know what you have to do before starting your answer.
- Write your answer to each question in the space provided. Additional paper may be used if necessary but you must clearly show your candidate number, centre number and question number(s).
- Do **not** write in the bar codes.

INFORMATION FOR CANDIDATES

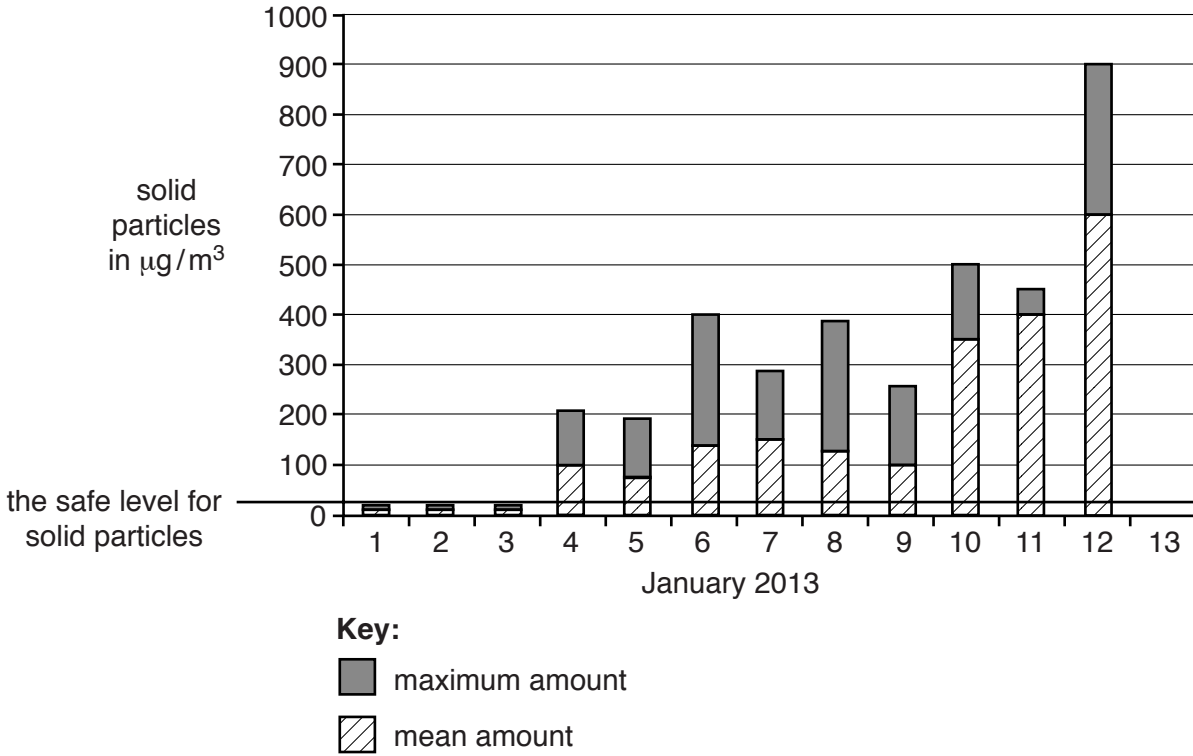
- The quality of written communication is assessed in questions marked with a pencil (✎).
- The Periodic Table is printed on the back page.
- The number of marks is given in brackets [] at the end of each question or part question.
- The total number of marks for this paper is **60**.
- This document consists of **16** pages. Any blank pages are indicated.

Answer **all** the questions.

1 Beijing is a city in China where there are many coal-fired power stations.

Coal-fired power stations pollute the air with solid particles.

(a) The chart shows pollution from solid particles in Beijing for the first 12 days of January 2013.



The safe level for solid particles is a daily average of $25 \mu\text{g}/\text{m}^3$.

An emergency health warning is triggered when the level of solid particles is greater than $300 \mu\text{g}/\text{m}^3$.

(i) Use this information and the chart to find out if these statements are **true** or **false** over these 12 days.

Put ticks (✓) in the correct boxes.

	True	False
There are 3 days when the solid particles are below the safe level.		
The maximum pollution shown on the chart is 36 times the safe level.		
The mean is always more than half the maximum on any day.		
The level of solid particles triggers an emergency health warning on 6 days.		

[2]

(ii) The table shows solid particles in six samples of air taken on 13th January.

Solid particles in $\mu\text{g}/\text{m}^3$	150	200	250	500	400	300
---	-----	-----	-----	-----	-----	-----

What is the mean of this data?
Show your working.

..... [1]

(iii) Use data in the table and your answer to (ii) to complete the chart on the **opposite page**.

Show **maximum** and **mean** solid particles for 13th January. [2]

(iv) Joe and Tanya look at the chart on the opposite page.
Joe says the chart shows pollution in Beijing is increasing.
Tanya says that the chart does not give enough evidence for this conclusion.

Explain why both Joe and Tanya could be correct.

.....
.....
.....
..... [3]

(b) Which of these statements explains why solid carbon particles may be made when coal burns?

Put ticks (✓) in the boxes next to the **two** correct answers.

Sulfur in the coal reacts with carbon.

Coal is mainly carbon atoms.

Coal is made up of carbon and hydrogen atoms.

There is not enough oxygen for all the carbon to react.

Carbon dioxide is reduced by nitrogen in the air.

The hydrogen atoms react more slowly than the carbon atoms.

[2]

[Total: 10]

Turn over

3 Nitrogen dioxide is an air pollutant.

(a) Here are some statements about how cars make nitrogen dioxide.
Not all the statements are correct.

- A** Nitrogen from the fuel reacts with oxygen in the air.
- B** Nitrogen and oxygen from the air react together.
- C** Fuel burning in the engine gives high temperatures.
- D** Nitrogen oxide is oxidised in the air.
- E** Nitrogen dioxide is reduced by carbon monoxide.
- F** Nitrogen oxide is made.
- G** Nitrogen dioxide is made.

Choose the **five** correct statements from **A, B, C, D, E, F** and **G**.

Put these in the correct order in the boxes. One has been done for you.

				G
--	--	--	--	----------

[3]

(b) Nitrogen dioxide does not stay in the air.

How is nitrogen dioxide removed from the air?

Put a tick (✓) in the box next to the correct answer.

It is used by plants to make nitrogen.

It is oxidised to nitrogen in catalytic converters.

It reacts with carbon deposited on surfaces.

It reacts with water and oxygen.

[1]

[Total: 4]

- 4 Tennis balls used in competitions must have a similar bounce. The balls are dropped onto concrete and the height of the bounce is measured.

(a) Why must the tennis balls be dropped onto the same surface?

Put a tick(✓) in the box next to the correct answer.

Tennis courts are made of different materials.

Changing the surface affects the outcome.

So that the bounce height can be measured accurately.

So that the balls do not bounce too high.

[1]

- (b) Ben needs 120 tennis balls for a local competition. He measures the bounce of 100 tennis balls. This is what he finds.

Height of bounce	Number of tennis balls
up to 130 cm	4
131 to 135 cm	16
136 to 140 cm	52
141 to 145 cm	28
146 to 150 cm	0
greater than 150 cm	0

For the competition the bounce range must be between 136 cm and 145 cm.

- (i) How many tennis balls would you expect Ben to check before he has 120 suitable for the competition?

..... [2]

- (ii) Josie watches Ben test the tennis balls.
 Josie says he should test each tennis ball more than once.
 Is she right? Explain why.

.....
 [1]

- (c) The polymer used to make tennis balls has been modified.
 It reacts with sulfur to form cross-links.
 Plasticisers are added.

How do these modifications affect the properties of the polymer?

Complete the table. Choose from these words.

decreases
increases
stays the same

	Hardness	Melting point	Stiffness
Cross-linking			
Adding a plasticiser			

[2]

[Total: 6]

Turn over for the next question

(b) In countries where there is no chemical industry, ropes are made from plant material. Suggest reasons why plant material, and not synthetic material, is used to make ropes.

.....
.....
.....
..... [2]

[Total: 8]

Turn over for the next question

- 6 This is a question about crude oil.
Crude oil is separated by fractional distillation.
This is possible because the compounds in crude oil boil at different temperatures.

(a) These sentences are about what happens in fractional distillation.

Which **two** sentences explain why the compounds in crude oil boil at **different** temperatures?

Put ticks (✓) in the boxes next to the **two** correct answers.

Energy is needed to break the molecules.

Energy is needed to heat each compound to its boiling point.

Gas molecules have stronger forces between them than liquid molecules.

Larger molecules have larger forces between them.

More energy is needed to overcome strong forces than weak ones.

The forces between atoms in a molecule depend on the size of that molecule.

[2]

(b) The fractions from crude oil have many **uses**.

Name **two** uses of fractions from crude oil.

1)


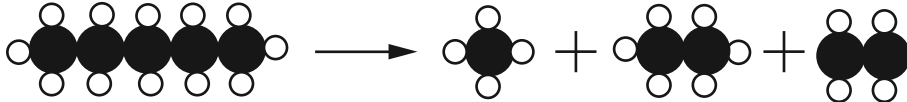
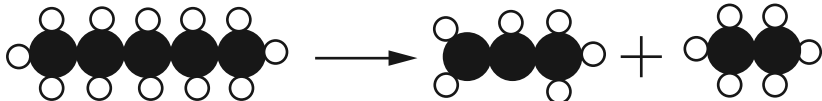

2)

[2]

- (c) Pentane is a hydrocarbon found in crude oil.
Pentane can be broken up in a refinery.

The diagrams represent the rearrangement of atoms when pentane is broken up.
Only **one** of them is correct.

Put a tick (✓) in the box next to the correct diagram.

[1]

[Total: 5]

Turn over for the next question

7 The Food Standards Agency (FSA) wants us to eat less salt in our diet.

(a) Why should people eat less salt?

.....
.....
.....
..... [2]

(b) (i) Most breakfast cereals contain salt.
The table shows the salt content of four brands of breakfast cereals, **A**, **B**, **C** and **D** in 2005 and 2013.

Cereal	Salt content in g per 100 g	
	2005	2013
A	2.40	1.20
B	2.60	1.20
C	1.48	0.72
D	0.62	0.30

The Food Standards Agency (FSA) says that the salt in all breakfast cereals is at least 50% lower in 2013 than in 2005.

Use the data to show whether or not the FSA statement is correct for these cereals.

.....
..... [2]

(ii) What additional data would you need to increase your confidence that the FSA statement is true?

.....
.....
.....
..... [2]

(c) Researchers are developing nanoparticle salt.
Nanoparticle salt tastes 2000 times more salty than ordinary salt.

(i) How many grams of nanoparticle salt will be in 100 g of cereal **A** to give the same flavour as in 2013?

Put a ring around the correct answer.

2.4×10^{-3}

6.0×10^{-3}

6.0×10^{-4}

2.4×10^{-5}

6.0×10^{-5}

[1]

(ii) Some people think nanoparticle salt should replace normal salt.
Other people do not.

Use ideas of risk and benefit to explain why people do not agree about adding nanoparticle salt to food.

.....
.....
.....
..... [2]

[Total: 9]

Turn over for the next question

(b) How do continents such as Antarctica move over the surface of the Earth?

Put ticks (✓) in the boxes next to the **two** correct answers.

Sediment is laid down over millions of years.

Continents are parts of tectonic plates.

There are hot-water springs on the ocean floor where tectonic plates meet.

Earthquakes and volcanoes occur at the edges of tectonic plates.

Tectonic plates move.

[2]
[Total: 8]

9 Mercury has been used in the chemical industry for hundreds of years. Nowadays its use is strictly regulated because it is toxic.

(a) How do some toxic chemicals cause environmental and health problems?

.....
.....
.....
..... [2]

(b) Mercury was known to harm humans 150 years ago. It was widely used until very recently.

Suggest reasons why people continued to use mercury even though they knew it was harmful.

.....
.....
.....
..... [2]
[Total: 4]

END OF QUESTION PAPER



Copyright Information

OCR is committed to seeking permission to reproduce all third-party content that it uses in its assessment materials. OCR has attempted to identify and contact all copyright holders whose work is used in this paper. To avoid the issue of disclosure of answer-related information to candidates, all copyright acknowledgements are reproduced in the OCR Copyright Acknowledgements Booklet. This is produced for each series of examinations and is freely available to download from our public website (www.ocr.org.uk) after the live examination series.

If OCR has unwittingly failed to correctly acknowledge or clear any third-party content in this assessment material, OCR will be happy to correct its mistake at the earliest possible opportunity.

For queries or further information please contact the Copyright Team, First Floor, 9 Hills Road, Cambridge CB2 1GE.

OCR is part of the Cambridge Assessment Group; Cambridge Assessment is the brand name of University of Cambridge Local Examinations Syndicate (UCLES), which is itself a department of the University of Cambridge.

The Periodic Table of the Elements

	1	2	3	4	5	6	7	0										
	7 Li lithium 3	9 Be beryllium 4	11 Na sodium 11	12 Mg magnesium 12	13 Al aluminium 13	14 Si silicon 14	15 P phosphorus 15	16 S sulfur 16	17 Cl chlorine 17	18 Ar argon 18								
	19 K potassium 19	20 Ca calcium 20	23 V vanadium 23	24 Cr chromium 24	25 Mn manganese 25	26 Fe iron 26	27 Co cobalt 27	28 Ni nickel 28	29 Cu copper 29	30 Zn zinc 30	31 Ga gallium 31	32 Ge germanium 32	33 As arsenic 33	34 Se selenium 34	35 Br bromine 35	36 Kr krypton 36		
	37 Rb rubidium 37	38 Sr strontium 38	39 Y yttrium 39	40 Zr zirconium 40	41 Nb niobium 41	42 Mo molybdenum 42	43 Tc technetium [98]	44 Ru ruthenium 44	45 Rh rhodium 45	46 Pd palladium 46	47 Ag silver 47	48 Cd cadmium 48	49 In indium 49	50 Sn tin 50	51 Sb antimony 51	52 Te tellurium 52	53 I iodine 53	54 Xe xenon 54
	55 Cs caesium 55	56 Ba barium 56	57 La* lanthanum 57	72 Hf hafnium 72	73 Ta tantalum 73	74 W tungsten 74	75 Re rhenium 75	76 Os osmium 76	77 Ir iridium 77	78 Pt platinum 78	79 Au gold 79	80 Hg mercury 80	81 Tl thallium 81	82 Pb lead 82	83 Bi bismuth 83	84 Po polonium [209]	85 At astatine [210]	86 Rn radon [222]
	87 Fr francium 87	88 Ra radium 88	89 Ac* actinium 89	104 Rf rutherfordium [261]	105 Db dubnium [262]	106 Sg seaborgium [266]	107 Bh bohrium [264]	108 Hs hassium [277]	109 Mt meitnerium [268]	110 Ds darmstadtium [271]	111 Rg roentgenium [272]	Elements with atomic numbers 112-116 have been reported but not fully authenticated						

1	H
hydrogen	1

relative atomic mass
atomic symbol
name
atomic (proton) number

Key

* The lanthanoids (atomic numbers 58-71) and the actinoids (atomic numbers 90-103) have been omitted.

The relative atomic masses of copper and chlorine have not been rounded to the nearest whole number.