

Friday 12 June 2015 – Afternoon

GCSE ENVIRONMENTAL AND LAND-BASED SCIENCE

B681/02 Management of the Natural Environment (Higher Tier)

Candidates answer on the Question Paper.

OCR supplied materials:

None

Other materials required:

- Pencil
- Ruler (cm/mm)
- Calculator

Duration: 1 hour



Candidate forename		Candidate surname	
-----------------------	--	----------------------	--

Centre number						Candidate number				
---------------	--	--	--	--	--	------------------	--	--	--	--

INSTRUCTIONS TO CANDIDATES

- Write your name, centre number and candidate number in the boxes above. Please write clearly and in capital letters.
- Use black ink. HB pencil may be used for graphs and diagrams only.
- Answer **all** the questions.
- Read each question carefully. Make sure you know what you have to do before starting your answer.
- Write your answer to each question in the space provided. Additional paper may be used if necessary but you must clearly show your candidate number, centre number and question number(s).
- Do **not** write in the bar codes.

INFORMATION FOR CANDIDATES

- The quality of written communication is assessed in questions marked with a pencil (✎).
- The number of marks is given in brackets [] at the end of each question or part question.
- The total number of marks for this paper is **50**.
- This document consists of **16** pages. Any blank pages are indicated.

PLEASE DO NOT WRITE ON THIS PAGE

Answer **all** the questions.

1 There are many types of ecosystem in the UK.

Each ecosystem supports a different range of plants and animals.

Draw a straight line to match each **plant** to its correct **ecosystem**.

Plant	Ecosystem
buttercup	coniferous woodland
heather	deciduous woodland
oak	meadow
pine	moorland

[3]

[Total: 3]

2 Some farmers have land that has a lot of clay.

Arable farmers would need to adapt their farming activities because of this clay.

Explain why.

.....

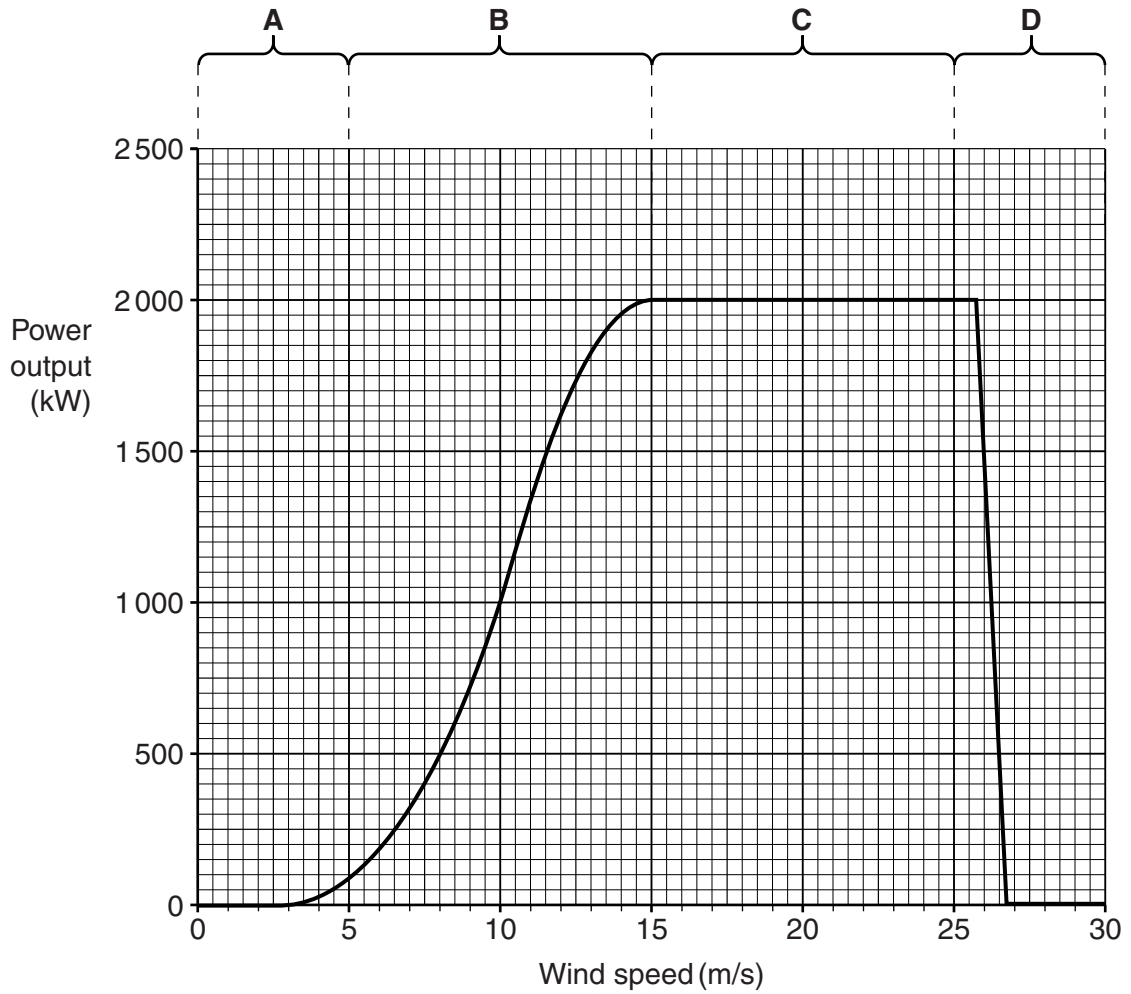
.....

..... [2]

[Total: 2]

3 Engineers measure the power produced by a wind turbine at different wind speeds.

The data has been included in a graph:



(a) Look at the graph.

Suggest reasons for the power output in:

Part A

.....

.....

Part B

.....

.....

Part C

.....
.....

Part D

.....
.....

[4]

(b)



The wind turbine is in a farmer's field.

The engineers calculate that in this location the mean wind speed is 10m/s.

Explain how this wind speed would affect the efficiency of the wind turbine.

.....
.....
..... [2]

[Total: 6]

Question 4 begins on page 6.

4 In the UK, cucumbers are usually grown in glasshouses.

Most farmers growing cucumbers use ICT to monitor, control and record the environmental conditions.

Which of the following is the main advantage of using ICT in the glasshouse for growing the cucumbers?

- A ensures the optimum growing conditions
- B limits the amount of water getting to the crop
- C produces cucumbers without seeds
- D reduces the number of pest attacks

Answer **A, B, C** or **D** [1]

[Total: 1]

6 Students studied the numbers of animals feeding on **one** oak tree.

The table shows their results.

Animal	Number	Food which each animal eats
Moth larvae	96	leaves from the oak tree
Wren	5	moth larvae
Vole	3	fruits from the oak tree
Hawk	1	blue tits and wrens
Blue tit	4	moth larvae
Ground beetle	5	moth larvae

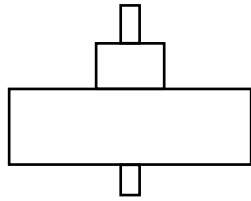
(a) Use the students' results to complete the table below.

Trophic level	Name(s) of organism(s)	Total number of organism(s)	Biomass (arbitrary units)
Tertiary consumers			15
Secondary consumers			132
Primary consumers			651
Producer		1	30254

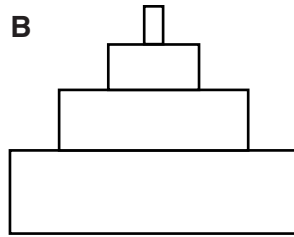
[4]

(b) Which of the following best represents the shape of the pyramid of biomass?

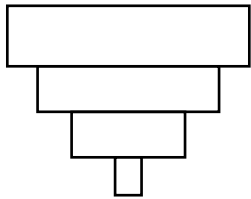
A



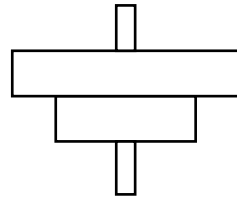
B



C



D



Answer **A, B, C** or **D** [1]

(c) The oak tree is situated on a local farm.

The farmer decides to use organic pest control instead of using chemical pesticides.

Explain how this might affect the numbers of animals on the oak tree in the short-term **and** in the long-term.

.....

.....

.....

.....

.....

.....

..... [4]

[Total: 9]

Question 7 begins on page 10.

7 Scientists have investigated the water quality in ponds across the UK.

Here are their results.

Country	Mean pH	pH range recorded	Mean nitrate levels (mg/l)	Mean phosphate levels (mg/l)
England	7.2	3.9–10.1	2.9	0.38
Northern Ireland	6.4	4.8–8.9	0.7	0.03
Scotland	5.7	3.6–9.1	1.2	0.02
Wales	6.7	4.3–9.0	0.6	0.20

(a) Look at the table.

(i) Which country shows the largest pH range?

Answer [1]

(ii) Suggest reasons for this variation in pH.

.....

 [2]

(b) Use the data to suggest which country has the best water quality in its ponds for supporting biodiversity.

Explain your answer.

.....

 [2]

(c) The government wants to enforce the legislation relating to 'nitrate vulnerable' zones.

In which country would this legislation have the greatest impact?

What would a farmer need to do to comply with the legislation?

.....

.....

.....

.....

.....

.....

..... [3]

[Total: 8]

Question 8 begins on page 12.

10 Clover is a legume that is often used by farmers as part of a rotation to improve the soil.

Bacteria in the roots of the clover form a symbiotic relationship with the clover. The clover and the bacteria benefit from the relationship.

(a) How do the clover and the bacteria both benefit from this symbiotic relationship?

.....
.....
.....
..... [2]

(b) Which of the following is the **main benefit** of crop rotation?

- A allows the farmer to use the wide range of machinery they own
- B assists in pest and disease control
- C gives additional employment in the area
- D gives the farmer variety in the crops they grow

Answer **A, B, C** or **D** [1]

[Total: 3]

END OF QUESTION PAPER

15
BLANK PAGE

PLEASE DO NOT WRITE ON THIS PAGE

PLEASE DO NOT WRITE ON THIS PAGE



Copyright Information

OCR is committed to seeking permission to reproduce all third-party content that it uses in its assessment materials. OCR has attempted to identify and contact all copyright holders whose work is used in this paper. To avoid the issue of disclosure of answer-related information to candidates, all copyright acknowledgements are reproduced in the OCR Copyright Acknowledgements Booklet. This is produced for each series of examinations and is freely available to download from our public website (www.ocr.org.uk) after the live examination series.

If OCR has unwittingly failed to correctly acknowledge or clear any third-party content in this assessment material, OCR will be happy to correct its mistake at the earliest possible opportunity.

For queries or further information please contact the Copyright Team, First Floor, 9 Hills Road, Cambridge CB2 1GE.

OCR is part of the Cambridge Assessment Group; Cambridge Assessment is the brand name of University of Cambridge Local Examinations Syndicate (UCLES), which is itself a department of the University of Cambridge.