

GCE

Mathematics (MEI)

Unit **4777**: Numerical Computation

Advanced GCE

Mark Scheme for June 2016

OCR (Oxford Cambridge and RSA) is a leading UK awarding body, providing a wide range of qualifications to meet the needs of candidates of all ages and abilities. OCR qualifications include AS/A Levels, Diplomas, GCSEs, Cambridge Nationals, Cambridge Technicals, Functional Skills, Key Skills, Entry Level qualifications, NVQs and vocational qualifications in areas such as IT, business, languages, teaching/training, administration and secretarial skills.

It is also responsible for developing new specifications to meet national requirements and the needs of students and teachers. OCR is a not-for-profit organisation; any surplus made is invested back into the establishment to help towards the development of qualifications and support, which keep pace with the changing needs of today's society.

This mark scheme is published as an aid to teachers and students, to indicate the requirements of the examination. It shows the basis on which marks were awarded by examiners. It does not indicate the details of the discussions which took place at an examiners' meeting before marking commenced.

All examiners are instructed that alternative correct answers and unexpected approaches in candidates' scripts must be given marks that fairly reflect the relevant knowledge and skills demonstrated.

Mark schemes should be read in conjunction with the published question papers and the report on the examination.

OCR will not enter into any discussion or correspondence in connection with this mark scheme.

© OCR 2016

Annotations and abbreviations

| Annotation in scoris | Meaning |
|---|--|
| BP | Blank Page – this annotation must be used on all blank pages within an answer booklet (structured or unstructured) and on each page of an additional object where there is no candidate response. |
| ✓ and ✖ | |
| BOD | Benefit of doubt |
| FT | Follow through |
| ISW | Ignore subsequent working |
| M0, M1 | Method mark awarded 0, 1 |
| A0, A1 | Accuracy mark awarded 0, 1 |
| B0, B1 | Independent mark awarded 0, 1 |
| SC | Special case |
| ^ | Omission sign |
| MR | Misread |
| Highlighting | |
| | |
| Other abbreviations in mark scheme | Meaning |
| E1 | Mark for explaining |
| U1 | Mark for correct units |
| G1 | Mark for a correct feature on a graph |
| M1 dep* | Method mark dependent on a previous mark, indicated by * |
| cao | Correct answer only |
| oe | Or equivalent |
| rot | Rounded or truncated |
| soi | Seen or implied |
| www | Without wrong working |
| | |
| | |

Subject-specific Marking Instructions for GCE Mathematics (MEI) Pure strand

- a Annotations should be used whenever appropriate during your marking.

The A, M and B annotations must be used on your standardisation scripts for responses that are not awarded either 0 or full marks. It is vital that you annotate standardisation scripts fully to show how the marks have been awarded.

For subsequent marking you must make it clear how you have arrived at the mark you have awarded.

- b An element of professional judgement is required in the marking of any written paper. Remember that the mark scheme is designed to assist in marking incorrect solutions. Correct *solutions* leading to correct answers are awarded full marks but work must not be judged on the answer alone, and answers that are given in the question, especially, must be validly obtained; key steps in the working must always be looked at and anything unfamiliar must be investigated thoroughly.

Correct but unfamiliar or unexpected methods are often signalled by a correct result following an *apparently* incorrect method. Such work must be carefully assessed. When a candidate adopts a method which does not correspond to the mark scheme, award marks according to the spirit of the basic scheme; if you are in any doubt whatsoever (especially if several marks or candidates are involved) you should contact your Team Leader.

- c The following types of marks are available.

M

A suitable method has been selected and *applied* in a manner which shows that the method is essentially understood. Method marks are not usually lost for numerical errors, algebraic slips or errors in units. However, it is not usually sufficient for a candidate just to indicate an intention of using some method or just to quote a formula; the formula or idea must be applied to the specific problem in hand, eg by substituting the relevant quantities into the formula. In some cases the nature of the errors allowed for the award of an M mark may be specified.

A

Accuracy mark, awarded for a correct answer or intermediate step correctly obtained. Accuracy marks cannot be given unless the associated Method mark is earned (or implied). Therefore M0 A1 cannot ever be awarded.

B

Mark for a correct result or statement independent of Method marks.

E

A given result is to be established or a result has to be explained. This usually requires more working or explanation than the establishment of an unknown result.

Unless otherwise indicated, marks once gained cannot subsequently be lost, eg wrong working following a correct form of answer is ignored.

Sometimes this is reinforced in the mark scheme by the abbreviation isw. However, this would not apply to a case where a candidate passes through the correct answer as part of a wrong argument.

- d When a part of a question has two or more 'method' steps, the M marks are in principle independent unless the scheme specifically says otherwise; and similarly where there are several B marks allocated. (The notation 'dep *' is used to indicate that a particular mark is dependent on an earlier, asterisked, mark in the scheme.) Of course, in practice it may happen that when a candidate has once gone wrong in a part of a question, the work from there on is worthless so that no more marks can sensibly be given. On the other hand, when two or more steps are successfully run together by the candidate, the earlier marks are implied and full credit must be given.
- e The abbreviation ft implies that the A or B mark indicated is allowed for work correctly following on from previously incorrect results. Otherwise, A and B marks are given for correct work only — differences in notation are of course permitted. A (accuracy) marks are not given for answers obtained from incorrect working. When A or B marks are awarded for work at an intermediate stage of a solution, there may be various alternatives that are equally acceptable. In such cases, exactly what is acceptable will be detailed in the mark scheme rationale. If this is not the case please consult your Team Leader.

Sometimes the answer to one part of a question is used in a later part of the same question. In this case, A marks will often be 'follow through'. In such cases you must ensure that you refer back to the answer of the previous part question even if this is not shown within the image zone. You may find it easier to mark follow through questions candidate-by-candidate rather than question-by-question.

- f Wrong or missing units in an answer should not lead to the loss of a mark unless the scheme specifically indicates otherwise. Candidates are expected to give numerical answers to an appropriate degree of accuracy, with 3 significant figures often being the norm. Small variations in the degree of accuracy to which an answer is given (e.g. 2 or 4 significant figures where 3 is expected) should not normally be penalised, while answers which are grossly over- or under-specified should normally result in the loss of a mark. The situation regarding any particular cases where the accuracy of the answer may be a marking issue should be detailed in the mark scheme rationale. If in doubt, contact your Team Leader.

- g Rules for replaced work

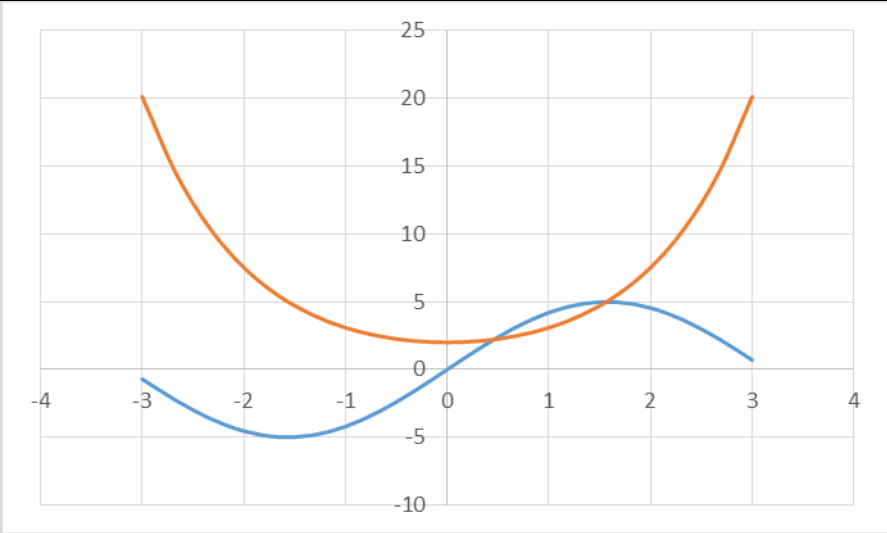
If a candidate attempts a question more than once, and indicates which attempt he/she wishes to be marked, then examiners should do as the candidate requests.

If there are two or more attempts at a question which have not been crossed out, examiners should mark what appears to be the last (complete) attempt and ignore the others.

NB Follow these maths-specific instructions rather than those in the assessor handbook.

- h For a *genuine* misreading (of numbers or symbols) which is such that the object and the difficulty of the question remain unaltered, mark according to the scheme but following through from the candidate's data. A penalty is then applied; 1 mark is generally appropriate, though this may differ for some units. This is achieved by withholding one A mark in the question.

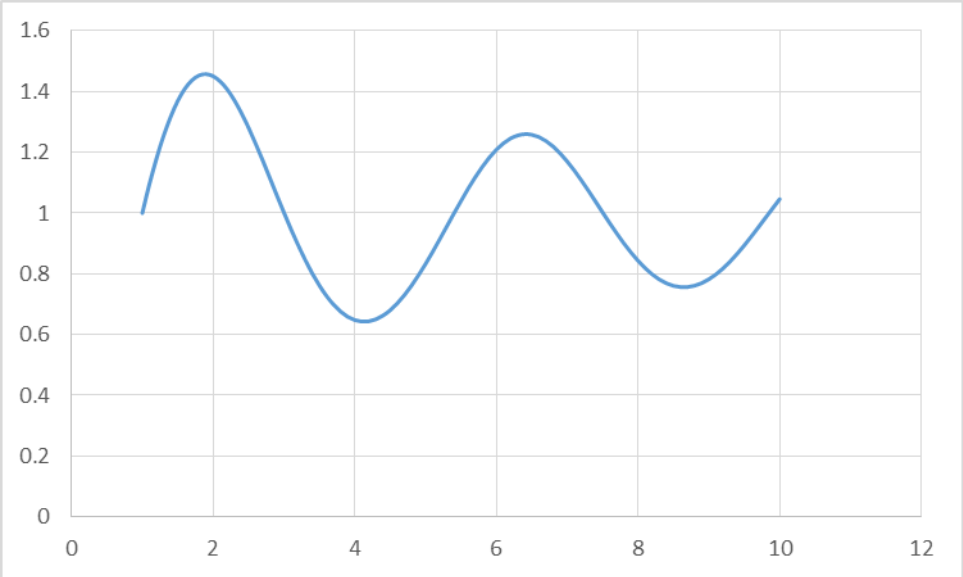
Note that a miscopy of the candidate's own working is not a misread but an accuracy error.

| Question | | Answer | Marks | Guidance |
|----------|------|--|---------------------------|------------------------------------|
| 1 | (i) | Write equations for x_1 and x_2 . Correct algebra to obtain α and k | M1 A1 A1 [3] | |
| | (ii) |  <p>Convincing explanation (e.g. one curve rises the other is bounded)</p> | G2 G1 E1 [4] | One graph correct And the other |

| Question | | Answer | Marks | Guidance | | | | | | | | | | | | | | | | | | | | | | | | | | | | | | | | | | | | | | | | | | | | | | | | | | | | | | | | | | | | | | | | | | | | | | | | | | | | | | | | | | | | | | | | | | | |
|------------|----------|---|----------|----------|--|-----|--|--|--|----------|----------|----------|--|--|--|----------|----------|----------|--|--|------------|----------|--|----------|--|--|--|----------|----------|----------|--|--|--|----------|----------|----------|--|--|------------|----------|--|----------|--|--|--|---------|----------|----------|--|--|--|----------|--------|----------|--|--|------------|----------|--|---------|--|--|--|---|----------|--|--|--|--|----------|---------|----------|--|--|------------|----------|--|--|--|--|--|----------|----------|--|--|--|--|----------|----------|---------|--|--|--|--|--|
| | (iii) | Roots at about 0.5 and 1.5 Iteration beginning at 1.5: iteration beginning at 0.5 <table style="width: 100%; border-collapse: collapse;"> <tr> <td style="width: 20%;"></td> <td style="width: 20%; text-align: center;">1.5</td> <td style="width: 20%;"></td> <td style="width: 20%; text-align: center;">0.5</td> <td style="width: 20%;"></td> <td style="width: 20%;"></td> </tr> <tr> <td></td> <td style="text-align: center;">1.56116</td> <td></td> <td style="text-align: center;">0.582549</td> <td></td> <td></td> </tr> <tr> <td></td> <td style="text-align: center;">1.566504</td> <td></td> <td style="text-align: center;">0.784951</td> <td></td> <td></td> </tr> <tr> <td></td> <td style="text-align: center;">1.566777</td> <td></td> <td style="text-align: center;">1.124218</td> <td></td> <td></td> </tr> <tr> <td></td> <td style="text-align: center;">1.56679</td> <td></td> <td style="text-align: center;">1.431446</td> <td></td> <td></td> </tr> <tr> <td></td> <td style="text-align: center;">1.56679</td> <td></td> <td style="text-align: center;">1.550233</td> <td></td> <td></td> </tr> <tr> <td></td> <td style="text-align: center;">1.56679</td> <td></td> <td style="text-align: center;">1.565851</td> <td></td> <td></td> </tr> <tr> <td></td> <td style="text-align: center;">1.56679</td> <td></td> <td style="text-align: center;">1.566745</td> <td></td> <td></td> </tr> <tr> <td></td> <td style="text-align: center;">1.56679</td> <td></td> <td style="text-align: center;">1.566788</td> <td></td> <td></td> </tr> <tr> <td></td> <td style="text-align: center;">1.56679</td> <td></td> <td style="text-align: center;">1.56679</td> <td></td> <td></td> </tr> </table> | | 1.5 | | 0.5 | | | | 1.56116 | | 0.582549 | | | | 1.566504 | | 0.784951 | | | | 1.566777 | | 1.124218 | | | | 1.56679 | | 1.431446 | | | | 1.56679 | | 1.550233 | | | | 1.56679 | | 1.565851 | | | | 1.56679 | | 1.566745 | | | | 1.56679 | | 1.566788 | | | | 1.56679 | | 1.56679 | | | B1 M2 A1 A1 E1 | Setting up a correct spreadsheet First iteration Second iteration | | | | | | | | | | | | | | | | | | | | | | | | | | | | | | | |
| | 1.5 | | 0.5 | | | | | | | | | | | | | | | | | | | | | | | | | | | | | | | | | | | | | | | | | | | | | | | | | | | | | | | | | | | | | | | | | | | | | | | | | | | | | | | | | | | | | | | | | | | | |
| | 1.56116 | | 0.582549 | | | | | | | | | | | | | | | | | | | | | | | | | | | | | | | | | | | | | | | | | | | | | | | | | | | | | | | | | | | | | | | | | | | | | | | | | | | | | | | | | | | | | | | | | | | | |
| | 1.566504 | | 0.784951 | | | | | | | | | | | | | | | | | | | | | | | | | | | | | | | | | | | | | | | | | | | | | | | | | | | | | | | | | | | | | | | | | | | | | | | | | | | | | | | | | | | | | | | | | | | | |
| | 1.566777 | | 1.124218 | | | | | | | | | | | | | | | | | | | | | | | | | | | | | | | | | | | | | | | | | | | | | | | | | | | | | | | | | | | | | | | | | | | | | | | | | | | | | | | | | | | | | | | | | | | | |
| | 1.56679 | | 1.431446 | | | | | | | | | | | | | | | | | | | | | | | | | | | | | | | | | | | | | | | | | | | | | | | | | | | | | | | | | | | | | | | | | | | | | | | | | | | | | | | | | | | | | | | | | | | | |
| | 1.56679 | | 1.550233 | | | | | | | | | | | | | | | | | | | | | | | | | | | | | | | | | | | | | | | | | | | | | | | | | | | | | | | | | | | | | | | | | | | | | | | | | | | | | | | | | | | | | | | | | | | | |
| | 1.56679 | | 1.565851 | | | | | | | | | | | | | | | | | | | | | | | | | | | | | | | | | | | | | | | | | | | | | | | | | | | | | | | | | | | | | | | | | | | | | | | | | | | | | | | | | | | | | | | | | | | | |
| | 1.56679 | | 1.566745 | | | | | | | | | | | | | | | | | | | | | | | | | | | | | | | | | | | | | | | | | | | | | | | | | | | | | | | | | | | | | | | | | | | | | | | | | | | | | | | | | | | | | | | | | | | | |
| | 1.56679 | | 1.566788 | | | | | | | | | | | | | | | | | | | | | | | | | | | | | | | | | | | | | | | | | | | | | | | | | | | | | | | | | | | | | | | | | | | | | | | | | | | | | | | | | | | | | | | | | | | | |
| | 1.56679 | | 1.56679 | | | | | | | | | | | | | | | | | | | | | | | | | | | | | | | | | | | | | | | | | | | | | | | | | | | | | | | | | | | | | | | | | | | | | | | | | | | | | | | | | | | | | | | | | | | | |
| | | Sensible explanation New iteration: <table style="width: 100%; border-collapse: collapse;"> <tr> <td style="width: 20%;"></td> <td style="width: 20%; text-align: center;">0.5</td> <td style="width: 20%;"></td> <td style="width: 20%; text-align: center;">k</td> <td style="width: 20%;"></td> <td style="width: 20%;"></td> </tr> <tr> <td></td> <td style="text-align: center;">0.582549</td> <td style="text-align: center;">0.082549</td> <td></td> <td></td> <td></td> </tr> <tr> <td></td> <td style="text-align: center;">0.784951</td> <td style="text-align: center;">0.202402</td> <td style="text-align: center;">2.451894</td> <td></td> <td></td> </tr> <tr> <td style="text-align: right;">$\alpha =$</td> <td style="text-align: center;">0.443144</td> <td></td> <td></td> <td></td> <td></td> </tr> <tr> <td></td> <td style="text-align: center;">0.406727</td> <td style="text-align: center;">-0.03642</td> <td></td> <td></td> <td></td> </tr> <tr> <td></td> <td style="text-align: center;">0.271706</td> <td style="text-align: center;">-0.13502</td> <td style="text-align: center;">3.707646</td> <td></td> <td></td> </tr> <tr> <td style="text-align: right;">$\alpha =$</td> <td style="text-align: center;">0.456594</td> <td></td> <td></td> <td></td> <td></td> </tr> <tr> <td></td> <td style="text-align: center;">0.45173</td> <td style="text-align: center;">-0.00486</td> <td></td> <td></td> <td></td> </tr> <tr> <td></td> <td style="text-align: center;">0.435728</td> <td style="text-align: center;">-0.016</td> <td style="text-align: center;">3.290369</td> <td></td> <td></td> </tr> <tr> <td style="text-align: right;">$\alpha =$</td> <td style="text-align: center;">0.458717</td> <td></td> <td></td> <td></td> <td></td> </tr> <tr> <td></td> <td style="text-align: center;">0.458624</td> <td style="text-align: center;">-9.3E-05</td> <td></td> <td></td> <td></td> </tr> <tr> <td></td> <td style="text-align: center;">0.458324</td> <td style="text-align: center;">-0.0003</td> <td style="text-align: center;">3.234158</td> <td></td> <td></td> </tr> <tr> <td style="text-align: right;">$\alpha =$</td> <td style="text-align: center;">0.458758</td> <td></td> <td></td> <td></td> <td></td> </tr> <tr> <td></td> <td style="text-align: center;">0.458758</td> <td style="text-align: center;">-3.4E-08</td> <td></td> <td></td> <td></td> </tr> <tr> <td></td> <td style="text-align: center;">0.458758</td> <td style="text-align: center;">-1.1E-07</td> <td style="text-align: center;">3.23308</td> <td></td> <td></td> </tr> </table> | | 0.5 | | k | | | | 0.582549 | 0.082549 | | | | | 0.784951 | 0.202402 | 2.451894 | | | $\alpha =$ | 0.443144 | | | | | | 0.406727 | -0.03642 | | | | | 0.271706 | -0.13502 | 3.707646 | | | $\alpha =$ | 0.456594 | | | | | | 0.45173 | -0.00486 | | | | | 0.435728 | -0.016 | 3.290369 | | | $\alpha =$ | 0.458717 | | | | | | 0.458624 | -9.3E-05 | | | | | 0.458324 | -0.0003 | 3.234158 | | | $\alpha =$ | 0.458758 | | | | | | 0.458758 | -3.4E-08 | | | | | 0.458758 | -1.1E-07 | 3.23308 | | | M1 M1 A1 A1 A1 [11] | Modify spreadsheet to calculate k Modify spreadsheet to calculate α One successful iteration Correct use of α to restart the iteration Obtain root | |
| | 0.5 | | k | | | | | | | | | | | | | | | | | | | | | | | | | | | | | | | | | | | | | | | | | | | | | | | | | | | | | | | | | | | | | | | | | | | | | | | | | | | | | | | | | | | | | | | | | | | | |
| | 0.582549 | 0.082549 | | | | | | | | | | | | | | | | | | | | | | | | | | | | | | | | | | | | | | | | | | | | | | | | | | | | | | | | | | | | | | | | | | | | | | | | | | | | | | | | | | | | | | | | | | | | | |
| | 0.784951 | 0.202402 | 2.451894 | | | | | | | | | | | | | | | | | | | | | | | | | | | | | | | | | | | | | | | | | | | | | | | | | | | | | | | | | | | | | | | | | | | | | | | | | | | | | | | | | | | | | | | | | | | | |
| $\alpha =$ | 0.443144 | | | | | | | | | | | | | | | | | | | | | | | | | | | | | | | | | | | | | | | | | | | | | | | | | | | | | | | | | | | | | | | | | | | | | | | | | | | | | | | | | | | | | | | | | | | | | | |
| | 0.406727 | -0.03642 | | | | | | | | | | | | | | | | | | | | | | | | | | | | | | | | | | | | | | | | | | | | | | | | | | | | | | | | | | | | | | | | | | | | | | | | | | | | | | | | | | | | | | | | | | | | | |
| | 0.271706 | -0.13502 | 3.707646 | | | | | | | | | | | | | | | | | | | | | | | | | | | | | | | | | | | | | | | | | | | | | | | | | | | | | | | | | | | | | | | | | | | | | | | | | | | | | | | | | | | | | | | | | | | | |
| $\alpha =$ | 0.456594 | | | | | | | | | | | | | | | | | | | | | | | | | | | | | | | | | | | | | | | | | | | | | | | | | | | | | | | | | | | | | | | | | | | | | | | | | | | | | | | | | | | | | | | | | | | | | | |
| | 0.45173 | -0.00486 | | | | | | | | | | | | | | | | | | | | | | | | | | | | | | | | | | | | | | | | | | | | | | | | | | | | | | | | | | | | | | | | | | | | | | | | | | | | | | | | | | | | | | | | | | | | | |
| | 0.435728 | -0.016 | 3.290369 | | | | | | | | | | | | | | | | | | | | | | | | | | | | | | | | | | | | | | | | | | | | | | | | | | | | | | | | | | | | | | | | | | | | | | | | | | | | | | | | | | | | | | | | | | | | |
| $\alpha =$ | 0.458717 | | | | | | | | | | | | | | | | | | | | | | | | | | | | | | | | | | | | | | | | | | | | | | | | | | | | | | | | | | | | | | | | | | | | | | | | | | | | | | | | | | | | | | | | | | | | | | |
| | 0.458624 | -9.3E-05 | | | | | | | | | | | | | | | | | | | | | | | | | | | | | | | | | | | | | | | | | | | | | | | | | | | | | | | | | | | | | | | | | | | | | | | | | | | | | | | | | | | | | | | | | | | | | |
| | 0.458324 | -0.0003 | 3.234158 | | | | | | | | | | | | | | | | | | | | | | | | | | | | | | | | | | | | | | | | | | | | | | | | | | | | | | | | | | | | | | | | | | | | | | | | | | | | | | | | | | | | | | | | | | | | |
| $\alpha =$ | 0.458758 | | | | | | | | | | | | | | | | | | | | | | | | | | | | | | | | | | | | | | | | | | | | | | | | | | | | | | | | | | | | | | | | | | | | | | | | | | | | | | | | | | | | | | | | | | | | | | |
| | 0.458758 | -3.4E-08 | | | | | | | | | | | | | | | | | | | | | | | | | | | | | | | | | | | | | | | | | | | | | | | | | | | | | | | | | | | | | | | | | | | | | | | | | | | | | | | | | | | | | | | | | | | | | |
| | 0.458758 | -1.1E-07 | 3.23308 | | | | | | | | | | | | | | | | | | | | | | | | | | | | | | | | | | | | | | | | | | | | | | | | | | | | | | | | | | | | | | | | | | | | | | | | | | | | | | | | | | | | | | | | | | | | |

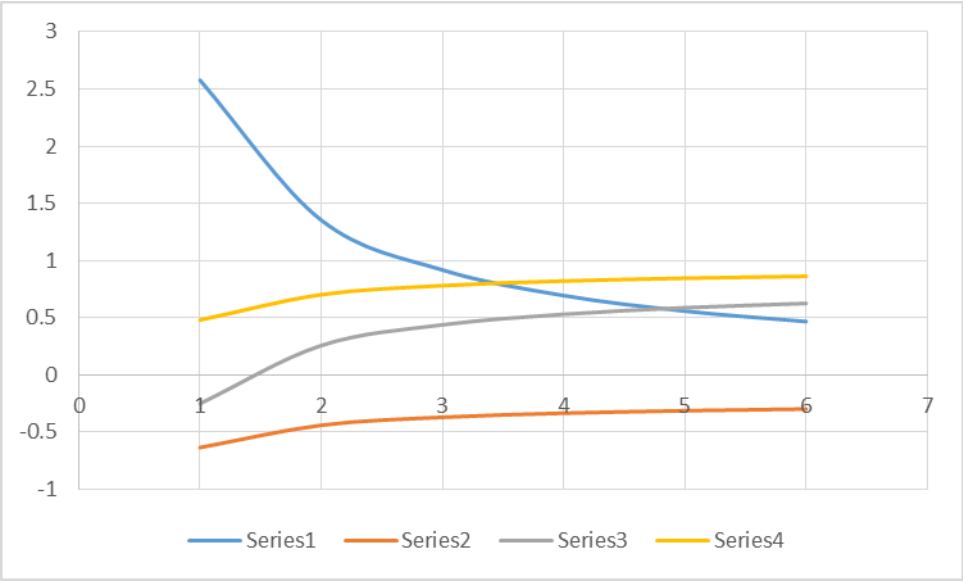
| Question | | Answer | Marks | Guidance | | | | | | | | | | | | | | | | | | | | | | | | | | | | | | | | | | | | | | | | | | | | | | | | | | | | | | | | | | | | | | | | | | | | | | | | | | | | | | | | | | | | | |
|----------|----------|--|-----------------------------|------------|-----------|-----|-----|--|--|----------|----------|--|---------|---------|--|--|----------|----------|----------|-----------|-----------|-----------|--|----------|--|--|-----------|--|--|--|----------|----------|--|-----------|------------|--|--|----------|----------|----------|----------|------------|-----------|--|----------|--|--|-----------|--|--|--|---------|----------|--|-----------|-----------|--|--|----------|--------|----------|-----------|------------|-----------|--|----------|--|--|-----------|--|--|--|----------|----------|--|-----------|---|--|--|----------|---------|----------|-----------|---|---------|--|----|--|--|
| | (iv) | <p>Set up spreadsheet to calculate both roots with a user specified c. E.g. for $c = 5$:</p> <table style="width: 100%; border-collapse: collapse;"> <tr> <td style="text-align: center;">5</td> <td style="text-align: center;">0.5</td> <td style="text-align: center;">k</td> <td style="text-align: center;">1.5</td> <td style="text-align: center;">k</td> <td></td> <td></td> </tr> <tr> <td style="text-align: center;">0.582549</td> <td style="text-align: center;">0.082549</td> <td></td> <td style="text-align: center;">1.56116</td> <td style="text-align: center;">0.06116</td> <td></td> <td></td> </tr> <tr style="border-top: 1px solid black;"> <td style="text-align: center;">0.784951</td> <td style="text-align: center;">0.202402</td> <td style="text-align: center;">2.451894</td> <td style="text-align: center;">1.5665044</td> <td style="text-align: center;">0.0053444</td> <td style="text-align: center;">0.0873836</td> <td></td> </tr> <tr> <td style="text-align: center;">0.443144</td> <td></td> <td></td> <td style="text-align: center;">1.5670161</td> <td></td> <td></td> <td></td> </tr> <tr> <td style="text-align: center;">0.406727</td> <td style="text-align: center;">-0.03642</td> <td></td> <td style="text-align: center;">1.5668012</td> <td style="text-align: center;">-0.0002149</td> <td></td> <td></td> </tr> <tr style="border-top: 1px solid black;"> <td style="text-align: center;">0.271706</td> <td style="text-align: center;">-0.13502</td> <td style="text-align: center;">3.707646</td> <td style="text-align: center;">1.566791</td> <td style="text-align: center;">-1.023E-05</td> <td style="text-align: center;">0.0476131</td> <td></td> </tr> <tr> <td style="text-align: center;">0.456594</td> <td></td> <td></td> <td style="text-align: center;">1.5667905</td> <td></td> <td></td> <td></td> </tr> <tr> <td style="text-align: center;">0.45173</td> <td style="text-align: center;">-0.00486</td> <td></td> <td style="text-align: center;">1.5667905</td> <td style="text-align: center;">-1.32E-09</td> <td></td> <td></td> </tr> <tr style="border-top: 1px solid black;"> <td style="text-align: center;">0.435728</td> <td style="text-align: center;">-0.016</td> <td style="text-align: center;">3.290369</td> <td style="text-align: center;">1.5667905</td> <td style="text-align: center;">-6.304E-11</td> <td style="text-align: center;">0.0477419</td> <td></td> </tr> <tr> <td style="text-align: center;">0.458717</td> <td></td> <td></td> <td style="text-align: center;">1.5667905</td> <td></td> <td></td> <td></td> </tr> <tr> <td style="text-align: center;">0.458624</td> <td style="text-align: center;">-9.3E-05</td> <td></td> <td style="text-align: center;">1.5667905</td> <td style="text-align: center;">0</td> <td></td> <td></td> </tr> <tr style="border-top: 1px solid black;"> <td style="text-align: center;">0.458324</td> <td style="text-align: center;">-0.0003</td> <td style="text-align: center;">3.234158</td> <td style="text-align: center;">1.5667905</td> <td style="text-align: center;">0</td> <td style="text-align: center;">#DIV/0!</td> <td></td> </tr> </table> <p style="margin-left: 40px;">Difference between roots: 1.1310627</p> <p>Trial and error to obtain $c = 4.71$</p> | 5 | 0.5 | k | 1.5 | k | | | 0.582549 | 0.082549 | | 1.56116 | 0.06116 | | | 0.784951 | 0.202402 | 2.451894 | 1.5665044 | 0.0053444 | 0.0873836 | | 0.443144 | | | 1.5670161 | | | | 0.406727 | -0.03642 | | 1.5668012 | -0.0002149 | | | 0.271706 | -0.13502 | 3.707646 | 1.566791 | -1.023E-05 | 0.0476131 | | 0.456594 | | | 1.5667905 | | | | 0.45173 | -0.00486 | | 1.5667905 | -1.32E-09 | | | 0.435728 | -0.016 | 3.290369 | 1.5667905 | -6.304E-11 | 0.0477419 | | 0.458717 | | | 1.5667905 | | | | 0.458624 | -9.3E-05 | | 1.5667905 | 0 | | | 0.458324 | -0.0003 | 3.234158 | 1.5667905 | 0 | #DIV/0! | | M3 | | |
| 5 | 0.5 | k | 1.5 | k | | | | | | | | | | | | | | | | | | | | | | | | | | | | | | | | | | | | | | | | | | | | | | | | | | | | | | | | | | | | | | | | | | | | | | | | | | | | | | | | | | | | | |
| 0.582549 | 0.082549 | | 1.56116 | 0.06116 | | | | | | | | | | | | | | | | | | | | | | | | | | | | | | | | | | | | | | | | | | | | | | | | | | | | | | | | | | | | | | | | | | | | | | | | | | | | | | | | | | | | | |
| 0.784951 | 0.202402 | 2.451894 | 1.5665044 | 0.0053444 | 0.0873836 | | | | | | | | | | | | | | | | | | | | | | | | | | | | | | | | | | | | | | | | | | | | | | | | | | | | | | | | | | | | | | | | | | | | | | | | | | | | | | | | | | | | |
| 0.443144 | | | 1.5670161 | | | | | | | | | | | | | | | | | | | | | | | | | | | | | | | | | | | | | | | | | | | | | | | | | | | | | | | | | | | | | | | | | | | | | | | | | | | | | | | | | | | | | | |
| 0.406727 | -0.03642 | | 1.5668012 | -0.0002149 | | | | | | | | | | | | | | | | | | | | | | | | | | | | | | | | | | | | | | | | | | | | | | | | | | | | | | | | | | | | | | | | | | | | | | | | | | | | | | | | | | | | | |
| 0.271706 | -0.13502 | 3.707646 | 1.566791 | -1.023E-05 | 0.0476131 | | | | | | | | | | | | | | | | | | | | | | | | | | | | | | | | | | | | | | | | | | | | | | | | | | | | | | | | | | | | | | | | | | | | | | | | | | | | | | | | | | | | |
| 0.456594 | | | 1.5667905 | | | | | | | | | | | | | | | | | | | | | | | | | | | | | | | | | | | | | | | | | | | | | | | | | | | | | | | | | | | | | | | | | | | | | | | | | | | | | | | | | | | | | | |
| 0.45173 | -0.00486 | | 1.5667905 | -1.32E-09 | | | | | | | | | | | | | | | | | | | | | | | | | | | | | | | | | | | | | | | | | | | | | | | | | | | | | | | | | | | | | | | | | | | | | | | | | | | | | | | | | | | | | |
| 0.435728 | -0.016 | 3.290369 | 1.5667905 | -6.304E-11 | 0.0477419 | | | | | | | | | | | | | | | | | | | | | | | | | | | | | | | | | | | | | | | | | | | | | | | | | | | | | | | | | | | | | | | | | | | | | | | | | | | | | | | | | | | | |
| 0.458717 | | | 1.5667905 | | | | | | | | | | | | | | | | | | | | | | | | | | | | | | | | | | | | | | | | | | | | | | | | | | | | | | | | | | | | | | | | | | | | | | | | | | | | | | | | | | | | | | |
| 0.458624 | -9.3E-05 | | 1.5667905 | 0 | | | | | | | | | | | | | | | | | | | | | | | | | | | | | | | | | | | | | | | | | | | | | | | | | | | | | | | | | | | | | | | | | | | | | | | | | | | | | | | | | | | | | |
| 0.458324 | -0.0003 | 3.234158 | 1.5667905 | 0 | #DIV/0! | | | | | | | | | | | | | | | | | | | | | | | | | | | | | | | | | | | | | | | | | | | | | | | | | | | | | | | | | | | | | | | | | | | | | | | | | | | | | | | | | | | | |
| | | | A1 | | | | | | | | | | | | | | | | | | | | | | | | | | | | | | | | | | | | | | | | | | | | | | | | | | | | | | | | | | | | | | | | | | | | | | | | | | | | | | | | | | | | | | |
| | | | M1A1 | | | | | | | | | | | | | | | | | | | | | | | | | | | | | | | | | | | | | | | | | | | | | | | | | | | | | | | | | | | | | | | | | | | | | | | | | | | | | | | | | | | | | | |
| | | | [6] | | | | | | | | | | | | | | | | | | | | | | | | | | | | | | | | | | | | | | | | | | | | | | | | | | | | | | | | | | | | | | | | | | | | | | | | | | | | | | | | | | | | | | |
| 2 | (i) | <p>$f(x) = 1$ $2h = 2a + b$ $(f(x) = x, x^3 \text{ give } 0 = 0, \text{ not reqd.})$ $f(x) = x^2$ $2h^3/3 = 2a\alpha^2$ $f(x) = x^4$ $2h^5/5 = 2a\alpha^4$ Convincing algebra to verify given results</p> | M1A1 M1A1 M1A1 [8] | | | | | | | | | | | | | | | | | | | | | | | | | | | | | | | | | | | | | | | | | | | | | | | | | | | | | | | | | | | | | | | | | | | | | | | | | | | | | | | | | | | | | | |
| | (ii) | <p>Show that $f(x) = x^5$ gives correct answer ($0 = 0$) Show that $f(x) = x^6$ gives $2h^7/7 = 2a\alpha^6$ That is, $2h^7/7 = 6h^7/25$ So the local error is of order h^7, the global error is of order h^6.</p> | B1 B1 B1 B1 [4] | | | | | | | | | | | | | | | | | | | | | | | | | | | | | | | | | | | | | | | | | | | | | | | | | | | | | | | | | | | | | | | | | | | | | | | | | | | | | | | | | | | | | | |

| Question | | Answer | Marks | Guidance | | | | | | | | | | | | | | | | | | | | | | | | | | | | | | | | | | | | | | | | | | | | | | | | | | | | | | | | | | | | | | | | | | | | | | | | | | | | | | | | | | | | | | | | | | | | | | | | | | | | | | | | | | | | | | | | | | | | | | | | | | | | | | | | | | | | | | | | | | | | | | | | |
|----------|----------|--|---|----------|----------|----------|----------|----------|--------|---|-----|----------|----------|----------|---------|----------|----------|----------|----------|---|----------|----------|----------|----------|----------|----------|----------|----------|--|----------|----------|----------|----------|----------|----------|----------|----------|----------|----------|----------|----------|----------|----------|----------|----------|----------|--|----------|----------|----------|----------|----------|----------|----------|----------|--|----------|----------|----------|----------|----------|----------|----------|----------|--|----------|---------|----------|----------|----------|----------|----------|----------|----------|---------|----------|---------|----------|----------|----------|----------|----------|--|---------|----------|----------|---------|----------|----------|----------|---------|--|---------|----------|----------|----------|----------|----------|----------|----------|--|---------|----------|----------|----------|----------|----------|----------|----------|--|---------|----------|----------|----------|----------|----------|----------|----------|--|---------|----------|----------|----------|----------|----------|----------|----------|--|---------|----------|----------|----------|----------|----------|----------|---------|--|---------|----------|----------|----------|----------|----------|----------|----------|----------|--|---|
| | (iii) | <table border="1"> <thead> <tr> <th>h</th> <th>m - a</th> <th>m</th> <th>m + a</th> <th>f(m - a)</th> <th>f(m)</th> <th>f(m+a)</th> <th>I</th> <th>k =</th> </tr> </thead> <tbody> <tr> <td>1.570796</td> <td>0.354063</td> <td>1.570796</td> <td>2.78753</td> <td>1.414408</td> <td>2.718282</td> <td>1.414408</td> <td>6.264046</td> <td>1</td> </tr> <tr> <td>0.785398</td> <td>0.177031</td> <td>0.785398</td> <td>1.393765</td> <td>1.192567</td> <td>2.028115</td> <td>2.676128</td> <td>3.103928</td> <td></td> </tr> <tr> <td>0.785398</td> <td>1.747828</td> <td>2.356194</td> <td>2.964561</td> <td>2.676128</td> <td>2.028115</td> <td>1.192567</td> <td>3.103928</td> <td>6.207856</td> </tr> <tr> <td>0.392699</td> <td>0.088516</td> <td>0.392699</td> <td>0.696882</td> <td>1.092425</td> <td>1.466214</td> <td>1.899955</td> <td>1.164641</td> <td></td> </tr> <tr> <td>0.392699</td> <td>0.873914</td> <td>1.178097</td> <td>1.482281</td> <td>2.152967</td> <td>2.519044</td> <td>2.707661</td> <td>1.939737</td> <td></td> </tr> <tr> <td>0.392699</td> <td>1.659312</td> <td>1.963495</td> <td>2.267679</td> <td>2.707661</td> <td>2.519044</td> <td>2.152967</td> <td>1.939737</td> <td></td> </tr> <tr> <td>0.392699</td> <td>2.44471</td> <td>2.748894</td> <td>3.053077</td> <td>1.899955</td> <td>1.466214</td> <td>1.092425</td> <td>1.164641</td> <td>6.208756</td> </tr> <tr> <td>0.19635</td> <td>0.044258</td> <td>0.19635</td> <td>0.348441</td> <td>1.045237</td> <td>1.215421</td> <td>1.406963</td> <td>0.479624</td> <td></td> </tr> <tr> <td>0.19635</td> <td>0.436957</td> <td>0.589049</td> <td>0.74114</td> <td>1.526816</td> <td>1.742935</td> <td>1.964287</td> <td>0.68502</td> <td></td> </tr> <tr> <td>0.19635</td> <td>0.829656</td> <td>0.981748</td> <td>1.133839</td> <td>2.091119</td> <td>2.296692</td> <td>2.474513</td> <td>0.898881</td> <td></td> </tr> <tr> <td>0.19635</td> <td>1.222355</td> <td>1.374447</td> <td>1.526538</td> <td>2.559741</td> <td>2.666549</td> <td>2.715621</td> <td>1.040853</td> <td></td> </tr> <tr> <td>0.19635</td> <td>1.615054</td> <td>1.767146</td> <td>1.919238</td> <td>2.715621</td> <td>2.666549</td> <td>2.559741</td> <td>1.040853</td> <td></td> </tr> <tr> <td>0.19635</td> <td>2.007753</td> <td>2.159845</td> <td>2.311937</td> <td>2.474513</td> <td>2.296692</td> <td>2.091119</td> <td>0.898881</td> <td></td> </tr> <tr> <td>0.19635</td> <td>2.400452</td> <td>2.552544</td> <td>2.704636</td> <td>1.964287</td> <td>1.742935</td> <td>1.526816</td> <td>0.68502</td> <td></td> </tr> <tr> <td>0.19635</td> <td>2.793151</td> <td>2.945243</td> <td>3.097335</td> <td>1.406963</td> <td>1.215421</td> <td>1.045237</td> <td>0.479624</td> <td>6.208758</td> </tr> </tbody> </table> <p>So $k = 1$ gives $I = 6.2088$ to 5 sf</p> <p>And $k = -1$ gives $I = 1.7462$</p> | h | m - a | m | m + a | f(m - a) | f(m) | f(m+a) | I | k = | 1.570796 | 0.354063 | 1.570796 | 2.78753 | 1.414408 | 2.718282 | 1.414408 | 6.264046 | 1 | 0.785398 | 0.177031 | 0.785398 | 1.393765 | 1.192567 | 2.028115 | 2.676128 | 3.103928 | | 0.785398 | 1.747828 | 2.356194 | 2.964561 | 2.676128 | 2.028115 | 1.192567 | 3.103928 | 6.207856 | 0.392699 | 0.088516 | 0.392699 | 0.696882 | 1.092425 | 1.466214 | 1.899955 | 1.164641 | | 0.392699 | 0.873914 | 1.178097 | 1.482281 | 2.152967 | 2.519044 | 2.707661 | 1.939737 | | 0.392699 | 1.659312 | 1.963495 | 2.267679 | 2.707661 | 2.519044 | 2.152967 | 1.939737 | | 0.392699 | 2.44471 | 2.748894 | 3.053077 | 1.899955 | 1.466214 | 1.092425 | 1.164641 | 6.208756 | 0.19635 | 0.044258 | 0.19635 | 0.348441 | 1.045237 | 1.215421 | 1.406963 | 0.479624 | | 0.19635 | 0.436957 | 0.589049 | 0.74114 | 1.526816 | 1.742935 | 1.964287 | 0.68502 | | 0.19635 | 0.829656 | 0.981748 | 1.133839 | 2.091119 | 2.296692 | 2.474513 | 0.898881 | | 0.19635 | 1.222355 | 1.374447 | 1.526538 | 2.559741 | 2.666549 | 2.715621 | 1.040853 | | 0.19635 | 1.615054 | 1.767146 | 1.919238 | 2.715621 | 2.666549 | 2.559741 | 1.040853 | | 0.19635 | 2.007753 | 2.159845 | 2.311937 | 2.474513 | 2.296692 | 2.091119 | 0.898881 | | 0.19635 | 2.400452 | 2.552544 | 2.704636 | 1.964287 | 1.742935 | 1.526816 | 0.68502 | | 0.19635 | 2.793151 | 2.945243 | 3.097335 | 1.406963 | 1.215421 | 1.045237 | 0.479624 | 6.208758 | M1A1 M1A1 M1A1 A1 M1A1 A1 [10] | First application Halving the interval and applying the rule twice Iterate to convergence Setting up spreadsheet for new k |
| h | m - a | m | m + a | f(m - a) | f(m) | f(m+a) | I | k = | | | | | | | | | | | | | | | | | | | | | | | | | | | | | | | | | | | | | | | | | | | | | | | | | | | | | | | | | | | | | | | | | | | | | | | | | | | | | | | | | | | | | | | | | | | | | | | | | | | | | | | | | | | | | | | | | | | | | | | | | | | | | | | | | | | | | | | | | | | | |
| 1.570796 | 0.354063 | 1.570796 | 2.78753 | 1.414408 | 2.718282 | 1.414408 | 6.264046 | 1 | | | | | | | | | | | | | | | | | | | | | | | | | | | | | | | | | | | | | | | | | | | | | | | | | | | | | | | | | | | | | | | | | | | | | | | | | | | | | | | | | | | | | | | | | | | | | | | | | | | | | | | | | | | | | | | | | | | | | | | | | | | | | | | | | | | | | | | | | | | | |
| 0.785398 | 0.177031 | 0.785398 | 1.393765 | 1.192567 | 2.028115 | 2.676128 | 3.103928 | | | | | | | | | | | | | | | | | | | | | | | | | | | | | | | | | | | | | | | | | | | | | | | | | | | | | | | | | | | | | | | | | | | | | | | | | | | | | | | | | | | | | | | | | | | | | | | | | | | | | | | | | | | | | | | | | | | | | | | | | | | | | | | | | | | | | | | | | | | | | |
| 0.785398 | 1.747828 | 2.356194 | 2.964561 | 2.676128 | 2.028115 | 1.192567 | 3.103928 | 6.207856 | | | | | | | | | | | | | | | | | | | | | | | | | | | | | | | | | | | | | | | | | | | | | | | | | | | | | | | | | | | | | | | | | | | | | | | | | | | | | | | | | | | | | | | | | | | | | | | | | | | | | | | | | | | | | | | | | | | | | | | | | | | | | | | | | | | | | | | | | | | | |
| 0.392699 | 0.088516 | 0.392699 | 0.696882 | 1.092425 | 1.466214 | 1.899955 | 1.164641 | | | | | | | | | | | | | | | | | | | | | | | | | | | | | | | | | | | | | | | | | | | | | | | | | | | | | | | | | | | | | | | | | | | | | | | | | | | | | | | | | | | | | | | | | | | | | | | | | | | | | | | | | | | | | | | | | | | | | | | | | | | | | | | | | | | | | | | | | | | | | |
| 0.392699 | 0.873914 | 1.178097 | 1.482281 | 2.152967 | 2.519044 | 2.707661 | 1.939737 | | | | | | | | | | | | | | | | | | | | | | | | | | | | | | | | | | | | | | | | | | | | | | | | | | | | | | | | | | | | | | | | | | | | | | | | | | | | | | | | | | | | | | | | | | | | | | | | | | | | | | | | | | | | | | | | | | | | | | | | | | | | | | | | | | | | | | | | | | | | | |
| 0.392699 | 1.659312 | 1.963495 | 2.267679 | 2.707661 | 2.519044 | 2.152967 | 1.939737 | | | | | | | | | | | | | | | | | | | | | | | | | | | | | | | | | | | | | | | | | | | | | | | | | | | | | | | | | | | | | | | | | | | | | | | | | | | | | | | | | | | | | | | | | | | | | | | | | | | | | | | | | | | | | | | | | | | | | | | | | | | | | | | | | | | | | | | | | | | | | |
| 0.392699 | 2.44471 | 2.748894 | 3.053077 | 1.899955 | 1.466214 | 1.092425 | 1.164641 | 6.208756 | | | | | | | | | | | | | | | | | | | | | | | | | | | | | | | | | | | | | | | | | | | | | | | | | | | | | | | | | | | | | | | | | | | | | | | | | | | | | | | | | | | | | | | | | | | | | | | | | | | | | | | | | | | | | | | | | | | | | | | | | | | | | | | | | | | | | | | | | | | | |
| 0.19635 | 0.044258 | 0.19635 | 0.348441 | 1.045237 | 1.215421 | 1.406963 | 0.479624 | | | | | | | | | | | | | | | | | | | | | | | | | | | | | | | | | | | | | | | | | | | | | | | | | | | | | | | | | | | | | | | | | | | | | | | | | | | | | | | | | | | | | | | | | | | | | | | | | | | | | | | | | | | | | | | | | | | | | | | | | | | | | | | | | | | | | | | | | | | | | |
| 0.19635 | 0.436957 | 0.589049 | 0.74114 | 1.526816 | 1.742935 | 1.964287 | 0.68502 | | | | | | | | | | | | | | | | | | | | | | | | | | | | | | | | | | | | | | | | | | | | | | | | | | | | | | | | | | | | | | | | | | | | | | | | | | | | | | | | | | | | | | | | | | | | | | | | | | | | | | | | | | | | | | | | | | | | | | | | | | | | | | | | | | | | | | | | | | | | | |
| 0.19635 | 0.829656 | 0.981748 | 1.133839 | 2.091119 | 2.296692 | 2.474513 | 0.898881 | | | | | | | | | | | | | | | | | | | | | | | | | | | | | | | | | | | | | | | | | | | | | | | | | | | | | | | | | | | | | | | | | | | | | | | | | | | | | | | | | | | | | | | | | | | | | | | | | | | | | | | | | | | | | | | | | | | | | | | | | | | | | | | | | | | | | | | | | | | | | |
| 0.19635 | 1.222355 | 1.374447 | 1.526538 | 2.559741 | 2.666549 | 2.715621 | 1.040853 | | | | | | | | | | | | | | | | | | | | | | | | | | | | | | | | | | | | | | | | | | | | | | | | | | | | | | | | | | | | | | | | | | | | | | | | | | | | | | | | | | | | | | | | | | | | | | | | | | | | | | | | | | | | | | | | | | | | | | | | | | | | | | | | | | | | | | | | | | | | | |
| 0.19635 | 1.615054 | 1.767146 | 1.919238 | 2.715621 | 2.666549 | 2.559741 | 1.040853 | | | | | | | | | | | | | | | | | | | | | | | | | | | | | | | | | | | | | | | | | | | | | | | | | | | | | | | | | | | | | | | | | | | | | | | | | | | | | | | | | | | | | | | | | | | | | | | | | | | | | | | | | | | | | | | | | | | | | | | | | | | | | | | | | | | | | | | | | | | | | |
| 0.19635 | 2.007753 | 2.159845 | 2.311937 | 2.474513 | 2.296692 | 2.091119 | 0.898881 | | | | | | | | | | | | | | | | | | | | | | | | | | | | | | | | | | | | | | | | | | | | | | | | | | | | | | | | | | | | | | | | | | | | | | | | | | | | | | | | | | | | | | | | | | | | | | | | | | | | | | | | | | | | | | | | | | | | | | | | | | | | | | | | | | | | | | | | | | | | | |
| 0.19635 | 2.400452 | 2.552544 | 2.704636 | 1.964287 | 1.742935 | 1.526816 | 0.68502 | | | | | | | | | | | | | | | | | | | | | | | | | | | | | | | | | | | | | | | | | | | | | | | | | | | | | | | | | | | | | | | | | | | | | | | | | | | | | | | | | | | | | | | | | | | | | | | | | | | | | | | | | | | | | | | | | | | | | | | | | | | | | | | | | | | | | | | | | | | | | |
| 0.19635 | 2.793151 | 2.945243 | 3.097335 | 1.406963 | 1.215421 | 1.045237 | 0.479624 | 6.208758 | | | | | | | | | | | | | | | | | | | | | | | | | | | | | | | | | | | | | | | | | | | | | | | | | | | | | | | | | | | | | | | | | | | | | | | | | | | | | | | | | | | | | | | | | | | | | | | | | | | | | | | | | | | | | | | | | | | | | | | | | | | | | | | | | | | | | | | | | | | | |
| | (iv) | Trial and error, varying the value of k Obtain $k = -0.073$ for $I = 3$. | M1A1 [2] | | | | | | | | | | | | | | | | | | | | | | | | | | | | | | | | | | | | | | | | | | | | | | | | | | | | | | | | | | | | | | | | | | | | | | | | | | | | | | | | | | | | | | | | | | | | | | | | | | | | | | | | | | | | | | | | | | | | | | | | | | | | | | | | | | | | | | | | | | | | | | | | | |
| 3 | (i) | Use central difference formula for y'' Use central difference formula for y' Convincing algebra to equation for y_{r+1} Obtain two equations for y_1 in terms of y_{-1} Eliminate to obtain equation for y_1 | M1 M1 M1A1 M1A1 M1A1 [8] | | | | | | | | | | | | | | | | | | | | | | | | | | | | | | | | | | | | | | | | | | | | | | | | | | | | | | | | | | | | | | | | | | | | | | | | | | | | | | | | | | | | | | | | | | | | | | | | | | | | | | | | | | | | | | | | | | | | | | | | | | | | | | | | | | | | | | | | | | | | | | | | | |

| Question | | Answer | Marks | Guidance | | | | | | | | | | | | | | | | | | | | | | | | | | | | | | | | | | | | | | | | | | | | | | | | |
|----------|-----|--|-------------------------|----------|-------|-------|-----|---|---|---|-----|---|-----|-------|-----|---|-----|----------|-----|---|-----|----------|-----|---|-----|----------|-----|---|-----|----------|-----|---|-----|----------|-----|---|-----|----------|-----|---|-----|----------|-----|---|-----|---------|--|--|--|------|----------|--|
| (ii) | | E.g. set up the iterations: <table style="margin-left: 40px;"> <thead> <tr> <th>h</th> <th>r</th> <th>x_r</th> <th>y_r</th> </tr> </thead> <tbody> <tr><td>0.1</td><td>0</td><td>1</td><td>1</td></tr> <tr><td>0.1</td><td>1</td><td>1.1</td><td>1.095</td></tr> <tr><td>0.1</td><td>2</td><td>1.2</td><td>1.179835</td></tr> <tr><td>0.1</td><td>3</td><td>1.3</td><td>1.254121</td></tr> <tr><td>0.1</td><td>4</td><td>1.4</td><td>1.317387</td></tr> <tr><td>0.1</td><td>5</td><td>1.5</td><td>1.369189</td></tr> <tr><td>0.1</td><td>6</td><td>1.6</td><td>1.409184</td></tr> <tr><td>0.1</td><td>7</td><td>1.7</td><td>1.437196</td></tr> <tr><td>0.1</td><td>8</td><td>1.8</td><td>1.453257</td></tr> <tr><td>0.1</td><td>9</td><td>1.9</td><td>1.45763</td></tr> <tr><td></td><td></td><td></td><td>etc.</td></tr> </tbody> </table> | h | r | x_r | y_r | 0.1 | 0 | 1 | 1 | 0.1 | 1 | 1.1 | 1.095 | 0.1 | 2 | 1.2 | 1.179835 | 0.1 | 3 | 1.3 | 1.254121 | 0.1 | 4 | 1.4 | 1.317387 | 0.1 | 5 | 1.5 | 1.369189 | 0.1 | 6 | 1.6 | 1.409184 | 0.1 | 7 | 1.7 | 1.437196 | 0.1 | 8 | 1.8 | 1.453257 | 0.1 | 9 | 1.9 | 1.45763 | | | | etc. | M4 A2 | Set up of spreadsheet Correct answers |
| h | r | x_r | y_r | | | | | | | | | | | | | | | | | | | | | | | | | | | | | | | | | | | | | | | | | | | | | | | | | |
| 0.1 | 0 | 1 | 1 | | | | | | | | | | | | | | | | | | | | | | | | | | | | | | | | | | | | | | | | | | | | | | | | | |
| 0.1 | 1 | 1.1 | 1.095 | | | | | | | | | | | | | | | | | | | | | | | | | | | | | | | | | | | | | | | | | | | | | | | | | |
| 0.1 | 2 | 1.2 | 1.179835 | | | | | | | | | | | | | | | | | | | | | | | | | | | | | | | | | | | | | | | | | | | | | | | | | |
| 0.1 | 3 | 1.3 | 1.254121 | | | | | | | | | | | | | | | | | | | | | | | | | | | | | | | | | | | | | | | | | | | | | | | | | |
| 0.1 | 4 | 1.4 | 1.317387 | | | | | | | | | | | | | | | | | | | | | | | | | | | | | | | | | | | | | | | | | | | | | | | | | |
| 0.1 | 5 | 1.5 | 1.369189 | | | | | | | | | | | | | | | | | | | | | | | | | | | | | | | | | | | | | | | | | | | | | | | | | |
| 0.1 | 6 | 1.6 | 1.409184 | | | | | | | | | | | | | | | | | | | | | | | | | | | | | | | | | | | | | | | | | | | | | | | | | |
| 0.1 | 7 | 1.7 | 1.437196 | | | | | | | | | | | | | | | | | | | | | | | | | | | | | | | | | | | | | | | | | | | | | | | | | |
| 0.1 | 8 | 1.8 | 1.453257 | | | | | | | | | | | | | | | | | | | | | | | | | | | | | | | | | | | | | | | | | | | | | | | | | |
| 0.1 | 9 | 1.9 | 1.45763 | | | | | | | | | | | | | | | | | | | | | | | | | | | | | | | | | | | | | | | | | | | | | | | | | |
| | | | etc. | | | | | | | | | | | | | | | | | | | | | | | | | | | | | | | | | | | | | | | | | | | | | | | | | |
| (iii) | | And graph the solution:  | G2 | | | | | | | | | | | | | | | | | | | | | | | | | | | | | | | | | | | | | | | | | | | | | | | | | |
| | | Repeat with reducing values of h to obtain maximum at $x = 1.89$ and $y = 1.46$ | M1A1 A1 A1 [4] | | | | | | | | | | | | | | | | | | | | | | | | | | | | | | | | | | | | | | | | | | | | | | | | | |

| Question | | Answer | Marks | Guidance | | | | | | | | | | | | | | | | | | | | | | | | | | | | | | | | | | | | | | | | |
|-----------|-----------|---|-----------|-----------|-----------|-----------|-----|----------|---|---|------|----------|----------|----------|----------|----------|----------|----------|----------|----------|----------|----------|--|---|----------|---------|---------|---------|---------|---------|----------|----------|----------|----------|---------|----------|----------|--------|----------|----------|----------|----------|--|---|
| | (iv) | Construct difference table and ratios for $y(3)$. E.g. <table style="margin-left: 20px;"> <tr> <td>h</td> <td>$y(3)$</td> <td>diffs</td> <td>ratios</td> </tr> <tr> <td>0.1</td> <td>1.001764</td> <td></td> <td></td> </tr> <tr> <td>0.05</td> <td>1.002479</td> <td>0.000715</td> <td></td> </tr> <tr> <td>0.025</td> <td>1.002657</td> <td>0.000178</td> <td>0.249067</td> </tr> <tr> <td>0.0125</td> <td>1.002701</td> <td>4.45E-05</td> <td>0.249767</td> </tr> </table> Ratios approximately 0.25 so second order | h | $y(3)$ | diffs | ratios | 0.1 | 1.001764 | | | 0.05 | 1.002479 | 0.000715 | | 0.025 | 1.002657 | 0.000178 | 0.249067 | 0.0125 | 1.002701 | 4.45E-05 | 0.249767 | M1 A1 A1 E1 [4] | y(3) values Differences and ratios | | | | | | | | | | | | | | | | | | | | |
| h | $y(3)$ | diffs | ratios | | | | | | | | | | | | | | | | | | | | | | | | | | | | | | | | | | | | | | | | | |
| 0.1 | 1.001764 | | | | | | | | | | | | | | | | | | | | | | | | | | | | | | | | | | | | | | | | | | | |
| 0.05 | 1.002479 | 0.000715 | | | | | | | | | | | | | | | | | | | | | | | | | | | | | | | | | | | | | | | | | | |
| 0.025 | 1.002657 | 0.000178 | 0.249067 | | | | | | | | | | | | | | | | | | | | | | | | | | | | | | | | | | | | | | | | | |
| 0.0125 | 1.002701 | 4.45E-05 | 0.249767 | | | | | | | | | | | | | | | | | | | | | | | | | | | | | | | | | | | | | | | | | |
| 4 | (i) | Gauss-Seidel gives, e.g. <table style="margin-left: 20px;"> <tr> <td>x1</td> <td>x2</td> <td>x3</td> <td>x4</td> </tr> <tr> <td>1</td> <td>1</td> <td>1</td> <td>1</td> </tr> <tr> <td>-5</td> <td>-28</td> <td>-8.33333</td> <td>75.33333</td> </tr> <tr> <td>-37.6667</td> <td>-349.333</td> <td>33.22222</td> <td>295.7778</td> </tr> <tr> <td>806.7778</td> <td>3473.556</td> <td>1748.407</td> <td>-12076.7</td> </tr> <tr> <td>10260.26</td> <td>77201.19</td> <td>1579.247</td> <td>-104035</td> </tr> <tr> <td>-100734</td> <td>-294025</td> <td>-306079</td> <td>1719813</td> </tr> <tr> <td>-2263524</td> <td>-1.5E+07</td> <td>-1581484</td> <td>25916318</td> </tr> <tr> <td>8420677</td> <td>-1.1E+07</td> <td>48062389</td> <td>-2E+08</td> </tr> <tr> <td>4.41E+08</td> <td>2.65E+09</td> <td>4.87E+08</td> <td>-5.5E+09</td> </tr> </table> Which is clearly diverging To be diagonally dominant the modulus of each element on the leading diagonal of the coefficient matrix has to be greater than or equal to the sum of the moduli of the other coefficients in that row. Strict diagonal dominance, where at least on inequality is strict, is a sufficient but not necessary condition for convergence | x1 | x2 | x3 | x4 | 1 | 1 | 1 | 1 | -5 | -28 | -8.33333 | 75.33333 | -37.6667 | -349.333 | 33.22222 | 295.7778 | 806.7778 | 3473.556 | 1748.407 | -12076.7 | 10260.26 | 77201.19 | 1579.247 | -104035 | -100734 | -294025 | -306079 | 1719813 | -2263524 | -1.5E+07 | -1581484 | 25916318 | 8420677 | -1.1E+07 | 48062389 | -2E+08 | 4.41E+08 | 2.65E+09 | 4.87E+08 | -5.5E+09 | M2 A2 E1 E1 E1 E1 [8] | Setting up spreadsheet Accurate iterations Convincing demonstration Dominance Strict dominance Condition |
| x1 | x2 | x3 | x4 | | | | | | | | | | | | | | | | | | | | | | | | | | | | | | | | | | | | | | | | | |
| 1 | 1 | 1 | 1 | | | | | | | | | | | | | | | | | | | | | | | | | | | | | | | | | | | | | | | | | |
| -5 | -28 | -8.33333 | 75.33333 | | | | | | | | | | | | | | | | | | | | | | | | | | | | | | | | | | | | | | | | | |
| -37.6667 | -349.333 | 33.22222 | 295.7778 | | | | | | | | | | | | | | | | | | | | | | | | | | | | | | | | | | | | | | | | | |
| 806.7778 | 3473.556 | 1748.407 | -12076.7 | | | | | | | | | | | | | | | | | | | | | | | | | | | | | | | | | | | | | | | | | |
| 10260.26 | 77201.19 | 1579.247 | -104035 | | | | | | | | | | | | | | | | | | | | | | | | | | | | | | | | | | | | | | | | | |
| -100734 | -294025 | -306079 | 1719813 | | | | | | | | | | | | | | | | | | | | | | | | | | | | | | | | | | | | | | | | | |
| -2263524 | -1.5E+07 | -1581484 | 25916318 | | | | | | | | | | | | | | | | | | | | | | | | | | | | | | | | | | | | | | | | | |
| 8420677 | -1.1E+07 | 48062389 | -2E+08 | | | | | | | | | | | | | | | | | | | | | | | | | | | | | | | | | | | | | | | | | |
| 4.41E+08 | 2.65E+09 | 4.87E+08 | -5.5E+09 | | | | | | | | | | | | | | | | | | | | | | | | | | | | | | | | | | | | | | | | | |

| Question | | Answer | Marks | Guidance | | | | | | | | | | | | | | | | | | | | | | | | | | | | | | | | | | | | | | | | |
|----------|----------|--|-------------|----------|----|----|---|---|---|---|-----|-------|--------|---------|------|----------|----------|----------|----------|----------|----------|----------|----------|----------|----------|---------|----------|----------|----------|----------|----------|---------|----------|----------|----------|---------|--------|----------|----------|---------|--------|----------|----|-------------------------------------|
| | (ii) | Interchanging rows 1 and 2, and interchanging rows 3 and 4 gives diagonal dominance. Gauss-Seidel then give, e.g. | M1 A1 | | | | | | | | | | | | | | | | | | | | | | | | | | | | | | | | | | | | | | | | | |
| | | <table style="margin-left: 40px;"> <thead> <tr> <th>x1</th> <th>x2</th> <th>x3</th> <th>x4</th> </tr> </thead> <tbody> <tr> <td>1</td> <td>1</td> <td>1</td> <td>1</td> </tr> <tr> <td>0.8</td> <td>-0.45</td> <td>0.4625</td> <td>0.80625</td> </tr> <tr> <td>0.54</td> <td>-0.28813</td> <td>0.600469</td> <td>0.848255</td> </tr> <tr> <td>0.561583</td> <td>-0.31452</td> <td>0.585775</td> <td>0.845308</td> </tr> <tr> <td>0.558064</td> <td>-0.31217</td> <td>0.587684</td> <td>0.84587</td> </tr> <tr> <td>0.558377</td> <td>-0.31253</td> <td>0.587476</td> <td>0.845826</td> </tr> <tr> <td>0.558329</td> <td>-0.3125</td> <td>0.587503</td> <td>0.845834</td> </tr> <tr> <td>0.558334</td> <td>-0.3125</td> <td>0.5875</td> <td>0.845833</td> </tr> <tr> <td>0.558333</td> <td>-0.3125</td> <td>0.5875</td> <td>0.845833</td> </tr> </tbody> </table> | x1 | x2 | x3 | x4 | 1 | 1 | 1 | 1 | 0.8 | -0.45 | 0.4625 | 0.80625 | 0.54 | -0.28813 | 0.600469 | 0.848255 | 0.561583 | -0.31452 | 0.585775 | 0.845308 | 0.558064 | -0.31217 | 0.587684 | 0.84587 | 0.558377 | -0.31253 | 0.587476 | 0.845826 | 0.558329 | -0.3125 | 0.587503 | 0.845834 | 0.558334 | -0.3125 | 0.5875 | 0.845833 | 0.558333 | -0.3125 | 0.5875 | 0.845833 | M2 | Re-enter equations into spreadsheet |
| x1 | x2 | x3 | x4 | | | | | | | | | | | | | | | | | | | | | | | | | | | | | | | | | | | | | | | | | |
| 1 | 1 | 1 | 1 | | | | | | | | | | | | | | | | | | | | | | | | | | | | | | | | | | | | | | | | | |
| 0.8 | -0.45 | 0.4625 | 0.80625 | | | | | | | | | | | | | | | | | | | | | | | | | | | | | | | | | | | | | | | | | |
| 0.54 | -0.28813 | 0.600469 | 0.848255 | | | | | | | | | | | | | | | | | | | | | | | | | | | | | | | | | | | | | | | | | |
| 0.561583 | -0.31452 | 0.585775 | 0.845308 | | | | | | | | | | | | | | | | | | | | | | | | | | | | | | | | | | | | | | | | | |
| 0.558064 | -0.31217 | 0.587684 | 0.84587 | | | | | | | | | | | | | | | | | | | | | | | | | | | | | | | | | | | | | | | | | |
| 0.558377 | -0.31253 | 0.587476 | 0.845826 | | | | | | | | | | | | | | | | | | | | | | | | | | | | | | | | | | | | | | | | | |
| 0.558329 | -0.3125 | 0.587503 | 0.845834 | | | | | | | | | | | | | | | | | | | | | | | | | | | | | | | | | | | | | | | | | |
| 0.558334 | -0.3125 | 0.5875 | 0.845833 | | | | | | | | | | | | | | | | | | | | | | | | | | | | | | | | | | | | | | | | | |
| 0.558333 | -0.3125 | 0.5875 | 0.845833 | | | | | | | | | | | | | | | | | | | | | | | | | | | | | | | | | | | | | | | | | |
| | | Which is clearly converging | A2 | | | | | | | | | | | | | | | | | | | | | | | | | | | | | | | | | | | | | | | | | |
| | | Evidence of substituting solution back into equations as a check | M1A1 [8] | | | | | | | | | | | | | | | | | | | | | | | | | | | | | | | | | | | | | | | | | |

| Question | Answer | Marks | Guidance | | | | | | | | | | | | | | | | | | | | | | | | | | | | | | | | | | | |
|----------|--|----------|----------|----------|----|----|---|----------|----------|-------|----------|---|----------|----------|----------|---------|---|----------|----------|----------|----------|---|----------|---------|----------|----------|---|----------|---------|--------|----------|---|----------|----------|----------|----------|---------------------------------------|--|
| (iii) | <p>For $k = 1, 2, \dots, 6$ the solutions are</p> <table border="1" data-bbox="398 236 1048 472"> <thead> <tr> <th></th> <th>x1</th> <th>x2</th> <th>x3</th> <th>x4</th> </tr> </thead> <tbody> <tr> <td>1</td> <td>2.576923</td> <td>-0.63462</td> <td>-0.25</td> <td>0.480769</td> </tr> <tr> <td>2</td> <td>1.353535</td> <td>-0.43939</td> <td>0.257576</td> <td>0.70202</td> </tr> <tr> <td>3</td> <td>0.917808</td> <td>-0.36986</td> <td>0.438356</td> <td>0.780822</td> </tr> <tr> <td>4</td> <td>0.694301</td> <td>-0.3342</td> <td>0.531088</td> <td>0.821244</td> </tr> <tr> <td>5</td> <td>0.558333</td> <td>-0.3125</td> <td>0.5875</td> <td>0.845833</td> </tr> <tr> <td>6</td> <td>0.466899</td> <td>-0.29791</td> <td>0.625436</td> <td>0.862369</td> </tr> </tbody> </table> <p>Graph:</p>  | | x1 | x2 | x3 | x4 | 1 | 2.576923 | -0.63462 | -0.25 | 0.480769 | 2 | 1.353535 | -0.43939 | 0.257576 | 0.70202 | 3 | 0.917808 | -0.36986 | 0.438356 | 0.780822 | 4 | 0.694301 | -0.3342 | 0.531088 | 0.821244 | 5 | 0.558333 | -0.3125 | 0.5875 | 0.845833 | 6 | 0.466899 | -0.29791 | 0.625436 | 0.862369 | <p>M1 A4</p> <p>G3</p> <p>[8]</p> | |
| | x1 | x2 | x3 | x4 | | | | | | | | | | | | | | | | | | | | | | | | | | | | | | | | | | |
| 1 | 2.576923 | -0.63462 | -0.25 | 0.480769 | | | | | | | | | | | | | | | | | | | | | | | | | | | | | | | | | | |
| 2 | 1.353535 | -0.43939 | 0.257576 | 0.70202 | | | | | | | | | | | | | | | | | | | | | | | | | | | | | | | | | | |
| 3 | 0.917808 | -0.36986 | 0.438356 | 0.780822 | | | | | | | | | | | | | | | | | | | | | | | | | | | | | | | | | | |
| 4 | 0.694301 | -0.3342 | 0.531088 | 0.821244 | | | | | | | | | | | | | | | | | | | | | | | | | | | | | | | | | | |
| 5 | 0.558333 | -0.3125 | 0.5875 | 0.845833 | | | | | | | | | | | | | | | | | | | | | | | | | | | | | | | | | | |
| 6 | 0.466899 | -0.29791 | 0.625436 | 0.862369 | | | | | | | | | | | | | | | | | | | | | | | | | | | | | | | | | | |

OCR (Oxford Cambridge and RSA Examinations)
1 Hills Road
Cambridge
CB1 2EU

OCR Customer Contact Centre

Education and Learning

Telephone: 01223 553998

Facsimile: 01223 552627

Email: general.qualifications@ocr.org.uk

www.ocr.org.uk

For staff training purposes and as part of our quality assurance programme your call may be recorded or monitored

Oxford Cambridge and RSA Examinations
is a Company Limited by Guarantee
Registered in England
Registered Office; 1 Hills Road, Cambridge, CB1 2EU
Registered Company Number: 3484466
OCR is an exempt Charity

OCR (Oxford Cambridge and RSA Examinations)
Head office
Telephone: 01223 552552
Facsimile: 01223 552553

© OCR 2016

