

GCE

Mathematics

Unit **4737**: Decision Mathematics 2

Advanced GCE

Mark Scheme for June 2017

OCR (Oxford Cambridge and RSA) is a leading UK awarding body, providing a wide range of qualifications to meet the needs of candidates of all ages and abilities. OCR qualifications include AS/A Levels, Diplomas, GCSEs, Cambridge Nationals, Cambridge Technicals, Functional Skills, Key Skills, Entry Level qualifications, NVQs and vocational qualifications in areas such as IT, business, languages, teaching/training, administration and secretarial skills.

It is also responsible for developing new specifications to meet national requirements and the needs of students and teachers. OCR is a not-for-profit organisation; any surplus made is invested back into the establishment to help towards the development of qualifications and support, which keep pace with the changing needs of today's society.

This mark scheme is published as an aid to teachers and students, to indicate the requirements of the examination. It shows the basis on which marks were awarded by examiners. It does not indicate the details of the discussions which took place at an examiners' meeting before marking commenced.

All examiners are instructed that alternative correct answers and unexpected approaches in candidates' scripts must be given marks that fairly reflect the relevant knowledge and skills demonstrated.

Mark schemes should be read in conjunction with the published question papers and the report on the examination.

OCR will not enter into any discussion or correspondence in connection with this mark scheme.

© OCR 2017

These are the annotations, (including abbreviations), including those used in scoris, which are used when marking

Annotation in scoris	Meaning
✓ and ✖	
BOD	Benefit of doubt
FT	Follow through
ISW	Ignore subsequent working
M0, M1	Method mark awarded 0, 1
A0, A1	Accuracy mark awarded 0, 1
B0, B1	Independent mark awarded 0, 1
SC	Special case
^	Omission sign
MR	Misread
Highlighting	

Other abbreviations in mark scheme	Meaning
M1 dep*	Method mark dependent on a previous mark, indicated by *
cao	Correct answer only
oe	Or equivalent
rot	Rounded or truncated
soi	Seen or implied
www	Without wrong working

Here are the subject specific instructions for this question paper

- a Annotations should be used whenever appropriate during your marking.

The A, M and B annotations must be used on your standardisation scripts for responses that are not awarded either 0 or full marks. It is vital that you annotate standardisation scripts fully to show how the marks have been awarded.

For subsequent marking you must make it clear how you have arrived at the mark you have awarded.

- b An element of professional judgement is required in the marking of any written paper. Remember that the mark scheme is designed to assist in marking incorrect solutions. Correct *solutions* leading to correct answers are awarded full marks but work must not be judged on the answer alone, and answers that are given in the question, especially, must be validly obtained; key steps in the working must always be looked at and anything unfamiliar must be investigated thoroughly.

Correct but unfamiliar or unexpected methods are often signalled by a correct result following an *apparently* incorrect method. Such work must be carefully assessed. When a candidate adopts a method which does not correspond to the mark scheme, award marks according to the spirit of the basic scheme; if you are in any doubt whatsoever (especially if several marks or candidates are involved) you should contact your Team Leader.

- c The following types of marks are available.

M

A suitable method has been selected and *applied* in a manner which shows that the method is essentially understood. Method marks are not usually lost for numerical errors, algebraic slips or errors in units. However, it is not usually sufficient for a candidate just to indicate an intention of using some method or just to quote a formula; the formula or idea must be applied to the specific problem in hand, eg by substituting the relevant quantities into the formula. In some cases the nature of the errors allowed for the award of an M mark may be specified.

A

Accuracy mark, awarded for a correct answer or intermediate step correctly obtained. Accuracy marks cannot be given unless the associated Method mark is earned (or implied). Therefore M0 A1 cannot ever be awarded.

B

Mark for a correct result or statement independent of Method marks.

Unless otherwise indicated, marks once gained cannot subsequently be lost, eg wrong working following a correct form of answer is ignored. Sometimes this is reinforced in the mark scheme by the abbreviation isw. However, this would not apply to a case where a candidate passes through the correct answer as part of a wrong argument.

- d When a part of a question has two or more 'method' steps, the M marks are in principle independent unless the scheme specifically says otherwise; and similarly where there are several B marks allocated. (The notation 'dep *' is used to indicate that a particular mark is dependent on an earlier, asterisked, mark in the scheme.) Of course, in practice it may happen that when a candidate has once gone wrong in a part of a question, the work from there on is worthless so that no more marks can sensibly be given. On the other hand, when two or more steps are successfully run together by the candidate, the earlier marks are implied and full credit must be given.

- e The abbreviation ft implies that the A or B mark indicated is allowed for work correctly following on from previously incorrect results. Otherwise, A and B marks are given for correct work only — differences in notation are of course permitted. A (accuracy) marks are not given for answers obtained from incorrect working. When A or B marks are awarded for work at an intermediate stage of a solution, there may be various alternatives that are equally acceptable. In such cases, exactly what is acceptable will be detailed in the mark scheme rationale. If this is not the case please consult your Team Leader.

Sometimes the answer to one part of a question is used in a later part of the same question. In this case, A marks will often be 'follow through'. In such cases you must ensure that you refer back to the answer of the previous part question even if this is not shown within the image zone. You may find it easier to mark follow through questions candidate-by-candidate rather than question-by-question.

- f Wrong or missing units in an answer should not lead to the loss of a mark unless the scheme specifically indicates otherwise. Candidates are expected to give numerical answers to an appropriate degree of accuracy, with 3 significant figures often being the norm. Small variations in the degree of accuracy to which an answer is given (e.g. 2 or 4 significant figures where 3 is expected) should not normally be penalised, while answers which are grossly over- or under-specified should normally result in the loss of a mark. The situation regarding any particular cases where the accuracy of the answer may be a marking issue should be detailed in the mark scheme rationale. If in doubt, contact your Team Leader.

- g Rules for replaced work

If a candidate attempts a question more than once, and indicates which attempt he/she wishes to be marked, then examiners should do as the candidate requests.

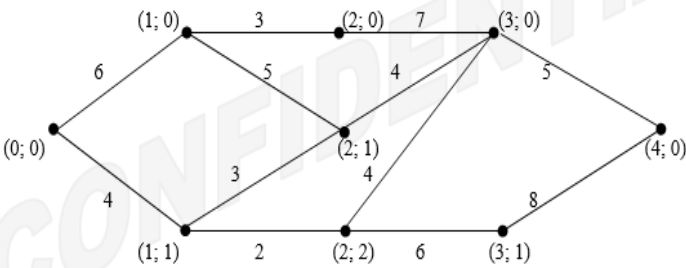
If there are two or more attempts at a question which have not been crossed out, examiners should mark what appears to be the last (complete) attempt and ignore the others.

NB Follow these maths-specific instructions rather than those in the assessor handbook.

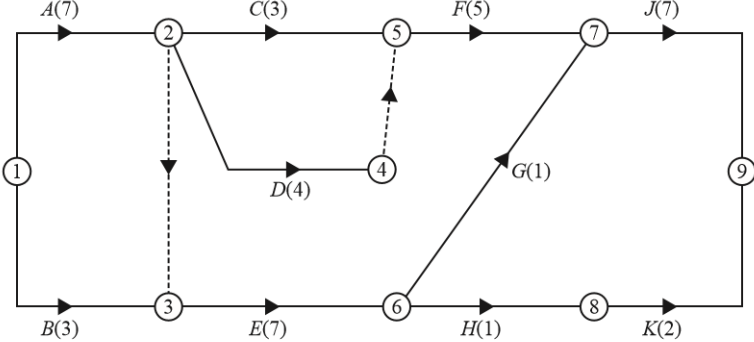
- h For a *genuine* misreading (of numbers or symbols) which is such that the object and the difficulty of the question remain unaltered, mark according to the scheme but following through from the candidate's data. A penalty is then applied; 1 mark is generally appropriate, though this may differ for some units. This is achieved by withholding one A mark in the question.

Note that a miscopy of the candidate's own working is not a misread but an accuracy error.

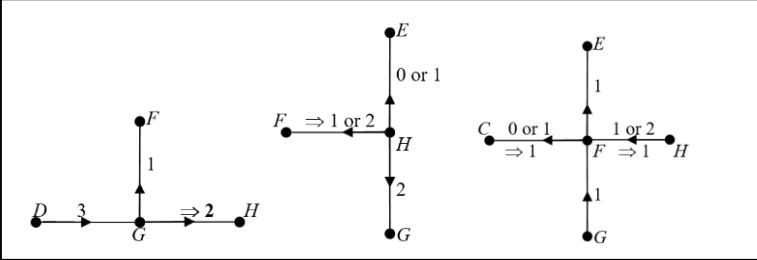
2	(i)	<table border="1" style="margin-left: auto; margin-right: auto;"> <thead> <tr> <th></th> <th>1</th> <th>4</th> <th>6</th> <th>row min</th> </tr> </thead> <tbody> <tr> <td>2</td> <td>1</td> <td>-4</td> <td>-4</td> <td>-4</td> </tr> <tr> <td>A 3</td> <td>2</td> <td>-9</td> <td>-9</td> <td>-9</td> </tr> <tr> <td>5</td> <td>4</td> <td>1</td> <td>-25</td> <td>-25</td> </tr> </tbody> </table> <p>Play-safe strategy for Tom is to choose card with value 2</p>		1	4	6	row min	2	1	-4	-4	-4	A 3	2	-9	-9	-9	5	4	1	-25	-25	<p>B1 B1 M1 A1 [4]</p>	<p>May have rows and columns transposed or in a different order Need to see row and column headings (2, 3, 5 and 1, 4, 6) Positive entries correct Negative entries correct Row min calculated (their -4, -9, -25) (or col min if transposed) (card) 2 (cao)</p>
	1	4	6	row min																				
2	1	-4	-4	-4																				
A 3	2	-9	-9	-9																				
5	4	1	-25	-25																				
	(ii)	<table border="1" style="margin-left: auto; margin-right: auto;"> <thead> <tr> <th></th> <th>2</th> <th>3</th> <th>5</th> <th>row min</th> </tr> </thead> <tbody> <tr> <td>1</td> <td>-1</td> <td>-1</td> <td>-1</td> <td>-1</td> </tr> <tr> <td>A 4</td> <td>2</td> <td>1</td> <td>-16</td> <td>-16</td> </tr> <tr> <td>6</td> <td>4</td> <td>3</td> <td>1</td> <td>1</td> </tr> </tbody> </table> <p>Play-safe strategy for Tom is to choose card with value 6</p>		2	3	5	row min	1	-1	-1	-1	-1	A 4	2	1	-16	-16	6	4	3	1	1	<p>B1 B1 B1 [3]</p>	<p>May have rows and columns transposed or in a different order Need to see row and column headings (1, 4, 6 and 2, 3, 5) Positive entries correct Negative entries correct (Card) 6 (cao)</p>
	2	3	5	row min																				
1	-1	-1	-1	-1																				
A 4	2	1	-16	-16																				
6	4	3	1	1																				
	(iii)	(a) Choose card with value 6	B1 [1]	(Card) 6																				
		(b) Choose the lowest valued card	B1 [1]	Lowest (or any equivalent description)																				
	(iv)	Cards with values 3, 4 and 5	B1 [1]	(Cards) 3, 4, 5																				

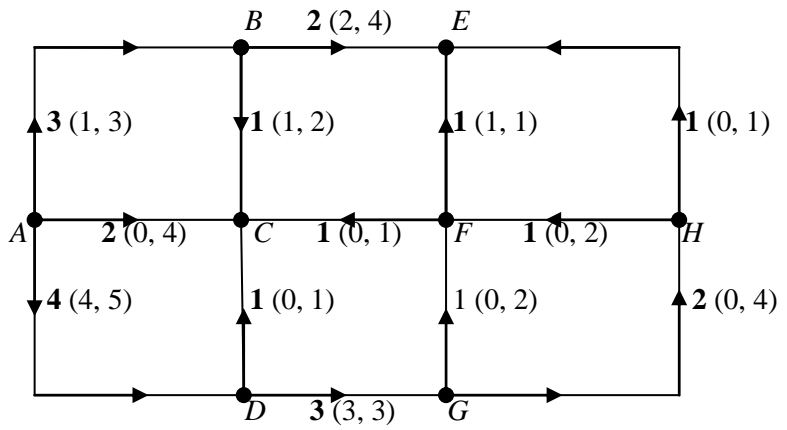
Question	Answer/Indicative content	Mark	Guidance																																																													
3 (i)	Row 6 has stage = 2 and state = 2 so the arc is from (2; 2) Row 6 has stage = 2 (stage above = 3) and action = 1 so the arc is to (2+1; 1) = (3; 1)	B1 B1 [2]	Stage = 2, state = 2 Action = 1																																																													
3 (ii)	<table border="1" data-bbox="344 416 1128 890"> <thead> <tr> <th>Stage</th> <th>State</th> <th>Action</th> <th>Weight</th> <th>Working</th> <th>Maximin</th> </tr> </thead> <tbody> <tr> <td rowspan="2">3</td> <td>0</td> <td>0</td> <td>5</td> <td>5</td> <td>5</td> </tr> <tr> <td>1</td> <td>0</td> <td>8</td> <td>8</td> <td>8</td> </tr> <tr> <td rowspan="4">2</td> <td rowspan="2">0</td> <td>0</td> <td>7</td> <td>$\min(7, 5) = 5$</td> <td>5</td> </tr> <tr> <td>1</td> <td>4</td> <td>$\min(4, 5) = 4$</td> <td>4</td> </tr> <tr> <td rowspan="2">2</td> <td>0</td> <td>4</td> <td>$\min(4, 5) = 4$</td> <td rowspan="2">6</td> </tr> <tr> <td>1</td> <td>6</td> <td>$\min(6, 8) = 6$</td> </tr> <tr> <td rowspan="4">1</td> <td rowspan="2">0</td> <td>0</td> <td>3</td> <td>$\min(3, 5) = 3$</td> <td rowspan="2">4</td> </tr> <tr> <td>1</td> <td>5</td> <td>$\min(5, 4) = 4$</td> </tr> <tr> <td rowspan="2">1</td> <td>1</td> <td>3</td> <td>$\min(3, 4) = 3$</td> <td rowspan="2">3</td> </tr> <tr> <td>2</td> <td>2</td> <td>$\min(2, 6) = 2$</td> </tr> <tr> <td rowspan="2">0</td> <td rowspan="2">0</td> <td>0</td> <td>6</td> <td>$\min(6, 4) = 4$</td> <td rowspan="2">4</td> </tr> <tr> <td>1</td> <td>4</td> <td>$\min(4, 3) = 3$</td> </tr> </tbody> </table> <p data-bbox="344 927 1128 994"> Maximin = 4 Route: (0; 0) – (1; 0) – (2; 1) – (3; 0) – (4; 0) </p> <p data-bbox="344 999 1128 1026">For reference:</p> 	Stage	State	Action	Weight	Working	Maximin	3	0	0	5	5	5	1	0	8	8	8	2	0	0	7	$\min(7, 5) = 5$	5	1	4	$\min(4, 5) = 4$	4	2	0	4	$\min(4, 5) = 4$	6	1	6	$\min(6, 8) = 6$	1	0	0	3	$\min(3, 5) = 3$	4	1	5	$\min(5, 4) = 4$	1	1	3	$\min(3, 4) = 3$	3	2	2	$\min(2, 6) = 2$	0	0	0	6	$\min(6, 4) = 4$	4	1	4	$\min(4, 3) = 3$	B1 M1 A1 M1 A1 A1 B1 B1 B1 B1 [9]	Values 5 and 8 in working or maximin column of first two rows Working values for stage 2 5, 4, 4, 6 correct Working values for stage 1 3, 4 for (1; 0) 3, 2 for (1; 1) Identifying 4 as suboptimal maximin for (1; 0) and 3 for (1; 1) 4 (cao) This route in this form (including ends), or in reverse (cao) No credit for drawing the network Shown here for reference only
Stage	State	Action	Weight	Working	Maximin																																																											
3	0	0	5	5	5																																																											
	1	0	8	8	8																																																											
2	0	0	7	$\min(7, 5) = 5$	5																																																											
		1	4	$\min(4, 5) = 4$	4																																																											
	2	0	4	$\min(4, 5) = 4$	6																																																											
		1	6	$\min(6, 8) = 6$																																																												
1	0	0	3	$\min(3, 5) = 3$	4																																																											
		1	5	$\min(5, 4) = 4$																																																												
	1	1	3	$\min(3, 4) = 3$	3																																																											
		2	2	$\min(2, 6) = 2$																																																												
0	0	0	6	$\min(6, 4) = 4$	4																																																											
		1	4	$\min(4, 3) = 3$																																																												

Question	Answer/Indicative content	Mark	Guidance																																																																																																
4 (i)	<p>Rows reduced</p> <table border="1" data-bbox="371 347 674 491"> <tr><td>8</td><td>1</td><td>2</td><td>0</td></tr> <tr><td>7</td><td>7</td><td>0</td><td>2</td></tr> <tr><td>6</td><td>5</td><td>0</td><td>3</td></tr> <tr><td>3</td><td>4</td><td>3</td><td>0</td></tr> </table> <p>Columns reduced</p> <table border="1" data-bbox="371 555 674 699"> <tr><td>5</td><td>0</td><td>2</td><td>0</td></tr> <tr><td>4</td><td>6</td><td>0</td><td>2</td></tr> <tr><td>3</td><td>4</td><td>0</td><td>3</td></tr> <tr><td>0</td><td>3</td><td>3</td><td>0</td></tr> </table> <p>Augment by 2</p> <table border="1" data-bbox="371 770 674 914"> <tr><td>5</td><td>0</td><td>4</td><td>0</td></tr> <tr><td>2</td><td>4</td><td>0</td><td>0</td></tr> <tr><td>1</td><td>2</td><td>0</td><td>1</td></tr> <tr><td>0</td><td>3</td><td>5</td><td>0</td></tr> </table> <p>Jai = Cardiff Karen = London Mike = Glasgow Nina = Belfast</p> <p>or</p> <p>Columns reduced</p> <table border="1" data-bbox="748 347 1050 491"> <tr><td>5</td><td>0</td><td>1</td><td>0</td></tr> <tr><td>5</td><td>7</td><td>0</td><td>3</td></tr> <tr><td>5</td><td>6</td><td>1</td><td>5</td></tr> <tr><td>0</td><td>3</td><td>2</td><td>0</td></tr> </table> <p>Rows reduced</p> <table border="1" data-bbox="748 555 1050 699"> <tr><td>5</td><td>0</td><td>1</td><td>0</td></tr> <tr><td>5</td><td>7</td><td>0</td><td>3</td></tr> <tr><td>4</td><td>5</td><td>0</td><td>4</td></tr> <tr><td>0</td><td>3</td><td>2</td><td>0</td></tr> </table> <p>Augment by 3</p> <table border="1" data-bbox="748 770 1050 914"> <tr><td>5</td><td>0</td><td>4</td><td>0</td></tr> <tr><td>2</td><td>4</td><td>0</td><td>0</td></tr> <tr><td>1</td><td>2</td><td>0</td><td>1</td></tr> <tr><td>0</td><td>3</td><td>5</td><td>0</td></tr> </table>	8	1	2	0	7	7	0	2	6	5	0	3	3	4	3	0	5	0	2	0	4	6	0	2	3	4	0	3	0	3	3	0	5	0	4	0	2	4	0	0	1	2	0	1	0	3	5	0	5	0	1	0	5	7	0	3	5	6	1	5	0	3	2	0	5	0	1	0	5	7	0	3	4	5	0	4	0	3	2	0	5	0	4	0	2	4	0	0	1	2	0	1	0	3	5	0	<p>B1</p> <p>M1</p> <p>M1</p> <p>A1</p> <p>M1</p> <p>A1</p> <p>B1</p> <p>[7]</p>	<p>Describing matrices appropriately</p> <p>Reducing rows to give non-negative values with a 0 in each row</p> <p>Reducing columns to give non-negative values with a 0 in each column</p> <p>Correct reduced cost matrix from their valid method</p> <p>Augmenting, not as several augmentations by 1, including a correct cell of each type: increased/unchanged/decreased</p> <p>Correct augmented matrix</p> <p>Correct matching identified J = C or B = N K = L C = J M = G G = M N = B L = K</p>
8	1	2	0																																																																																																
7	7	0	2																																																																																																
6	5	0	3																																																																																																
3	4	3	0																																																																																																
5	0	2	0																																																																																																
4	6	0	2																																																																																																
3	4	0	3																																																																																																
0	3	3	0																																																																																																
5	0	4	0																																																																																																
2	4	0	0																																																																																																
1	2	0	1																																																																																																
0	3	5	0																																																																																																
5	0	1	0																																																																																																
5	7	0	3																																																																																																
5	6	1	5																																																																																																
0	3	2	0																																																																																																
5	0	1	0																																																																																																
5	7	0	3																																																																																																
4	5	0	4																																																																																																
0	3	2	0																																																																																																
5	0	4	0																																																																																																
2	4	0	0																																																																																																
1	2	0	1																																																																																																
0	3	5	0																																																																																																

Question	Answer/Indicative content	Mark	Guidance																														
<p>5 (i)</p>	<p>Dummy from ② to ③ shows that <i>E</i> follows both <i>A</i> and <i>B</i> while <i>C</i> and <i>D</i> follow <i>A</i> <u>only</u></p> <p>Dummy from ④ to ⑤ is needed because otherwise <i>C</i> and <i>D</i> would both connect ② to ⑤</p> <p>For reference:</p> 	<p>B1 B1 B1 [3]</p>	<p><i>E</i> follows <u>both</u> <i>A</i> and <i>B</i> <i>C</i> and/or <i>D</i> do <u>not</u> follow <i>B</i> (depend on <i>A</i> <u>only</u>)</p> <p>Otherwise <i>C</i> and <i>D</i> would share a start event and share a finish event. Need a simple network so that activities can be labelled using the vertex labels (i.e. use a duration matrix)</p> <p>(for reference only)</p>																														
<p>(ii)</p>	<table border="1" data-bbox="331 997 1115 1185"> <thead> <tr> <th>Event</th> <th>①</th> <th>②</th> <th>③</th> <th>④</th> <th>⑤</th> <th>⑥</th> <th>⑦</th> <th>⑧</th> <th>⑨</th> </tr> </thead> <tbody> <tr> <td>Early time</td> <td>0</td> <td>7</td> <td>7</td> <td>11</td> <td>11</td> <td>14</td> <td>16</td> <td>15</td> <td>23</td> </tr> <tr> <td>Late time</td> <td>0</td> <td>7</td> <td>8</td> <td>11</td> <td>11</td> <td>15</td> <td>16</td> <td>21</td> <td>23</td> </tr> </tbody> </table>	Event	①	②	③	④	⑤	⑥	⑦	⑧	⑨	Early time	0	7	7	11	11	14	16	15	23	Late time	0	7	8	11	11	15	16	21	23	<p>M1 M1 A1 [3]</p>	<p>Forward pass (no more than 1 independent error)</p> <p>Backward pass (no more than 1 independent error FT their 23) All correct</p>
Event	①	②	③	④	⑤	⑥	⑦	⑧	⑨																								
Early time	0	7	7	11	11	14	16	15	23																								
Late time	0	7	8	11	11	15	16	21	23																								
<p>(iii)</p>	<p>Minimum project completion = 23 hours Critical activities <i>A D F J</i></p>	<p>B1 B1 [2]</p>	<p>23 <i>A D F J</i> (in any order, with no others)</p>																														

5	(iv)	<p style="text-align: center;">Time elapsed</p>	<p>B1</p> <p>B1</p> <p>B1</p> <p>[3]</p>	<p>Earliest start and finish times for (labelled) non-critical activities B(0 to 3), C(7 to 10), E(7 to 14), G(14 to 15), H(14 to 15), K(15 to 16)</p> <p>Latest finish times for (labelled) non-critical activities B(8), C(11), E(15), G(16), H(21), K(23)</p> <p>Earliest start and finish times for critical activities (all on one row) (0, 7, 11, 16, 23)</p>
	(v)	<p>Activities <i>A</i> and <i>B</i> can be completed by two workers by time 7. Activity <i>E</i> can be done by two workers while the third does <i>C</i> and then <i>D</i>. <i>F</i>, <i>G</i>, <i>J</i> and <i>K</i> each need two workers, so with three workers they have to be done one after the other (with <i>H</i> fitting in after <i>E</i> and before <i>K</i>).</p> <p>This gives a minimum time of $7+7+(5+1+7+2) = 29$ hours</p>	<p>M1</p> <p>A1</p> <p>[2]</p>	<p>An explanation of how three workers can do the project</p> <p>29 (cao)</p>
	(vi)	<p>$7+4+7+5+1+7+2$ (<i>E</i> cannot overlap <i>C</i> and <i>D</i>) = 33 hours</p>	<p>M1</p> <p>A1</p> <p>[2]</p>	<p>33 (cao)</p>

Question	Answer/Indicative content	Mark	Guidance
6 (i)	Source is <i>A</i> Two sinks: <i>C</i> and <i>E</i>	B1 B1 [2]	<i>A</i> (and no others) Both <i>C</i> and <i>E</i> (and no others)
(ii)	Flow = $3 \text{ cm}^3 \text{ s}^{-1}$	B1 [1]	(It is) 3 Allow $3 \leq \text{flow} \leq 3$
(iii)	At least $4 \text{ cm}^3 \text{ s}^{-1}$ in and at most $4 \text{ cm}^3 \text{ s}^{-1}$ out, so <i>AD</i> = 4 <i>DC</i> = 1	B1 B1 [2]	<i>AD</i> is at lower (min) value <i>DC</i> is at upper (max) value
(iv)	At most $3 \text{ cm}^3 \text{ s}^{-1}$ in and at least $3 \text{ cm}^3 \text{ s}^{-1}$ out, so <i>AB</i> = 3 <i>BC</i> = 1 <i>BE</i> = 2	B1 B1 [2]	<i>AB</i> is at upper (max) value <i>BC</i> and <i>BE</i> are both at lower (min) value
(v)	<i>DG</i> = 3 and <i>GF</i> = 1 so <i>GH</i> = 2 At most 1 flows in <i>HE</i> so at least 1 flows in <i>HF</i> <i>GF</i> = 1 = <i>FE</i> so flow in <i>HF</i> = flow in <i>FC</i> Flow in <i>HF</i> is at least 1 and flow in <i>FC</i> is at most 1, hence both equal $1 \text{ cm}^3 \text{ s}^{-1}$	B1 B1 B1 [3]	Flow through <i>G</i> to deduce that <i>GH</i> = 2 Flow through <i>H</i> to deduce that <u>at least</u> 1 flows in <i>HF</i> (not flow in <i>HF</i> = 1, until flow through <i>F</i> has been considered) Flow through <i>F</i> to deduce that flow in <i>FC</i> = 1 (as given in question) 

Question	Answer/Indicative content	Mark	Guidance
<p>6 (vi)</p>	 <p><i>AB, DC, DG, FC, FE and HE</i></p>	<p>B1 B1 B1 [3]</p>	<p>Flow in $AC = 2$</p> <p>Flow in all other arcs correct (lower and upper capacities given here for reference but not needed in answer)</p> <p>These six arcs</p>
<p>(vii)</p>	<p>Increase AC (by 2 to 4)</p> <p>Cut $\{A, D\}, \{B, C, E, F, G, H\}$</p>	<p>B1 M1 A1 [3]</p>	<p>AC</p> <p>Cut in any form</p> <p>Both sets correct in this form</p>

OCR (Oxford Cambridge and RSA Examinations)
1 Hills Road
Cambridge
CB1 2EU

OCR Customer Contact Centre

Education and Learning

Telephone: 01223 553998

Facsimile: 01223 552627

Email: general.qualifications@ocr.org.uk

www.ocr.org.uk

For staff training purposes and as part of our quality assurance programme your call may be recorded or monitored

Oxford Cambridge and RSA Examinations
is a Company Limited by Guarantee
Registered in England
Registered Office; 1 Hills Road, Cambridge, CB1 2EU
Registered Company Number: 3484466
OCR is an exempt Charity

OCR (Oxford Cambridge and RSA Examinations)
Head office
Telephone: 01223 552552
Facsimile: 01223 552553

© OCR 2017



001