

Data Sheet for Chemistry B (Salters)

(version 2.2)

GCE Advanced Level and Advanced Subsidiary

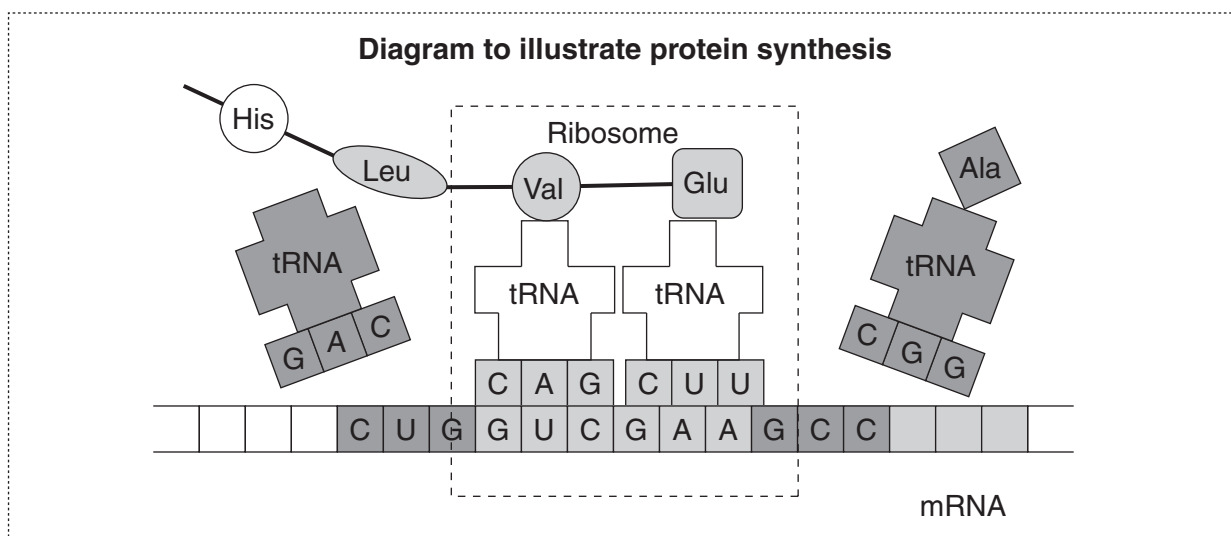
Chemistry B (Salters) (H035, H435)

Chemistry units F331–F336

The information in this sheet is for the use of candidates following Chemistry B (Salters) (H035/H435). Copies of this sheet may be used for teaching.


Instructions to Exams Officer/Invigilator

- A copy of this Data Sheet will be included as an insert with each question paper. This should be given up to the Invigilator at the end of the examination.
- **Do not send this Data Sheet for marking; it should be retained in the centre or destroyed.**

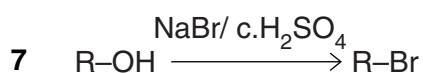
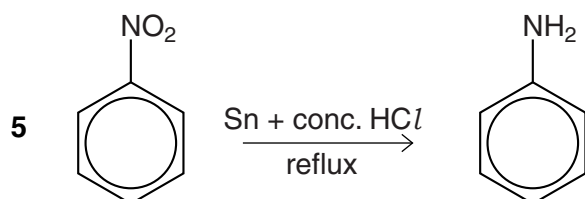
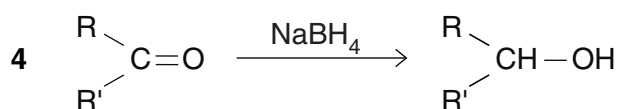
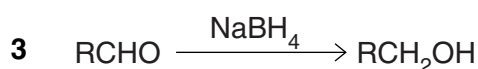
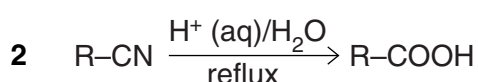



ADAPTED FROM SALTERS' ADVANCED CHEMISTRY: CHEMICAL STORYLINES BY GEORGE BURTON. REPRINTED BY PERMISSION OF HARCOURT EDUCATION

Characteristic infrared absorption in organic molecules

bond	location	wavenumber/cm ⁻¹	intensity
C—H	alkanes	2850–2950	M–S
	alkenes, arenes	3000–3100	M–S
	alkynes	ca. 3300	S
			M medium S strong * hydrogen bonded
C=C	alkenes	1620–1680	M
	arenes	several peaks in range 1450–1650	variable
C≡C	alkynes	2100–2260	M
C=O	aldehydes	1720–1740	S
	ketones	1705–1725	S
	carboxylic acids	1700–1725	S
	esters	1735–1750	S
	amides	1630–1700	M
C—O	alcohols, ethers, esters	1050–1300	S
C≡N	nitriles	2200–2260	M
C—F	fluoroalkanes	1000–1400	S
	chloroalkanes	600–800	S
	bromoalkanes	500–600	S
O—H	alcohols, phenols	3600–3640	S
	*alcohols, phenols	3200–3600	S (broad)
	*carboxylic acids	2500–3200	M (broad)
N—H	primary amines	3300–3500	M–S
	amides	ca. 3500	M

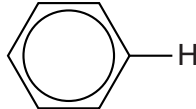
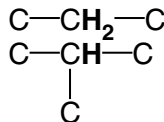
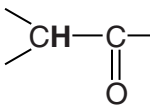
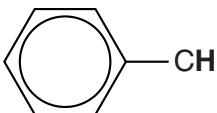
Some useful organic reactions



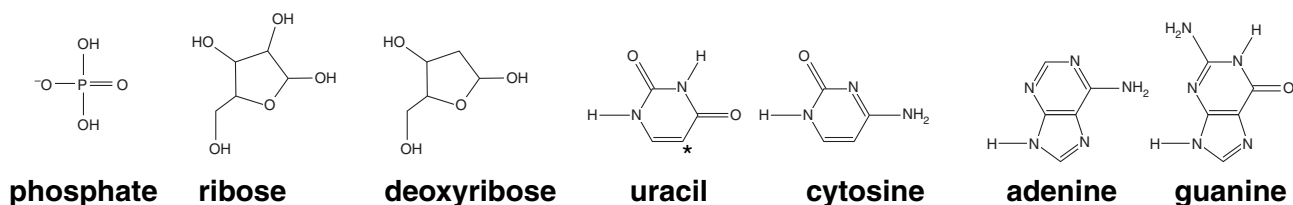
Chemical shifts for some types of protons (¹H) in NMR spectra

Chemical shifts are for hydrogen (¹H) relative to TMS (tetramethylsilane).

They are typical values and can vary slightly depending on the solvent, concentration and substituents.

type of proton	chemical shift, δ /ppm	type of proton	chemical shift, δ /ppm
$\text{CH}_3\text{—C}$	0.7–1.6		6.4–8.2
$\begin{array}{c} \text{C—CH}_2\text{—C} \\ \\ \text{C—CH—C} \\ \\ \text{C} \end{array}$	1.4–2.3	—C—CHO	9.4–10.0
 carbonyls esters amides acids	2.0–2.7	—C—OH	0.5–4.5*
—CH—N amines amides	2.3–2.9		4.5–10.0*
	2.3–3.0	—C—NH	1.0–5.0*
—O—CH alcohols esters ethers	3.3–4.8	—CO—NH	5.0–12.0*
—CH—Cl or Br	3.0–4.2	—CO—OH	9.0–15.0*
—CH=CH—	4.5–6.0	*these signals are <i>very</i> variable (sometimes outside these limits) and often broad.	

Monomers of DNA and RNA



(thymine has a CH_3 at position *)

Copyright Information

OCR is committed to seeking permission to reproduce all third-party content that it uses in its assessment materials. OCR has attempted to identify and contact all copyright holders whose work is used in this paper. To avoid the issue of disclosure of answer-related information to candidates, all copyright acknowledgements are reproduced in the OCR Copyright Acknowledgements Booklet. This is produced for each series of examinations and is freely available to download from our public website (www.ocr.org.uk) after the live examination series.

If OCR has unwittingly failed to correctly acknowledge or clear any third-party content in this assessment material, OCR will be happy to correct its mistake at the earliest possible opportunity.

For queries or further information please contact the Copyright Team, First Floor, 9 Hills Road, Cambridge CB2 1GE.

OCR is part of the Cambridge Assessment Group; Cambridge Assessment is the brand name of University of Cambridge Local Examinations Syndicate (UCLES), which is itself a department of the University of Cambridge.

© OCR 2015

GCE Chemistry B (Salters)

The Periodic Table of the Elements

	1	2	3	4	5	6	7	0																			
	6.9 Li lithium 3	9.0 Be beryllium 4	<div style="border: 1px solid black; padding: 5px; width: fit-content; margin: 0 auto;"> 1.0 H hydrogen 1 </div>					10.8 B boron 5	12.0 C carbon 6	14.0 N nitrogen 7	16.0 O oxygen 8	19.0 F fluorine 9	4.0 He helium 2														
	23.0 Na sodium 11	24.3 Mg magnesium 12	<div style="border: 1px solid black; padding: 5px; width: fit-content; margin: 0 auto;"> Key relative atomic mass atomic symbol name atomic (proton) number </div>					27.0 Al aluminium 13	28.1 Si silicon 14	31.0 P phosphorus 15	32.1 S sulfur 16	35.5 Cl chlorine 17	39.9 Ar argon 18														
	39.1 K potassium 19	40.1 Ca calcium 20	45.0 Sc scandium 21	47.9 Ti titanium 22	50.9 V vanadium 23	52.0 Cr chromium 24	54.9 Mn manganese 25	55.8 Fe iron 26	58.9 Co cobalt 27	58.7 Ni nickel 28	63.5 Cu copper 29	65.4 Zn zinc 30	69.7 Ga gallium 31	72.6 Ge germanium 32	74.9 As arsenic 33	79.0 Se selenium 34	79.9 Br bromine 35	83.8 Kr krypton 36									
	85.5 Rb rubidium 37	87.6 Sr strontium 38	88.9 Y yttrium 39	91.2 Zr zirconium 40	92.9 Nb niobium 41	95.9 Mo molybdenum 42	[98] Tc technetium 43	101.1 Ru ruthenium 44	102.9 Rh rhodium 45	106.4 Pd palladium 46	107.9 Ag silver 47	112.4 Cd cadmium 48	114.8 In indium 49	118.7 Sn tin 50	121.8 Sb antimony 51	127.6 Te tellurium 52	126.9 I iodine 53	131.3 Xe xenon 54									
	132.9 Cs caesium 55	137.3 Ba barium 56	138.9 La* lanthanum 57	178.5 Hf hafnium 72	180.9 Ta tantalum 73	183.8 W tungsten 74	186.2 Re rhenium 75	190.2 Os osmium 76	192.2 Ir iridium 77	195.1 Pt platinum 78	197.0 Au gold 79	200.6 Hg mercury 80	204.4 Tl thallium 81	207.2 Pb lead 82	209.0 Bi bismuth 83	[209] Po polonium 84	[210] At astatine 85	[222] Rn radon 86									
	[223] Fr francium 87	[226] Ra radium 88	[227] Ac* actinium 89	[261] Rf rutherfordium 104	[262] Db dubnium 105	[266] Sg seaborgium 106	[264] Bh bohrium 107	[277] Hs hassium 108	[268] Mt meitnerium 109	[271] Ds darmstadtium 110	[272] Rg roentgenium 111	Elements with atomic numbers 112–116 have been reported but not fully authenticated															
	140.1 Ce cerium 58	140.9 Pr praseodymium 59	144.2 Nd neodymium 60	144.9 Pm promethium 61	150.4 Sm samarium 62	152.0 Eu europium 63	157.2 Gd gadolinium 64	158.9 Tb terbium 65	162.5 Dy dysprosium 66	164.9 Ho holmium 67	167.3 Er erbium 68	168.9 Tm thulium 69	173.0 Yb ytterbium 70	175.0 Lu lutetium 71	232.0 Th thorium 90	231.0 Pa protactinium 91	238.1 U uranium 92	[237] Np neptunium 93	[242] Pu plutonium 94	[243] Am americium 95	[245] Bk berkelium 97	[251] Cf californium 98	[254] Es einsteinium 99	[253] Fm fermium 100	[256] Md mendelevium 101	[254] No nobelium 102	[257] Lr lawrencium 103