

GCE

Film Studies

H010/01: Elements of Film

Advanced Subsidiary GCE

2020 Mark Scheme (DRAFT)

This is a DRAFT mark scheme. It has not been used for marking as this paper did not receive any entries in the series it was scheduled for. It is therefore possible that not all valid approaches to a question may be captured in this version. You should give credit to such responses when marking learner's work.

OCR (Oxford Cambridge and RSA) is a leading UK awarding body, providing a wide range of qualifications to meet the needs of candidates of all ages and abilities. OCR qualifications include AS/A Levels, Diplomas, GCSEs, Cambridge Nationals, Cambridge Technicals, Functional Skills, Key Skills, Entry Level qualifications, NVQs and vocational qualifications in areas such as IT, business, languages, teaching/training, administration and secretarial skills.

It is also responsible for developing new specifications to meet national requirements and the needs of students and teachers. OCR is a not-for-profit organisation; any surplus made is invested back into the establishment to help towards the development of qualifications and support, which keep pace with the changing needs of today's society.











This mark scheme is published as an aid to teachers and students, to indicate the requirements of the examination. It shows the basis on which marks were awarded by examiners. It does not indicate the details of the discussions which took place at an examiners' meeting before marking commenced.

All examiners are instructed that alternative correct answers and unexpected approaches in candidates' scripts must be given marks that fairly reflect the relevant knowledge and skills demonstrated.

Mark schemes should be read in conjunction with the published question papers and the report on the examination.

© OCR 2021

1. Annotations

2. Stamp	Description
	Blank page
	Highlight
	Off page comment
	Tick
	Unclear
	Cross
	Caret sign to show omission
	Not relevant
	Not answered question
	Good point / development of point
	Use of Examples
	Explanation, Argument and Analysis

An	Analysis
C	Comparison
TE	Terminology
KU	Knowledge and understanding

2. Subject-specific Marking Instructions

Levels of Response targeting AO1 and AO2

Where a mark scheme targets marks at AO1 and AO2, there is no requirement for a response to be awarded in the same level for AO1 as for AO2, so for example a response could be awarded Level 3 for AO1 and Level 2 for AO2.

Set film not stated in an answer.

Where the set film has not been stated examiners should read through each candidate response fully. In the majority of cases it should be implicitly clear which set film the candidate is referring to through examples and references to sequences and characters. In this case the examiner can credit the answer appropriately against the mark scheme.

If it is not clear which set film the candidate has referred to then the candidate's response is limited to a maximum of the top of the middle level mark band.

If it is clear the candidate has not referred to a set film at all then zero marks should be credited.

INTRODUCTION

Your first task as an Examiner is to become thoroughly familiar with the material on which the examination depends. This material includes:

- the specification, especially the assessment objectives
- the question paper and its rubrics
- the mark scheme.

You should ensure that you have copies of these materials.

You should ensure also that you are familiar with the administrative procedures related to the marking process. These are set out in the OCR booklet **Instructions for Examiners**. If you are examining for the first time, please read carefully **Appendix 5 Introduction to Script Marking: Notes for New Examiners**.

Please ask for help or guidance whenever you need it. Your first point of contact is your Team Leader.

USING THE MARK SCHEME

Please study this Mark Scheme carefully. The Mark Scheme is an integral part of the process that begins with the setting of the question paper and ends with the awarding of grades. Question papers and Mark Schemes are developed in association with each other so that issues of differentiation and positive achievement can be addressed from the very start.

This Mark Scheme is a working document; it is not exhaustive; it does not provide 'correct' answers. The Mark Scheme can only provide 'best guesses' about how the question will work out, and it is subject to revision after we have looked at a wide range of scripts.

The Examiners' Standardisation Meeting will ensure that the Mark Scheme covers the range of candidates' responses to the questions, and that all Examiners understand and apply the Mark Scheme in the same way. The Mark Scheme will be discussed and amended at the meeting, and administrative procedures will be confirmed. Co-ordination scripts will be issued at the meeting to exemplify aspects of candidates' responses and achievements; the co-ordination scripts then become part of this Mark Scheme.

Before the Standardisation Meeting, you should read and mark in pencil a number of scripts, in order to gain an impression of the range of responses and achievement that may be expected.

Please read carefully all the scripts in your allocation and make every effort to look positively for achievement throughout the ability range. Always be prepared to use the full range of marks.

INFORMATION AND INSTRUCTIONS FOR EXAMINERS

- 1 The co-ordination scripts provide you with *examples* of the standard of each band. The marks awarded for these scripts will have been agreed by the Team Leaders and will be discussed fully at the Examiners' Co-ordination Meeting.
- 2 The specific task-related indicative content for each question will help you to understand how the band descriptors may be applied. However, this indicative content does not constitute the mark scheme: it is material that candidates might use, grouped according to each assessment objective tested by the question. It is hoped that candidates will respond to questions in a variety of ways. Rigid demands for 'what must be a good answer' would lead to a distorted assessment.
- 3 Candidates' answers must be relevant to the question. Beware of prepared answers that do not show the candidate's thought and which have not been adapted to the thrust of the question. Beware also of answers where candidates attempt to reproduce interpretations and concepts that they have been taught but have only partially understood.

Component 01: Elements of Film

	Objective
AO1	Demonstrate knowledge and understanding of elements of film.
AO2	Apply knowledge and understanding of elements of film to: <ul style="list-style-type: none">• analyse and compare films, including through the use of critical approaches.• analyse and evaluate own work in relation to other professionally produced work.
AO3	Apply knowledge and understanding of elements of film to the production of film or screenplay.

SECTION A

Generic marking grid for questions 1 and 2

Level	Mark	AO1
3	4–5	A comprehensive demonstration of knowledge and understanding of elements of film in response to the question set. <ul style="list-style-type: none"> Comprehensive knowledge and understanding of how elements of film have been used in response to the question set. Precise answer supported by one or more relevant examples from the film sequence.
2	2–3	An adequate demonstration of knowledge and understanding of elements of film in response to the question set. <ul style="list-style-type: none"> Adequate knowledge and understanding of how elements of film have been used in response to the question set. Answer is supported by one or more mostly relevant examples from the film sequence.
1	1	A minimal demonstration of knowledge and understanding of elements of film in response to the question set. <ul style="list-style-type: none"> Minimal understanding of how micro-elements of film form have been used through weak comments with minimal relevance to the question set and/or an incomplete response.
0	0	No response or no response worthy of credit.

1 Explain how parallel or contrapuntal sound has been used in a **sequence** from **one** film from **1961-90** which you have studied. **[5]**

Assessment Objectives	AO1: Demonstrate knowledge and understanding of elements of film. 5 marks
Indicative Content	<p>Candidates may demonstrate knowledge and understanding through the use of some of the following ideas:</p> <ul style="list-style-type: none"> accurate use of the terms ‘parallel’ and/or ‘contrapuntal’ sound how forms of diegetic sound such as dialogue, Foley sounds, and diegetic music may be used in parallel or in counterpoint how forms of non-diegetic sound such as music and sound effects may be used in parallel or in counterpoint how sound may create multiple connotations and interpretations how sound may relate to character and narrative development how sound may contribute to messages and values. <p>These are descriptions of possible content only; all legitimate answers and approaches must be credited appropriately.</p> <p>Candidates must refer to a sequence from a set film from the correct period and should give one or more relevant example(s).</p>
Additional guidance	Refer to the generic marking grid for this question.

- 2 Explain how mise-en-scène has been used to develop your understanding of a character in a **sequence** from **one** film from **1930-60** which you have studied.

[5]

Assessment Objectives	AO1: Demonstrate knowledge and understanding of elements of film. 5 marks
Indicative Content	<p>Candidates may use some of the following ideas:</p> <ul style="list-style-type: none"> • the principal components of mise-en-scène such as settings, props, costume and make up • how use of mise-en-scène contributes to character • how changes in mise-en-scène contribute to character • how motifs in mise-en-scène contribute to character. <p>These are descriptions of possible content only; all legitimate answers and approaches must be credited appropriately.</p> <p>Candidates must refer to a sequence from a set film from the correct period and should give one or more relevant example(s).</p>
Additional guidance	Refer to the generic marking grid for this question.

Question Specific Guidance (to be used in conjunction with Generic Marking Grid for questions 3 and 4)

- 3* Compare how editing has been used to generate spectator response in the **two** films you have studied. You must refer to examples from **one** film in the **1930-60** list and examples from **one** film in the **1961-90** list in your answer. **[25]**

Assessment Objectives	<p>AO1: Demonstrate knowledge and understanding of elements of film. 5 marks</p> <p>AO2: Apply knowledge and understanding of elements of film to:</p> <ul style="list-style-type: none"> • analyse films (1a) <i>and</i> compare films (1b). 20 marks
Indicative Content	<p>Material listed below demonstrates how candidates might approach the question. It is a description of possible content only. It is not prescriptive, nor is it exclusive; examiners must be careful to reward original but well-focused answers.</p> <p>The question is asking candidates to compare how the two films that they have studied from the set periods use editing to generate spectator response.</p> <p>There should be a sense of coherence in the answer that reflects an overall understanding of the importance of editing and its role in generating spectator response. For example, responses might:</p> <ul style="list-style-type: none"> • compare the use of continuity editing in the two films to generate spectator response • compare the how the relationship of editing to cinematography, sound and mise-en-scène in the two films may generate spectator response • compare the use of editing to express character and narrative development, and the possible spectator responses these might generate • compare the use of editing to express messages and values and the spectator responses these may elicit • compare the use of visual effects (created in post-production) to engage the spectator and create an emotional response. <p>Responses must refer to two set films from the correct periods. They should refer to specific examples from the two films in some detail, perhaps referring to key scenes they have analysed.</p>
Additional guidance	Refer to the generic marking grid for questions 3 and 4.

Question Specific Guidance (to be used in conjunction with Generic Marking Grid for questions 3 and 4)

- 4* Compare how cinematography contributes to the aesthetics of the **two** films you have studied. You must refer to examples from **one** film in the **1930-60** list and examples from **one** film in the **1961-90** list in your answer. **[25]**

Assessment Objectives	<p>AO1: Demonstrate knowledge and understanding of elements of film. 5 marks</p> <p>AO2: Apply knowledge and understanding of elements of film to:</p> <ul style="list-style-type: none"> • analyse films (1a) <i>and</i> compare films (1b). 20 marks
Indicative Content	<p>Material listed below demonstrates how candidates might approach the question. It is a description of possible content only. It is not prescriptive, nor is it exclusive; examiners must be careful to reward original but well-focused answers.</p> <p>The question is asking candidates to analyse and compare how the two films that they have studied use cinematography to contribute to the aesthetics.</p> <p>There should be a sense of coherence in the answer that reflects an overall understanding of the importance of cinematography in creating aesthetic effects. For example, responses might:</p> <ul style="list-style-type: none"> • compare the aesthetics – e.g. the style, tone or mood – of the two films • compare how the use of camera shots and composition generates aesthetic effects in the two films • compare how the use of lighting generates aesthetic effects in the two films • compare how the use of monochrome or colour cinematography generates aesthetic effects in the two films • compare how cinematography serves the demands of spectacle and narrative drive in the two films • any other relevant comparison. <p>Responses must refer to two set films from the correct periods. They should refer to specific examples from the two films in some detail, perhaps referring to key scenes they have analysed.</p>
Additional guidance	<p>Refer to the generic marking grid for questions 3 and 4.</p>

Question 3 and 4 Generic Marking Grid (to be used in conjunction with Question Specific Guidance for each question)

NB: If candidates only refer to one set film in their answer then they are limited to a maximum mark at the top of level 2 for AO1, and the top of level 3 for AO2.

Level (Mark)	AO1	Level (Mark)	AO2 1a, 1b
		5 (17–20)	A comprehensive response that offers sophisticated and confident analysis and comparison of the chosen films in response to the question set. <ul style="list-style-type: none"> • Comprehensive analysis of relevant examples from the chosen films. • Comprehensive comparison of the chosen films in response to the question set. • Comprehensive application of understanding in response to the question set, integrated throughout the response and placed in context. • <i>Well-developed and detailed line of reasoning which is coherent and logically structured. The information presented is entirely relevant and substantiated.</i>
		4 (13–16)	A good response that offers highly relevant and confident analysis and comparison of the chosen films in response to the question set. <ul style="list-style-type: none"> • Good analysis of relevant examples from the chosen films. • Good comparison of the chosen films in response to the question set. • Good application of understanding in response to the question set, integrated throughout the response. • <i>Well-developed line of reasoning which is clear and logically structured. The information presented is relevant and in the most part substantiated.</i>
3 (4-5)	A comprehensive demonstration of knowledge and understanding of micro-elements of film form. <ul style="list-style-type: none"> • Comprehensive knowledge and understanding of how micro-elements of film form have been used through an accurate and relevant response to the question set. • Precise answer supported by one or more relevant examples from both films. 	3 (9–12)	An adequate response that offers some relevant analysis and comparison of the chosen films in response to the question set. <ul style="list-style-type: none"> • Adequate analysis of relevant examples from the chosen films. • Adequate comparison of the chosen films in response to the question set. • Adequate application of understanding in response to the question set, placed in context. • <i>Line of reasoning is presented with some structure. The information presented is in the most-part relevant and supported by some evidence.</i>

Level (Mark)	AO1	Level (Mark)	AO2 1a, 1b
2 (2-3)	An adequate demonstration of knowledge and understanding of micro-elements of film form. <ul style="list-style-type: none"> Adequate knowledge and understanding of how micro-elements of film form have been used through a coherent and mostly relevant response to the question set. Answer is supported by one or more mostly relevant examples from both films. 	2 (5-8)	A limited response that offers an analysis and comparison of the chosen films in response to the question set. <ul style="list-style-type: none"> Limited analysis of relevant examples from the chosen films. Limited comparison the chosen films in response to the question set. Limited application of understanding in response to the question set. <i>Information presented has some relevance but is communicated in an unstructured way. Information is supported by some evidence, the relationship to the evidence may not be clear.</i>
1 (1)	A minimal demonstration of knowledge and understanding of micro-elements of film form. <ul style="list-style-type: none"> Minimal understanding of how micro-elements of film form have been used through weak comments with minimal relevance to the question set and/or an incomplete response. 	1 (1-4)	A minimal response that offers little analysis or comparison of the chosen films in response to the question set. <ul style="list-style-type: none"> Minimal analysis of relevant examples from the chosen films. Minimal comparison of the chosen films in response to the question set. Minimal application of understanding in response to the question set. <i>Information presented is basic and may be ambiguous or unstructured. The information is supported by limited evidence.</i>
0	No response or no response worthy of credit.	0	No response or no response worthy of credit.

SECTION B

Question Specific Guidance (to be used in conjunction with Generic Marking Grid for questions 5 and 6)

- 5* With reference to examples from the **two** films you have studied for your chosen theme, compare how the representations of gender may create meaning and response from spectators. [35]

Assessment Objectives	<p>AO1: Demonstrate knowledge and understanding of elements of film. 15 marks</p> <p>AO2: Apply knowledge and understanding of elements of film to: analyse films (1a) <i>and</i> compare films (1b). 20 marks</p>
Indicative Content	<p>Material listed below demonstrates how candidates might approach the question. It is a description of possible content only. It is not prescriptive, nor is it exclusive; examiners must be careful to reward original but well-focused answers.</p> <p>The question is asking candidates to compare the representations of gender in their chosen films and their impact on meaning and response.</p> <p>There should be a sense of coherence in the answer that reflects an overall understanding of the ways in which gender representations in their chosen films may create meaning and response from spectators. Candidates should refer to examples to illustrate their points and this will include reference to the films' micro-elements and how they have been used to create representation.</p> <p>Responses might compare:</p> <ul style="list-style-type: none"> • how the two films create gender representations through narrative, particularly in the set up of narrative disruption and resolution • how the two films create gender representations through use of gendered genre conventions • how the two films create gender representations through their use of micro elements • how or whether the gender representations in the two films reflect the social and cultural contexts in which they were produced, including the differences in national contexts between the US and non-US films • how the spectator is in dynamic interaction with filmic techniques designed to generate response and may develop diverse responses to the gender representations • how spectator responses may reflect the social and cultural context in which the spectator views the two films • any other relevant analysis of the two films. <p>Responses must refer to two set films: one US one non-US. They must refer to specific examples from the two films in detail, perhaps referring to key scenes they have analysed.</p>
Additional guidance	Refer to the generic marking grid for questions 5 and 6.

Question Specific Guidance (to be used in conjunction with Generic Marking Grid for questions 5 and 6)

6* With reference to examples from the **two** films you have studied for your chosen theme, compare how narratives may create meaning and response from spectators. **[35]**

Assessment Objectives	<p>AO1: Demonstrate knowledge and understanding of elements of film. 15 marks</p> <p>AO2: Apply knowledge and understanding of elements of film to: analyse films (1a) <i>and</i> compare films (1b). 20 marks</p>
Indicative Content	<p>Material listed below demonstrates how candidates might approach the question. It is a description of possible content only. It is not prescriptive, nor is it exclusive; examiners must be careful to reward original but well-focused answers.</p> <p>The question is asking candidates to compare the ways in which the way the two films use narrative to create meaning and response from spectators.</p> <p>There should be a sense of coherence in the answer that reflects an overall understanding of the ways in which the narratives in their chosen films influence meaning and response. Candidates should refer to examples to illustrate their points and this will include reference to the films' micro-elements and how they have been used to contribute to the narratives.</p> <p>Responses might compare:</p> <ul style="list-style-type: none"> • how the narratives of the two films reflect their plots and how these may may create meaning and response from spectators • how the use of narrational devices in the two films may create meaning and response from spectators • how the two films construct the dramatic qualities of sequences or scenes and how these may may create meaning and response from spectators • how the two films use genre conventions to structure the narrative and how these may may create meaning and response from spectators • how each film's use of narrative reflects its cultural or institutional context (e.g. status as independent film) • how the spectator is in dynamic interaction with narrative techniques designed to generate response and may develop diverse responses • how spectator responses may reflect the social and cultural context in which the spectator views the two films • any other relevant analysis of the two films. <p>Responses must refer to two set films: one US one non-US. They must refer to specific examples from the two films in detail, perhaps referring to key scenes they have analysed.</p>
Additional guidance	<p>Refer to the generic marking grid for questions 5 and 6.</p>

Question 5 and 6 Generic Marking Grid (to be used in conjunction with Question Specific Guidance for each question)

NB: If candidates only refer to one set film in their answer then they are limited to a maximum mark of the top of level 3.

Level (Mark)	AO1	Level (Mark)	AO2 1a, 1b
5 (13–15)	A comprehensive demonstration of knowledge and understanding of elements of film. <ul style="list-style-type: none"> • A clearly relevant, sustained and sophisticated response to the set question. • Comprehensive knowledge and understanding demonstrated through the level of breadth or depth of material used. • Use of film terminology is highly relevant and accurate. 	5 (17–20)	A comprehensive response that offers sophisticated and confident analysis and comparison in response to the question set. <ul style="list-style-type: none"> • Comprehensive analysis of relevant examples from the chosen films. • Comprehensive comparison of the two films in response to the question set. • Comprehensive application of understanding in response to the question set, integrated throughout the response and placed in context. • <i>Well-developed and detailed line of reasoning which is coherent and logically structured. The information presented is entirely relevant and substantiated.</i>
4 (10–12)	A good demonstration of knowledge and understanding of elements of film. <ul style="list-style-type: none"> • A highly relevant, generally accurate and appropriate response to the question set. • Generally accurate and detailed knowledge and understanding demonstrated through the breadth or depth of material used. • An accurate and appropriate use film terminology. 	4 (13–16)	A good response that offers a highly relevant and confident analysis and comparison of the chosen films in response to the question set. <ul style="list-style-type: none"> • Good analysis of relevant examples from the chosen films. • Good comparison of the two films. • Good application of understanding in response to the question set, integrated throughout the response. • <i>Well-developed line of reasoning which is clear and logically structured. The information presented is relevant and in the most part substantiated.</i>
3 (7–9)	An adequate demonstration of knowledge and understanding of elements of film. <ul style="list-style-type: none"> • A mostly relevant and appropriate response to the question set. • A mostly accurate knowledge with sound breadth or depth of material used. • Use of film terminology is mostly accurate. 	3 (9–12)	An adequate response that offers some relevant analysis and comparison of the chosen films in response to the question set. <ul style="list-style-type: none"> • Adequate analysis of relevant examples from the chosen films. • Adequate comparison of the two films. • Adequate application of understanding in response to the question set, placed in context. • <i>Line of reasoning is presented with some structure. The information presented is in the most-part relevant and supported by some evidence.</i>
2 (4–6)	A limited demonstration of knowledge and understanding of elements of film. <ul style="list-style-type: none"> • Response is coherent with some relevance to set question. • Knowledge shows some inaccuracies with limited breadth or depth of material used. • Use of film terminology is limited and may not always be accurate. 	2 (5–8)	A limited response that offers an analysis and comparison of the chosen films in response to the question set. <ul style="list-style-type: none"> • Limited analysis of relevant examples from the chosen films. • Limited comparison of the two films. • Limited application of understanding in response to the question set. • <i>Information presented has some relevance but is communicated in an unstructured way. Information is supported by some evidence, the relationship to the evidence may not be clear.</i>

Level (Mark)	AO1	Level (Mark)	AO2 1a, 1b
1 (1–3)	<p>A minimal demonstration of knowledge and understanding of elements of film.</p> <ul style="list-style-type: none"> • Weak comments of minimal relevance to set question and/or an incomplete response. • A lack of reference to the films studied to support knowledge. • Use of film terminology is minimal. 	1 (1–4)	<p>A minimal response that offers little relevant analysis or comparison of the chosen films in response to the question set.</p> <ul style="list-style-type: none"> • Minimal analysis of relevant examples from the chosen films. • Minimal comparison of the two films. • Minimal application of understanding in response to the question set. • Very simple ideas have been expressed but may not be linked to the specific question. • <i>Information presented is basic and may be ambiguous or unstructured. The information is supported by limited evidence.</i>
0	No response or no response worthy of credit.	0	No response or no response worthy of credit.

SECTION C

Question Specific Guidance (to be used in conjunction with Generic Marking Grid for questions 7 and 8)

- 7* Discuss how far the narrative and aesthetics of the **European** film you have studied reflect the contexts in which it was made. Refer to specific sequences in your answer. [35]

Assessment Objectives	<p>AO1: Demonstrate knowledge and understanding of elements of film. 15 marks</p> <p>AO2: Apply knowledge and understanding of elements of film to:</p> <ul style="list-style-type: none"> • analyse films (1a), including through the use of critical approaches (1c). 20 marks
Indicative Content	<p>Material listed below demonstrates how candidates might approach the question. It is a description of possible content only. It is not prescriptive, nor is it exclusive; examiners must be careful to reward original but well-focused answers.</p> <p>Candidates must refer to a European set film in their answer. They may wish to make reference to others in support of their points but the focus of the candidate response should be on the set film.</p> <p>There should be a sense of coherence in the answer that reflects an overall understanding of how the narrative and aesthetics of the chosen European film reflect the influence of the film's contexts, perhaps including its national culture. Candidates should refer to specific examples to illustrate their points and this will include reference to the micro-elements of film and how these can be used to create narrative and aesthetics.</p> <p>Responses might include:</p> <ul style="list-style-type: none"> • a critical approach to the analysis of film narrative • analysis of the film's aesthetics • discussion of the distinctiveness of the film's narrative and aesthetics • discussion of the role of the national culture in creating this distinctiveness • discussion of any other relevant social, cultural, political, historical or institutional context • any other relevant analysis. <p>Responses must refer to one set film. They must refer to specific examples from the film in detail, perhaps referring to key scenes they have analysed.</p>
Additional guidance	Refer to the generic marking grid for questions 7 and 8.

Question Specific Guidance (to be used in conjunction with Generic Marking Grid for questions 7 and 8)

- 8* Discuss how the **European** film you have studied combines narrative and the micro elements of film to create representations. Refer to specific sequences in your answer. **[35]**

Assessment Objectives	<p>AO1: Demonstrate knowledge and understanding of elements of film. 15 marks</p> <p>AO2: Apply knowledge and understanding of elements of film to:</p> <ul style="list-style-type: none"> • analyse films (1a), including through the use of critical approaches (1c). 20 marks
Indicative Content	<p>Material listed below demonstrates how candidates might approach the question. It is a description of possible content only. It is not prescriptive, nor is it exclusive; examiners must be careful to reward original but well-focused answers.</p> <p>Candidates must refer to a European set film in their answer. They may wish to make reference to others in support of their points but the focus of the candidate response should be on the set film.</p> <p>There should be a sense of coherence in the answer that reflects an overall understanding of how the film uses narrative and micro elements to create representations. Candidates should refer to specific examples to illustrate their points and this will include reference to the micro-elements of film and how these can be used with narrative to create representations.</p> <p>Responses might include:</p> <ul style="list-style-type: none"> • a critical approach to the analysis of film narrative • analysis of the interaction of narrative and micro elements • analysis of the representations in the film, including how the narrative constructs these representations • discussion of the influence of contexts on the representations created in the film • any other relevant analysis. <p>Responses must refer to one set film. They must refer to specific examples from the film in detail, perhaps referring to key scenes they have analysed.</p>
Additional guidance	Refer to the generic marking grid for questions 7 and 8.

Question 7 and 8 Generic Marking Grid (to be used in conjunction with Question Specific Guidance for each question)

Level (Mark)	AO1	Level (Mark)	AO2 1a, 1c
5 (13–15)	<p>A comprehensive demonstration of knowledge and understanding of elements of film.</p> <ul style="list-style-type: none"> • A clearly relevant, sustained and sophisticated response to the set question. • Comprehensive knowledge and understanding demonstrated through the level of breadth or depth of material used. • Use of film terminology is highly relevant and accurate 	5 (17–20)	<p>A comprehensive analysis in response to the question set.</p> <ul style="list-style-type: none"> • Comprehensive analysis of relevant examples from the chosen films • Comprehensive understanding of narrative, aesthetics and contexts (Q7) or narrative, micro elements and representations (Q8). • Comprehensive application of understanding of critical approaches. This is integrated throughout the response and placed in context. • <i>Well-developed and detailed line of reasoning which is coherent and logically structured. The information presented is entirely relevant and substantiated.</i>
4 (10–12)	<p>A good demonstration of knowledge and understanding of elements of film.</p> <ul style="list-style-type: none"> • A highly relevant, generally accurate and appropriate response to the question set. • Generally accurate and detailed knowledge and understanding demonstrated through the breadth or depth of material used. • Accurate and appropriate use of film terminology. 	4 (13–16)	<p>A good analysis in response to the question set.</p> <ul style="list-style-type: none"> • Good analysis of relevant examples from the chosen films. • Good understanding of narrative, aesthetics and contexts (Q7) or narrative, micro elements and representations (Q8). • Good application of understanding of critical approaches. This is integrated within the response and placed in context • <i>Well-developed line of reasoning which is clear and logically structured. The information presented is relevant and in the most part substantiated.</i>
3 (7–9)	<p>An adequate demonstration of knowledge and understanding of elements of film.</p> <ul style="list-style-type: none"> • A mostly relevant and appropriate response to the question set. • A mostly accurate knowledge with sound breadth or depth of material used. • Use of film terminology is mostly accurate. 	3 (9–12)	<p>An adequate analysis in response to the question set.</p> <ul style="list-style-type: none"> • Adequate analysis of relevant examples from the chosen films. • Adequate understanding of narrative, aesthetics and contexts (Q7) or narrative, micro elements and representations (Q8). Adequate application of understanding of critical approaches. This is placed in context. • <i>Line of reasoning is presented with some structure. The information presented is in the most-part relevant and supported by some evidence.</i>

Level (Mark)	AO1	Level (Mark)	AO2 1a, 1c
2 (4–6)	A limited demonstration of knowledge and understanding of elements of film: <ul style="list-style-type: none"> • Response is coherent with some relevance to set question. • Knowledge shows some inaccuracies with limited breadth or depth of material used. • Use of film terminology is limited and may not always be accurate. 	2 (5–8)	A limited analysis in response to the question set. <ul style="list-style-type: none"> • Limited analysis of relevant examples from the chosen films • Limited understanding of narrative, aesthetics and contexts (Q7) or narrative, micro elements and representations (Q8). • Limited application of understanding of critical approaches. This is likely to be descriptive. • Simple ideas have been expressed in a limited context. • <i>The information has some relevance, but is communicated in an unstructured way. The information is supported by limited evidence, the relationship to the evidence may not be clear.</i>
1 (1–3)	A minimal demonstration of knowledge and understanding of elements of film. <ul style="list-style-type: none"> • Weak comments of minimal relevance to set question and/or an incomplete response. • A lack of reference to the film studied to support knowledge. • Use of film terminology is minimal. 	1 (1–4)	A minimal analysis in response to the question set. <ul style="list-style-type: none"> • Minimal analysis of relevant examples from the chosen films. • Minimal understanding of narrative, aesthetics and contexts (Q7) or narrative, micro elements and representations (Q8). • Application of understanding of critical approaches is likely to be absent. • <i>Information presented is basic and may be ambiguous or unstructured. The information is supported by limited evidence.</i>
0	No response or no response worthy of credit.	0	No response or no response worthy of credit.

OCR (Oxford Cambridge and RSA Examinations)
The Triangle Building
Shaftesbury Road
Cambridge
CB2 8EA

OCR Customer Contact Centre

Education and Learning

Telephone: 01223 553998

Facsimile: 01223 552627

Email: general.qualifications@ocr.org.uk

www.ocr.org.uk

For staff training purposes and as part of our quality assurance programme your call may be recorded or monitored