



Oxford Cambridge and RSA

Cambridge National

Child Development

R018/01: Health and well-being for child development

Level 1/2 Cambridge National Certificate

Mark Scheme for June 2022

OCR (Oxford Cambridge and RSA) is a leading UK awarding body, providing a wide range of qualifications to meet the needs of candidates of all ages and abilities. OCR qualifications include AS/A Levels, Diplomas, GCSEs, Cambridge Nationals, Cambridge Technicals, Functional Skills, Key Skills, Entry Level qualifications, NVQs and vocational qualifications in areas such as IT, business, languages, teaching/training, administration and secretarial skills.

It is also responsible for developing new specifications to meet national requirements and the needs of students and teachers. OCR is a not-for-profit organisation; any surplus made is invested back into the establishment to help towards the development of qualifications and support, which keep pace with the changing needs of today's society.

This mark scheme is published as an aid to teachers and students, to indicate the requirements of the examination. It shows the basis on which marks were awarded by examiners. It does not indicate the details of the discussions which took place at an examiners' meeting before marking commenced.

All examiners are instructed that alternative correct answers and unexpected approaches in candidates' scripts must be given marks that fairly reflect the relevant knowledge and skills demonstrated.

Mark schemes should be read in conjunction with the published question papers and the report on the examination.

© OCR 2022

PREPARATION FOR MARKING

1. Make sure that you have accessed and completed the relevant and training packages for on-screen marking: *Assessor3 Online Training* and the *OCR Essential Guide to Marking*.
2. Make sure that you have read and understood the Instructions for On-Screen Marking and the mark scheme and the question paper for this unit. These are posted on the RM Cambridge Assessment Support Portal <http://www.rm.com/support/ca>
3. Log-in to RM Assessor3 and mark the **required number** of practice responses and the **required number** of standardisation responses.

YOU MUST MARK 5 PRACTICE AND 10 STANDARDISATION RESPONSES BEFORE YOU CAN BE APPROVED TO MARK LIVE SCRIPTS.

MARKING

1. Mark strictly to the mark scheme.
2. Marks awarded must relate directly to the marking criteria.
3. The schedule of dates is very important. It is essential that you meet the 50% and 100% deadlines. If you experience problems, **you must contact your Team Leader (Supervisor) without delay.**
4. If you are in any doubt about applying the mark scheme, consult your Team Leader by telephone or the assessor3 messaging system, or by email.
5. **Crossed Out Responses**
Where a candidate has crossed out a response and provided a clear alternative then the crossed out response is not marked. Where no alternative response has been provided, examiners may give candidates the benefit of the doubt and mark the crossed out response where legible.

Multiple Choice Question Responses

When a multiple choice question has only a single, correct response and a candidate provides two responses (even if one of these responses is correct), then no mark should be awarded (as it is not possible to determine which was the first response selected by the candidate).

When a question requires candidates to select more than one option/multiple options, then only the first responses up to the number required should be awarded, even if later responses in the list are correct.

Contradictory Responses

When a candidate provides contradictory responses, then no mark should be awarded, even if one of the answers is correct.

Short Answer Questions (requiring only a list by way of a response, usually worth only **one mark per response**)

If the candidates are required to provide a description of, say, three items or factors and four items or factors are provided, then mark on a similar basis – that is downwards, marking the first response only. . *(The underlying assumption is that the candidate is attempting to hedge their bets and therefore getting undue benefit rather than engaging with the question and giving the most relevant/correct responses.)*

Short Answer Questions (requiring a more developed response, worth **two or more marks**)

Where candidates are required to provide a set number of short answer responses then only the set number of responses should be marked. The response space should be marked downwards. The remaining responses should not then be marked. Examiners will have to apply judgement as to whether a 'second response' on a line is a development of the 'first response', rather than a separate, discrete response. *(The underlying assumption is that the candidate is attempting to hedge their bets and therefore getting undue benefit rather than engaging with the question and giving the most relevant/correct responses.)*

Longer Answer Questions (requiring a developed response)

Where candidates have provided two (or more) responses to a medium or high tariff question which only required a single (developed) response and not crossed out the first response, then only the first response should be marked. Examiners will need to apply professional judgement as to whether the second (or a subsequent) response is a 'new start' or simply a poorly expressed continuation of the first response.

6. Award No Response (NR) if:

- there is nothing written in the answer space

Award Zero '0' if:

- anything is written in the answer space and is not worthy of credit (this includes text and symbols).

Team Leaders must confirm the correct use of the NR button with their markers and will check this when reviewing scripts.

7. Always check the **additional pages** (and additional objects if present) at the end of the response in case any answers have been continued there. If the candidate has continued an answer there then annotate the answer as usual or put '**seen**' if not worthy of marks, to confirm that the work has been seen. The 'link page' option should be used on Assessor3 to link candidate responses in additional objects to the corresponding question number.

- Where additional objects are present, all pages must contain an annotation, or Assessor3 will not allow you to submit the script. Where no response is given by a candidate on a whole page the 'BP' annotation **must** be applied.
- Where generic answer booklets are used, all pages must contain an annotation, or Assessor3 will not allow you to submit the script. Where no response is given by a candidate on a whole page the 'BP' annotation **must** be applied.

9. The assessor3 **comments box** is used by your team leader to explain the marking of the practice responses. Please refer to these comments when checking your practice responses. **Do not use the comments box for any other reason.** If you have any questions or comments for your team leader, use the phone, the scoris messaging system, or e-mail.

10. Assistant Examiners will send a brief report on the performance of candidates to their Team Leader (Supervisor) via email by the end of the marking period. The report should contain notes on particular strengths displayed by candidates as well as common errors or weaknesses. Constructive criticism of the question paper/mark scheme is also appreciated.
10. For answers marked by levels of response:
- To determine the level** – start at the highest level and work down until you reach the level that matches the answer
 - To determine the mark within the level**, consider the following:

Descriptor	Award mark
On the borderline of this level and the one below	At bottom of level
Just enough achievement on balance for this level	Above bottom and either below middle or at middle of level (depending on number of marks available)
Meets the criteria but with some slight inconsistency	Above middle and either below top of level or at middle of level (depending on number of marks available)
Consistently meets the criteria for this level	At top of level

Annotations:

On the next page are the annotations, (including abbreviations), which are to be used when marking R018.
















No Response:

Use the NR (no response) button if the question has not been attempted.


Note:

Points questions: The number of ticks must match the number of marks awarded.


Levels of response questions: The number of ticks will not necessarily correspond to the marks awarded.

Annotation	Meaning of annotation
	Tick – correct answer / development of point
	Cross – incorrect answer
	Level 1
	Level 2
	Level 3
	Benefit of doubt (Do not ‘tick’ as well because ‘Bod’ does count as a mark)
	Omission mark
	Too vague
	Repeat
	Noted but no credit given / zero mark response
	Either: Positive OR Physical
	Negative
	Intellectual
	Emotional
	Social

Question	Answer	Mark	Guidance
1 (a)	<p>Two marks for a description. Two required.</p> <p>Precautions to prevent burns due to a hot drink spill:</p> <ul style="list-style-type: none"> • Never drink tea or coffee while holding a baby or young child as they can grab it/you can spill it • Keep hot drinks out of reach of babies and toddlers/on a high shelf / middle of the table so they can't reach it • Never pass hot drinks over the heads of babies or young children in case it spills on them/they try and grab it • Don't put it on a table with a tablecloth hanging over the edges as the child may pull it down causing the drink to spill • Adult supervision if hot drinks are around, to keep the child a safe distance away from any hot drinks • Put child in play pen so that they cannot reach a hot drink • Use a cup with a lid that prevents spilling the drink over the child 	<p>4 (2x2)</p>	<p>Annotation: The number of ticks must match the number of marks awarded. For incorrect answers use the cross or appropriate annotation from the following:</p> <div style="border: 1px solid black; padding: 5px; display: inline-block; margin: 10px 0;"> ^ TV REP SEEN </div> <p>For each description:</p> <p>2 marks:</p> <ul style="list-style-type: none"> • Detailed description of one precaution to prevent burns caused by hot drink spill <p>1 mark:</p> <ul style="list-style-type: none"> • Brief statement of a way of preventing burns caused by hot drink spill <p>Accept other appropriate precautions.</p>

Question		Answer	Mark	Guidance
1	(b)	<p>One mark for each identification. Four required.</p> <p>Ways children get burnt in the home:</p> <ul style="list-style-type: none"> • hair straighteners/curling wand • iron • kettle/coffee makers • oven door / cooker hob / oven • saucepans/saucepan handles/steamers • bath water/water bottles • unguarded fires/fireplace • electric fires/heater • radiators • dishwasher • chemicals/chemical cleaning agents • matches/lighter • candles • hot food • hot plates • lightbulb <p>Accept other appropriate ways.</p>	<p>4 (4x1)</p>	<p>Annotation: The number of ticks must match the number of marks awarded. For incorrect answers use the cross or appropriate annotation from the following:</p> <div style="border: 1px solid black; padding: 5px; text-align: center;">  </div> <p>Do not accept:</p> <ul style="list-style-type: none"> • hot drink/tea/coffee spill (given in the question) • vague answers such as 'hot items', 'hot surfaces' • 'fire' on its own • sunburn <p>Answer must be related to ways they can get burnt in the home and not how to prevent.</p>

Question		Answer	Mark	Guidance
1	(c)	<p>One mark for correct safety symbol named. One required.</p> <ul style="list-style-type: none"> • BSI Safety mark/BSI • Kite mark/symbol 	<p>1 (1x1)</p>	<p>Annotation: The number of ticks must match the number of marks awarded. For incorrect answers use the cross.</p> <p>These are the only two acceptable answers</p>

Question	Answer	Mark	Guidance
1 (d)	<p>One explanation required. Three marks.</p> <p>Taylor's emotional needs:</p> <ul style="list-style-type: none"> • reassurance • comfort • to feel confident/at ease • not frightened / scared • not anxious / confused / distressed • feel loved/cared for • know his mother is there with/for him/giving him attention • continuity of care- more settled • security <p>Ways needs are met:</p> <ul style="list-style-type: none"> • reassurance • comfort • empathy • show a lot of love/affection • attention/talking/singing to him • skin to skin contact where he is not burnt • child feels safe/not alone • mum is familiar <p>Accept other appropriate answers.</p>	<p>3 (3x1)</p>	<p>Annotation: For an incorrect answer use the cross or appropriate annotation from the following</p> <div style="border: 1px solid black; padding: 5px; margin: 10px auto; width: fit-content;"> ^ TV REP SEEN </div> <p>For a correct answer use the following annotation:</p> <p>E for an emotional need</p> <p> for a way the need is met</p> <p>For 3 marks:</p> <p>Two 'E' plus one tick OR Two ticks and one 'E'</p> <p>Do not credit:</p> <ul style="list-style-type: none"> • repeats, e.g. reassurance as a need and as a way need is met. Credit once only. • Preparing for a stay in hospital <p>Explanation must be relevant to a 10-month-old baby</p>

Question			Answer	Mark	Guidance
2	(a)	(i)	<p>One mark for correct name.</p> <ul style="list-style-type: none"> Soft spot 	<p>1 (1x1)</p>	<p>Annotation: The number of ticks must match the number of marks awarded. For incorrect answers use the cross or appropriate annotation from the following:</p> <div style="border: 1px solid black; padding: 5px; text-align: center;"> ^ TV SEEN </div> <p>This is the only acceptable answer.</p>

Question			Answer	Mark	Guidance
2	(a)	(ii)	<p>One description required. Three marks.</p> <p>Description of what the fontanelle is:</p> <ul style="list-style-type: none"> is on top of baby's head, near the front and another area towards the back four pieces of bone that make up part of the skull not joined/fused together yet it makes giving birth easier / helps with labour tough membrane covers soft spot/indent protects the brain underneath soft spot may pulsate bones won't join/fuse together for at least a year 	<p>3 (3x1)</p>	<p>Annotation: The number of ticks must match the number of marks awarded. For an incorrect answer use the cross or appropriate annotation from the following</p> <div style="border: 1px solid black; padding: 5px; text-align: center;"> ^ TV REP SEEN </div> <p>Credit any 3 valid points.</p>

Question		Answer	Mark	Guidance
2	(b)	<p>One mark for each correct reflex. Four required.</p> <ul style="list-style-type: none"> • Sucking / suck • rooting • grasp • standing / walking / stepping • moro / startle / falling • Babinski 	<p>4 (4x1)</p>	<p>Annotation:</p> <p>The number of ticks must match the number of marks awarded.</p> <p>For incorrect answers use the cross.</p> <p>Do not credit:</p> <ul style="list-style-type: none"> • 'grabbing' for grasping


Question	Answer	Mark	Guidance	
2	<p>(c)*</p> <p>Reasons for post-natal review;</p> <ul style="list-style-type: none"> • Advice given on Mia’s diet/weight loss/guidance on healthy eating • Advice on booking a smear test • Advice on contraception • Can discuss any concerns she may have about herself or her baby • Check Mia’s mental health and well-being / post-natal depression • Check Mia’s physical health • Guidance on exercise/physical activity/post-natal exercises i.e. pelvic floor • Mia will be asked how she is coping / feeling / tired / bonding with baby • Support for baby offered e.g. Breast/bottle feeding/ baby routines • To see how she is coping with the baby <p>Checks carried out;</p> <ul style="list-style-type: none"> • Mia’s blood pressure • Pelvic exam / Perineal check / see if stitches / caesarean scar has healed • Weight checked • Any vaginal discharge • Has Mia had a period since giving birth • Check uterus is going back to size • Incontinence/leaking urine • Suffering from constipation / haemorrhoids • Breast check for lumps / mastitis/blocked milk ducts • Legs-check for varicose veins / swelling/symptoms to suggest a blood clot • Diet checks-need supplements e.g. Iron/calcium 	8	<p>Content</p> <p>Annotation: The number of ticks will not necessarily correspond to the marks awarded.</p> <p>Level 3 checklist</p> <ul style="list-style-type: none"> • detailed discussion • both reasons and checks discussed • relevant information • QWC – high <p>Level 2 checklist</p> <ul style="list-style-type: none"> • sound discussion • reason(s) and checks discussed - but not fully developed • relevant information • QWC – mid <p>Level 1 checklist</p> <ul style="list-style-type: none"> • basic/limited discussion • identification of reason or checks only • list like/muddled • QWC – low <p>Do not credit:</p> <ul style="list-style-type: none"> • Checks on the baby – answers must relate to Mia. • Mia’s heart rate 	<p>Levels of response</p> <p>Level 3 (7–8 marks) Answers will provide a detailed discussion of both reasons and checks carried out. The answer is well-developed, clear and logically structured. The information presented is relevant. There will be few errors, if any, of grammar, punctuation and spelling.</p> <p>Level 2 (4–6 marks) Answers will provide a sound discussion of reason(s) and checks The answer presented with some structure and the information presented is in the most part relevant. There may be some errors of grammar, punctuation and spelling.</p> <p>Level 1 (1–3 marks) Answers will provide a basic discussion of a reason or check carried out. List like answers should be placed in this level. Answers may be muddled, demonstrating little knowledge or understanding. Errors of grammar and spelling may be noticeable and intrusive.</p> <p>0 marks – response not worthy of credit</p>

Question	Answer	Mark	Guidance
3 (a)	<p>One description required. Two marks.</p> <p>Role of the GP:</p> <ul style="list-style-type: none"> • Answering initial questions/giving initial advice on pregnancy • Discuss any existing medical conditions Azmi may have that could affect her pregnancy • Treat Azmi for any non-pregnancy related medical problems during pregnancy/manage long-term conditions e.g. diabetes • Treat minor illnesses that are pregnancy related e.g. morning sickness/cystitis • Respond to any emergency problems with pregnancy Azmi may have e.g. abdominal pain • GP would direct / refer her to midwife services, e.g. scans, antenatal care / put her on the maternity list 	<p>2 (1x2)</p>	<p>Annotation: The number of ticks must match the number of marks awarded. For incorrect answers use the cross or appropriate annotation from the following:</p> <div style="border: 1px solid black; padding: 5px; margin: 10px auto; width: fit-content;"> ^ TV REP SEEN </div> <p>For each description:</p> <p>2 marks:</p> <ul style="list-style-type: none"> • Description with some detail of the role of the GP. <p>1 mark:</p> <ul style="list-style-type: none"> • One aspect identified • Limited or no description • List like <p>Do not accept:</p> <ul style="list-style-type: none"> • To 'confirm pregnancy' as question states she is pregnant. • Specific tests e.g. urine, for STIs etc • Booking her in for scans • 'give advice' on its own

Question		Answer	Mark	Guidance										
3	(b)	<p>One mark for each correct answer. Four required.</p> <table border="1"> <thead> <tr> <th>Routine check</th> <th>Name</th> </tr> </thead> <tbody> <tr> <td>This check could show the baby has stopped growing</td> <td>Weight check</td> </tr> <tr> <td>This check could show if the mother is suffering from anaemia</td> <td>Blood test</td> </tr> <tr> <td>This check assesses the size of the baby</td> <td>Examination of the uterus</td> </tr> <tr> <td>This check could indicate the onset of pre-eclampsia</td> <td>Urine test</td> </tr> </tbody> </table>	Routine check	Name	This check could show the baby has stopped growing	Weight check	This check could show if the mother is suffering from anaemia	Blood test	This check assesses the size of the baby	Examination of the uterus	This check could indicate the onset of pre-eclampsia	Urine test	<p>4 (4x1)</p>	<p>Annotation: The number of ticks must match the number of marks awarded.</p> <p>For an incorrect answer use the cross.</p> <p>If more than one answer is written in a box: No mark should be awarded.</p> <p>Crossed Out Responses:</p> <ul style="list-style-type: none"> Where a candidate has crossed out a response and provided a clear alternative then the crossed out response is not marked. Where no alternative response has been provided, examiners may give candidates the benefit of the doubt and mark the crossed out response where legible. <p>These are the only correct answers.</p>
Routine check	Name													
This check could show the baby has stopped growing	Weight check													
This check could show if the mother is suffering from anaemia	Blood test													
This check assesses the size of the baby	Examination of the uterus													
This check could indicate the onset of pre-eclampsia	Urine test													

Question	Answer	Mark	Guidance
3 (c)	<p>One mark for each correct reason. Three required</p> <p>Reasons for choosing a hospital birth:</p> <ul style="list-style-type: none"> • Azmi can leave the demands of home life at home • Because it is her first pregnancy • Can meet other mothers • Complications at a previous birth / complications • Forceps/ventouse/ caesarean section can only be carried out in hospital if Azmi needed one of these • May be an older mother so more at risk • Mother may feel safer • Midwife/health professionals available at all times to answer any questions • More opportunities to rest/restricted visiting hours • Multiple birth • She may have health problems • Some types of pain relief/epidural/ wider range can only be given in hospital – Azmi may want one of these • Specialist equipment for baby / specialist care • Sterile conditions/more hygienic • Trained staff on hand if there is a problem 	3 (3x1)	<p>Annotation:</p> <p>The number of ticks must match the number of marks awarded. For incorrect answers use the cross or appropriate annotation from the following:</p> <div style="border: 1px solid black; padding: 5px; margin: 10px auto; width: fit-content;"> ^ TV REP SEEN </div> <p>Do not accept:</p> <ul style="list-style-type: none"> • More staff • A safe place

Question			Answer	Mark	Guidance
3	(d)	(i)	<p>One mark for correct answer.</p> <ul style="list-style-type: none"> Entonox <p>'Bod' for incorrect spelling – but must be recognisable.</p>	<p>1 (1x1)</p>	<p>Annotation: The number of ticks must match the number of marks awarded. For incorrect answers use the cross or appropriate annotation from the following:</p> <p>This is the only acceptable answer</p> <p>Do not accept:</p> <ul style="list-style-type: none"> 'Laughing gas' Nitrous oxide

Question			Answer	Mark	Guidance
3	(d)	(ii)	<p>One description required. Two marks.</p> <p>How gas and air helps relieve pain:</p> <ul style="list-style-type: none"> Does not remove all pain but does reduce it Mother breathes in gas and air through a mouth piece Works within 20 seconds / works quickly Gas and air breathed in at start of contraction Mixture of oxygen and nitrous oxide Mother is in control of the mouthpiece/mask Can be used alongside painkilling injection-pethidine to give more pain relief 	<p>2 (2x1)</p>	<p>Annotation: The number of ticks must match the number of marks awarded. For incorrect answers use the cross or appropriate annotation from the following:</p> <div style="border: 1px solid black; padding: 5px; text-align: center;">  </div> <p>For a description:</p> <p>2 marks:</p> <ul style="list-style-type: none"> Any two valid points. <p>1 mark:</p> <ul style="list-style-type: none"> One valid point

Question		Answer	Mark	Guidance										
4	(a)	<p>One mark for an identification. Three required.</p> <table border="1"> <thead> <tr> <th></th> <th>Name</th> </tr> </thead> <tbody> <tr> <td>A</td> <td><i>Placenta</i></td> </tr> <tr> <td>B</td> <td>Umbilical cord</td> </tr> <tr> <td>C</td> <td>Amniotic fluid</td> </tr> <tr> <td>D</td> <td>Mucus plug</td> </tr> </tbody> </table>		Name	A	<i>Placenta</i>	B	Umbilical cord	C	Amniotic fluid	D	Mucus plug	<p>3 (3x1)</p>	<p>Annotation: The number of ticks must match the number of marks awarded.</p> <p>For an incorrect answer use the cross.</p> <p>No other answers are acceptable.</p> <p>If more than one name is written in a box: No mark should be awarded.</p> <p>Crossed Out Responses:</p> <ul style="list-style-type: none"> • Where a candidate has crossed out a response and provided a clear alternative then the crossed out response is not marked. • Where no alternative response has been provided, examiners may give candidates the benefit of the doubt and mark the crossed-out response where legible.
	Name													
A	<i>Placenta</i>													
B	Umbilical cord													
C	Amniotic fluid													
D	Mucus plug													

Question	Answer	Mark	Guidance	
			Content	Levels of response
4(b)*	<p>Function of the placenta</p> <ul style="list-style-type: none"> Placenta is organ through which the baby feeds while in uterus/provides nutrients Placenta is organ through which baby breathes while in the uterus Placenta is organ through which baby excretes waste while in the uterus Placenta passes on anti-bodies - natural/passive immunity <p>Development of foetus:</p> <ul style="list-style-type: none"> Foetus needs oxygen and nutrients to develop in uterus which placenta provides Foetus needs waste substance removed via the placenta Blood from baby flows continually to and from placenta through umbilical cord In placenta baby's blood comes very close to mother's blood but does not mix. Baby's and mother's blood are close enough for food and oxygen to pass from mother to baby and for carbon dioxide and waste products from kidneys to pass from foetus to mother. <p>Do not credit:</p> <ul style="list-style-type: none"> Placenta passes alcohol / drugs / smoking to the foetus as this is not relevant to explaining the function 	6	<p>Annotation: The number of ticks will not necessarily correspond to the marks awarded. This is a levels of response question – marks are awarded on the quality of the response given.</p> <p>Level 3 checklist</p> <ul style="list-style-type: none"> detailed explanation of function of the placenta clearly related to development of foetus relevant information QWC – high <p>Level 2 checklist</p> <ul style="list-style-type: none"> some explanation about the function of the placenta with some reference to development of foetus some relevant information QWC – mid <p>Level 1 checklist</p> <ul style="list-style-type: none"> basic explanation/information about function of placenta little or no reference to development of foetus list like/muddled QWC – low 	<p>Level 3 (5–6 marks) Answers will provide a detailed explanation of function of the placenta related to development of foetus. Answers will be clear and logically structured. There will be few errors, if any, of grammar, punctuation and spelling.</p> <p>Level 2 (3–4 marks) Answers will provide some explanation of function of the placenta with some reference to development of foetus. Answers are presented with some structure and are relevant. There may be some errors of grammar, punctuation and spelling.</p> <p>Level 1 (1–2 marks) Answer provides basic/limited explanation of the function of the placenta, with little or no reference to development of foetus. Answers may be list like, muddled, demonstrating little knowledge or understanding. Errors of grammar and spelling may be noticeable and intrusive.</p> <p>0 marks – response not worthy of credit.</p>

Question		Answer	Mark	Guidance
4	(c)	<p>One mark for correct answer.</p> <p>Name of twins that develop from one egg:</p> <ul style="list-style-type: none"> • Identical twins / Identical • Uniovular twins / Uniovular • Monozygotic 	1 (1x1)	<p>Annotation: The number of ticks must match the number of marks awarded. For incorrect answers use the cross or appropriate annotation from the following:</p> <div style="text-align: center; border: 1px solid black; padding: 10px; width: fit-content; margin: 0 auto;"> TV SEEN </div> <p>If more than one answer is written on the line: Credit the first answer only.</p>

Question			Answer	Mark	Guidance
5	(a)	(i)	<p>One mark for each correctly inserted word. Words inserted in this order:</p> <ul style="list-style-type: none"> • body • antibodies • germs • disease • influenza <p>A vaccine makes the body produce the right type of antibodies to destroy the germs that cause a particular disease.</p> <p>One common vaccination given to children is for influenza.</p>	5 (5x1)	<p>Annotation: The number of ticks must match the number of marks awarded. For incorrect answers use the cross or appropriate annotation from the following:</p> <div style="border: 1px solid black; padding: 5px; display: inline-block; text-align: center;"> ^ REP SEEN </div> <p>Answers must state 'influenza' not 'flu'.</p> <p>Crossed Out Responses: Where a candidate has crossed out a response and provided a clear alternative then the crossed out response is not marked. Where no alternative response has been provided, examiners may give candidates the benefit of the doubt and mark the crossed out response where legible.</p>

Question			Answer	Mark	Guidance
5	(a)	(ii)	<p>One mark for correct answer. One required.</p> <ul style="list-style-type: none"> • injection • needle • by mouth/on a teaspoon • nasal spray • a jab • syringe 	1 (1x1)	<p>Annotation: The number of ticks must match the number of marks awarded. For incorrect answers use the cross.</p>

Question	Answer	Mark	Guidance
5 (b)	<p>One mark for each identification. Three required.</p> <p>General signs of illness in a child:</p> <ul style="list-style-type: none"> • cough • clingy • diarrhoea • earache • flushed/pale complexion • headache • irritable/fretful behaviour/wants attention • lack of desire to play/lack of energy/lethargic • non-stop/continual crying • pain • raised temperature/high temperature/fever • reduced appetite/eating less • runny/blocked nose • rash • stomach ache/pain • swollen glands • tiredness/fatigue • disturbed sleep/unsettled • vomiting/being sick/sickness/nausea <p>Accept other <u>general</u> sign of illness.</p>	3 (3x1)	<p>Annotation: The number of ticks must match the number of marks awarded. For incorrect answers use the cross or appropriate annotation from the following:</p> <div style="border: 1px solid black; padding: 5px; margin: 10px auto; width: fit-content;"> ^ TV REP SEEN </div> <p>Do not accept:</p> <ul style="list-style-type: none"> • sneezing • 'temperature' on its own • faint • 'sick' on its own • 'crying' on its own. Must reference it being prolonged. <p>Annotate: ^ crying</p>

Question			Answer	Mark	Guidance
5	(c)	(i)	<p>One mark for correct definition.</p> <p>The meaning of pre-conception health:</p> <ul style="list-style-type: none"> health before being pregnant/pregnancy health before conception <p>Answer must be the 'meaning' of, not how to achieve it.</p>	<p>1 (1x1)</p>	<p>Annotation: The number of ticks must match the number of marks awarded. For incorrect answers use the cross or appropriate annotation from the following:</p> <div style="border: 1px solid black; padding: 5px; display: inline-block;"> ^ TV SEEN </div> <p>Answers need to refer to <u>health</u>, not just 'before planning to have a child'.</p>


Question			Answer	Mark	Guidance
5	(c)	(ii)	<p>One explanation required. Three marks.</p> <p>Why diet is important for pre-conceptual health:</p> <ul style="list-style-type: none"> Important for mother/father to be in <u>good health</u>/free from infection It can have a significant impact on the health of the <u>future</u> baby Not underweight/overweight/obese should follow guidelines for healthy diet e.g. eat at least 5 portions of fruit and veg/Eat well guide Reduce sugar intake –risk of diabetes Reduce fat intake- risk of being overweight/obese Avoid foods at risk of food poisoning e.g. raw meat Vegetarian and vegan diet to provide sufficient protein/iron Folic acid before pregnancy to prevent spina bifida Being overweight or underweight can affect fertility Healthy weight/diet an help make it easier to conceive <p>Effects can be positive or negative</p>	<p>3 (1x3)</p>	<p>Annotation: The number of ticks must match the number of marks awarded. For an incorrect answer use the cross or appropriate annotation from the following:</p> <div style="border: 1px solid black; padding: 5px; display: inline-block;"> ^ TV REP SEEN </div> <p>For explanation:</p> <p>3 marks:</p> <ul style="list-style-type: none"> Detailed explanation of why diet is important for pre-conception health. 3 valid points <p>2 marks:</p> <ul style="list-style-type: none"> Some explanation of why diet is important for pre-conception health. 2 valid points <p>1 mark:</p> <ul style="list-style-type: none"> One reason identified Limited or no explanation

Question	Answer	Mark	Guidance
5 (d)	<p>One mark for an identification. Four required.</p> <p>Ways parents/carers can help prevent their child from being involved in an accident when walking on a pavement or crossing the road:</p> <ul style="list-style-type: none"> • Always cross roads in a careful way – always look both ways/no running • They must not cross roads by themselves • Always hold a parent/carer/adult’s hand at all times/hold hand • They must walk on the pavement side furthest away from the road • Make sure the child can be seen/wear reflective clothing/carry a reflective bag/bright clothing • They should follow the rules of the green cross code • They should always cross at a pelican crossing/zebra crossing/school lollypop person/not between two parked cars • They must know that pavements are for people/roads are for traffic • If they are young (toddlers) they should wear a harness or reins • Wait for the green man before crossing <p>Accept other appropriate ways.</p>	4 (4x1)	<p>Annotation: The number of ticks must match the number of marks awarded.</p> <p>For incorrect answers use the cross or appropriate annotation from the following:</p> <div style="border: 1px solid black; padding: 5px; margin: 10px auto; width: fit-content;"> ^ TV REP SEEN </div> <p>Do not accept:</p> <ul style="list-style-type: none"> • Vague answers such as: ‘teach them about road safety’ or ‘tell them about the dangers of traffic’. • Watch a video

Question			Answer	Mark	Guidance
6	(a)	(i)	<p>One mark for correct answer for each condition. One answer for each condition required</p> <p>Test: Alpha fetoprotein Condition:</p> <ul style="list-style-type: none"> • Spina bifida • Down's syndrome • Anencephaly • Neural tube defects <p>Test: Amniocentesis Condition</p> <ul style="list-style-type: none"> • Down's syndrome • Edward's syndrome • Sickle cell anaemia • Cystic fibrosis • Patau's syndrome • Muscular dystrophy • Thalassaemia 	2 (2x1)	<p>Annotation: The number of ticks must match the number of marks awarded. For incorrect answers use the cross.</p> <p>Must be different answers</p>

Question			Answer	Mark	Guidance
6	(a)	(ii)	<p>One description. Three marks.</p> <p>How an amniocentesis test is done:</p> <ul style="list-style-type: none"> • Usually carried out 15 – 20 weeks of pregnancy (within this range) • A hollow/thin needle is used • Needle is inserted through the mother’s abdominal (belly) wall • Needle goes into the uterus/womb/ amniotic sac • A small amount of amniotic fluid is extracted/taken out • The fluid and cells it contains are examined/tested/sent off for testing • Procedure takes about 10 minutes • Ultrasound can be used to detect the position of the baby • Is carried out by an obstetrician 	<p>3 (1x3)</p>	<p>Annotation: The number of ticks must match the number of marks awarded. For incorrect answers use the cross or appropriate annotation from the following:</p> <div style="border: 1px solid black; padding: 5px; width: fit-content; margin: 10px auto;"> A TV REP SEEN </div> <p>For description:</p> <p>3 marks:</p> <ul style="list-style-type: none"> • Detailed description of how an amniocentesis test is carried out. 3 valid points <p>2 marks:</p> <ul style="list-style-type: none"> • Some description of how an amniocentesis test is carried out. 2 valid points <p>1 mark:</p> <ul style="list-style-type: none"> • Limited or no description. <p>Do not accept:</p> <ul style="list-style-type: none"> • gynaecologist • taken from/through the stomach • taken from the baby • needle in the arm

Question		Answer	Mark	Guidance
6	(b)	<p>One mark for each identification. Two required.</p> <p>Factors</p> <ul style="list-style-type: none"> • career / jobs / work • finance / money • health • housing/living accommodation i.e. number of bedrooms/high rise flat/garden • if there is a history of hereditary diseases in either family • illness • mental health • peer pressure/social expectations • relationship between partners / their relationship • support from family e.g. availability for childcare <p>Accept other appropriate factors.</p>	<p>2 (2x1)</p>	<p>Annotation: The number of ticks must match the number of marks awarded. For incorrect answers use the cross or appropriate annotation from the following:</p> <div style="border: 1px solid black; padding: 5px; width: fit-content; margin: 10px auto;"> ^ TV REP SEEN </div> <p>Do not accept:</p> <ul style="list-style-type: none"> • age • stability on its' own • relationship on its' own

Question	Answer	Mark	Guidance
6 (c)	<p>Three rules required. Three marks.</p> <p>Rules to avoid inappropriate personal contact:</p> <ul style="list-style-type: none"> • Teach children that their bodies and feelings are their own • Children do not have to show physical affection to anyone if they do not want to e.g. kissing, hugging, sitting on someone's lap, say no. • Children should be taught that it is wrong for them to be touched in a way that hurts or frightens them or feels rude. • They should be taught that it is alright to tell a safe/trusted adult if they are worried about this. • Children have a right to privacy when they go to the toilet if they want it. Always ask if help is wanted before opening the toilet door. • Children should know that it is wrong for them to feel bullied/be bullied • It is ok to break normal behaviour rules e.g. shout/kick/punch to avoid inappropriate personal contact • Taught PANTS/ 'Pantosaurus' video by NSPCC <p>P- Privates are private</p> <p>A - Always remember your body belongs to you</p> <p>N- No means 'No'</p> <p>T- Talk about secrets that upset you</p> <p>S- Speak up someone can help</p>	3 (3x1)	<p>Annotation: The number of ticks must match the number of marks awarded.</p> <p>For an incorrect answer use the cross or appropriate annotation from the following</p> <div style="border: 1px solid black; padding: 10px; text-align: center;">  </div> <p>Do not accept:</p> <ul style="list-style-type: none"> • Vague answers such as 'stranger danger' without reference to personal contact specifically. • Reference to internet safety • Answers that are about the child i.e the child should ask before hugging someone or 'the child should keep their hands to themselves'. • 'Being vocal about anything they don't like' – 'anything' is too vague.

Question		Answer	Mark	Guidance												
6	(d)	<p>One mark for each correct answer.</p> <table border="1"> <thead> <tr> <th>Third stage of labour</th> <th>True (✓)</th> <th>False (✓)</th> </tr> </thead> <tbody> <tr> <td>An injection of syntocinon may be given to speed up the process</td> <td>✓</td> <td></td> </tr> <tr> <td>Contractions push the placenta out</td> <td>✓</td> <td></td> </tr> <tr> <td>It begins when the baby's head has crowned</td> <td></td> <td>✓</td> </tr> </tbody> </table>	Third stage of labour	True (✓)	False (✓)	An injection of syntocinon may be given to speed up the process	✓		Contractions push the placenta out	✓		It begins when the baby's head has crowned		✓	<p>3 (3x1)</p>	<p>Annotation: The number of ticks must match the number of marks awarded.</p> <p>For an incorrect answer use the cross.</p> <p>No other answers are acceptable.</p> <p>If more than one box is ticked: No mark should be awarded.</p> <p>Crossed Out Responses:</p> <ul style="list-style-type: none"> • Where a candidate has crossed out a response and provided a clear alternative then the crossed out response is not marked. • Where no alternative response has been provided, examiners may give candidates the benefit of the doubt and mark the crossed out response where legible.
Third stage of labour	True (✓)	False (✓)														
An injection of syntocinon may be given to speed up the process	✓															
Contractions push the placenta out	✓															
It begins when the baby's head has crowned		✓														

Need to get in touch?

If you ever have any questions about OCR qualifications or services (including administration, logistics and teaching) please feel free to get in touch with our customer support centre.

Call us on

01223 553998

Alternatively, you can email us on

support@ocr.org.uk

For more information visit

 ocr.org.uk/qualifications/resource-finder

 ocr.org.uk

 [Twitter/ocrexams](https://twitter.com/ocrexams)

 [/ocrexams](https://twitter.com/ocrexams)

 [/company/ocr](https://www.linkedin.com/company/ocr)

 [/ocrexams](https://www.youtube.com/ocrexams)



OCR is part of Cambridge University Press & Assessment, a department of the University of Cambridge.

For staff training purposes and as part of our quality assurance programme your call may be recorded or monitored. © OCR 2022 Oxford Cambridge and RSA Examinations is a Company Limited by Guarantee. Registered in England. Registered office The Triangle Building, Shaftesbury Road, Cambridge, CB2 8EA.

Registered company number 3484466. OCR is an exempt charity.

OCR operates academic and vocational qualifications regulated by Ofqual, Qualifications Wales and CCEA as listed in their qualifications registers including A Levels, GCSEs, Cambridge Technicals and Cambridge Nationals.

OCR provides resources to help you deliver our qualifications. These resources do not represent any particular teaching method we expect you to use. We update our resources regularly and aim to make sure content is accurate but please check the OCR website so that you have the most up-to-date version. OCR cannot be held responsible for any errors or omissions in these resources.

Though we make every effort to check our resources, there may be contradictions between published support and the specification, so it is important that you always use information in the latest specification. We indicate any specification changes within the document itself, change the version number and provide a summary of the changes. If you do notice a discrepancy between the specification and a resource, please [contact us](#).

Whether you already offer OCR qualifications, are new to OCR or are thinking about switching, you can request more information using our [Expression of Interest form](#).

Please [get in touch](#) if you want to discuss the accessibility of resources we offer to support you in delivering our qualifications.