



Oxford Cambridge and RSA

**Cambridge National**

**Child Development**

**R018/01: Health and well-being for child development**

Level 1/2 Cambridge National Certificate

**Mark Scheme for January 2023**

OCR (Oxford Cambridge and RSA) is a leading UK awarding body, providing a wide range of qualifications to meet the needs of candidates of all ages and abilities. OCR qualifications include AS/A Levels, Diplomas, GCSEs, Cambridge Nationals, Cambridge Technicals, Functional Skills, Key Skills, Entry Level qualifications, NVQs and vocational qualifications in areas such as IT, business, languages, teaching/training, administration and secretarial skills.

It is also responsible for developing new specifications to meet national requirements and the needs of students and teachers. OCR is a not-for-profit organisation; any surplus made is invested back into the establishment to help towards the development of qualifications and support, which keep pace with the changing needs of today's society.

This mark scheme is published as an aid to teachers and students, to indicate the requirements of the examination. It shows the basis on which marks were awarded by examiners. It does not indicate the details of the discussions which took place at an examiners' meeting before marking commenced.

All examiners are instructed that alternative correct answers and unexpected approaches in candidates' scripts must be given marks that fairly reflect the relevant knowledge and skills demonstrated.

Mark schemes should be read in conjunction with the published question papers and the report on the examination.

© OCR 2023

## MARKING INSTRUCTIONS

### PREPARATION FOR MARKING SCORIS

1. Make sure that you have accessed and completed the relevant training packages for on-screen marking: *scoris assessor Online Training*; *OCR Essential Guide to Marking*.
2. Make sure that you have read and understood the mark scheme and the question paper for this unit. These are posted on the RM Cambridge Assessment Support Portal <http://www.rm.com/support/ca>
3. Log-in to assessor and mark the **required number** of practice responses (“scripts”) and the **number of required** standardisation responses.

YOU MUST MARK 10 PRACTICE AND 10 STANDARDISATION RESPONSES BEFORE YOU CAN BE APPROVED TO MARK LIVE SCRIPTS.

### MARKING

1. Mark strictly to the mark scheme.
2. Marks awarded must relate directly to the marking criteria.
3. The schedule of dates is very important. It is essential that you meet the scoris 50% and 100% deadlines. If you experience problems, you must contact your Team Leader (Supervisor) without delay.
4. If you are in any doubt about applying the mark scheme, consult your Team Leader by telephone or the scoris messaging system, or by email.
5. **Crossed Out Responses**  
Where a candidate has crossed out a response and provided a clear alternative then the crossed out response is not marked. Where no alternative response has been provided, examiners may give candidates the benefit of the doubt and mark the crossed out response where legible.

#### **Rubric Error Responses – Optional Questions**

Where candidates have a choice of question across a whole paper or a whole section and have provided more answers than required, then all responses are marked and the highest mark allowable within the rubric is given. Enter a mark for each question answered into RM assessor, which will select the highest mark from those awarded. *(The underlying assumption is that the candidate has penalised themselves by attempting more questions than necessary in the time allowed.)*

**Multiple Choice Question Responses**

When a multiple choice question has only a single, correct response and a candidate provides two responses (even if one of these responses is correct), then no mark should be awarded (as it is not possible to determine which was the first response selected by the candidate).

*When a question requires candidates to select more than one option/multiple options, then local marking arrangements need to ensure consistency of approach.*

**Contradictory Responses**

When a candidate provides contradictory responses, then no mark should be awarded, even if one of the answers is correct.

**Short Answer Questions** (requiring only a list by way of a response, usually worth only **one mark per response**)

Where candidates are required to provide a set number of short answer responses then only the set number of responses should be marked. The response space should be marked from left to right on each line and then line by line until the required number of responses have been considered. The remaining responses should not then be marked. Examiners will have to apply judgement as to whether a 'second response' on a line is a development of the 'first response', rather than a separate, discrete response. *(The underlying assumption is that the candidate is attempting to hedge their bets and therefore getting undue benefit rather than engaging with the question and giving the most relevant/correct responses.)*

**Short Answer Questions** (requiring a more developed response, worth **two or more marks**)

If the candidates are required to provide a description of, say, three items or factors and four items or factors are provided, then mark on a similar basis – that is downwards (as it is unlikely in this situation that a candidate will provide more than one response in each section of the response space.)

**Longer Answer Questions** (requiring a developed response)

Where candidates have provided two (or more) responses to a medium or high tariff question which only required a single (developed) response and not crossed out the first response, then only the first response should be marked. Examiners will need to apply professional judgement as to whether the second (or a subsequent) response is a 'new start' or simply a poorly expressed continuation of the first response.

6. Always check the pages (and additional objects if present) at the end of the response in case any answers have been continued there. If the candidate has continued an answer there then add a tick to confirm that the work has been seen.
7. Award No Response (NR) if:
  - there is nothing written in the answer space

Award Zero '0' if:

- anything is written in the answer space and is not worthy of credit (this includes text and symbols).

Team Leaders must confirm the correct use of the NR button with their markers before live marking commences and should check this when reviewing scripts.













8. The assessor **comments box** is used by your team leader to explain the marking of the practice responses. Please refer to these comments when checking your practice responses. **Do not use the comments box for any other reason.** If you have any questions or comments for your team leader, use the phone, the scoris messaging system, or e-mail.
9. Assistant Examiners will send a brief report on the performance of candidates to their Team Leader (Supervisor) via email by the end of the marking period. The report should contain notes on particular strengths displayed as well as common errors or weaknesses. Constructive criticism of the question paper/mark scheme is also appreciated.
10. For answers marked by levels of response: Not applicable in F501
  - a. **To determine the level** – start at the highest level and work down until you reach the level that matches the answer
  - b. **To determine the mark within the level**, consider the following:

Descriptor	Award mark
On the borderline of this level and the one below	At bottom of level
Just enough achievement on balance for this level	Above bottom and either below middle or at middle of level (depending on number of marks available)
Meets the criteria but with some slight inconsistency	Above middle and either below top of level or at middle of level (depending on number of marks available)
Consistently meets the criteria for this level	At top of level


**ADDITIONAL OBJECTS:** You **must** annotate responses on any additional objects, as above. ('Additional objects' are continuation sheets.) If no credit is to be awarded for the answer written on the additional object, please use the annotation '**seen**'. If the page is blank use '**BP**'.

## 11. Annotations

These are the annotations, (including abbreviations), which are used when marking R018

Annotation	Meaning of annotation
	Blank Page – this annotation <b>must</b> be used on all <b>blank</b> pages within an answer booklet and on each page of an additional object where there is no candidate response.
	Tick – correct answer
	Cross – incorrect answer
	Development of point (only for use on questions where stated in the mark scheme)
	Level 1
	Level 2
	Level 3
	Benefit of doubt (This <b>does</b> count as a mark – so do <b>not</b> ‘tick’ as well)
	Omission mark
	Too vague
	Repeat
	Noted but no credit given / zero mark response
No Response (NR)	Award NR if the question has not been attempted

Question			Answer	Mark	Guidance
1	a	(i)	<p>One mark for correct answer. One required.</p> <ul style="list-style-type: none"><li>ultrasound dating scan</li></ul>	1 (1x1)	<p><b>Annotation:</b> The number of ticks must match the number of marks awarded.</p> <p>For an <b>incorrect</b> answer use the <b>cross</b>.</p> <p><b>No other answer is acceptable.</b></p> <p><b>Do not accept:</b></p> <ul style="list-style-type: none"><li>ultrasound</li><li>ultrasound scan must say <b>dating</b> as well</li><li>dating scan</li><li>anomaly scan</li></ul>

Question			Answer	Mark	Guidance
1	a	(ii)	<p><b>One</b> mark for each piece of information identified. <b>Two</b> required.</p> <p><b>What the first scan checks for:</b></p> <ul style="list-style-type: none"> <li>to check the baby's development / if baby's development is normal / baby's growth / if baby developing well</li> <li>to check for any abnormal conditions / genetic disorders / abnormalities</li> <li>to check the number of baby's / twins/multiple births</li> <li>to check the baby is growing in the right place/ectopic pregnancy</li> <li>to check that the placenta is in the correct position / placenta praevia / low lying</li> <li>check for spina bifida</li> </ul>	<p><b>2</b> (2x1)</p>	<p><b>Annotation:</b> The number of ticks must match the number of marks awarded. For an <b>incorrect</b> answer use the <b>cross</b> or appropriate annotation from the following:</p> <div style="border: 1px solid black; padding: 5px; text-align: center;">  </div> <p><b>Do not accept:</b></p> <ul style="list-style-type: none"> <li>to check how far along the pregnancy is</li> <li>to check how many weeks pregnant Layla is</li> <li>check for Down's syndrome</li> <li>to see if baby healthy</li> <li>to see if any complications</li> <li>growth</li> <li>heartbeat</li> <li>breathing</li> <li>developing</li> </ul>



Question			Answer	Mark	Guidance								
1	b	(i)	<table border="1"> <thead> <tr> <th>Definition</th> <th>Method of pain relief</th> </tr> </thead> <tbody> <tr> <td>This is breathed in through a mask. It does not remove all the pain but it does help to reduce it.</td> <td><b>Entonox /gas and air</b></td> </tr> <tr> <td>This can only be given by an anaesthetist in hospital and is administered through a tube placed in the mother's back</td> <td><b>epidural</b></td> </tr> <tr> <td>This is given by injection and takes about 20 minutes to work</td> <td><b>pethidine</b></td> </tr> </tbody> </table>	Definition	Method of pain relief	This is breathed in through a mask. It does not remove all the pain but it does help to reduce it.	<b>Entonox /gas and air</b>	This can only be given by an anaesthetist in hospital and is administered through a tube placed in the mother's back	<b>epidural</b>	This is given by injection and takes about 20 minutes to work	<b>pethidine</b>	<b>3</b> (3x1)	<p><b>Annotation:</b> The number of ticks must match the number of marks awarded.</p> <p>For an <b>incorrect</b> answer use the <b>cross</b>.</p> <p><b>These are the only acceptable answers</b></p> <p><b>Crossed Out Responses:</b></p> <ul style="list-style-type: none"> <li>• Where a candidate has crossed out a response and provided a clear alternative then the crossed out response is not marked.</li> <li>• Where no alternative response has been provided, examiners may give candidates the benefit of the doubt and mark the crossed out response where legible.</li> </ul>
Definition	Method of pain relief												
This is breathed in through a mask. It does not remove all the pain but it does help to reduce it.	<b>Entonox /gas and air</b>												
This can only be given by an anaesthetist in hospital and is administered through a tube placed in the mother's back	<b>epidural</b>												
This is given by injection and takes about 20 minutes to work	<b>pethidine</b>												

Question			Answer	Mark	Guidance
1	b	(ii)	<p><b>One</b> mark for each correct answer. <b>One</b> advantage and <b>one</b> disadvantage required.</p> <p><b>Beathing and relaxation technique method of pain relief:</b></p> <p><b>Advantages:</b></p> <ul style="list-style-type: none"> <li>• does not affect baby</li> <li>• father/partner can give mother a massage during labour</li> <li>• father/partner can support mother by breathing with her</li> <li>• father/partner feels involved in the birth</li> <li>• helps mother relax / keep calm</li> <li>• mother in control</li> <li>• natural method of pain relief / no chemicals used</li> <li>• no side effects</li> <li>• no special equipment needed</li> </ul> <p><b>Disadvantages:</b></p> <ul style="list-style-type: none"> <li>• may not be effective pain relief in established labour</li> <li>• it does not get rid of all the pain</li> <li>• mother can forget what she has learnt/how to breathe properly during labour</li> </ul>	<p><b>2</b> (2x1)</p>	<p><b>Annotation:</b> The number of ticks must match the number of marks awarded.</p> <p>For an <b>incorrect</b> answer use the <b>cross</b> or appropriate annotation from the following:</p> <div style="border: 1px solid black; padding: 5px; text-align: center;"> <span style="border: 1px solid red; padding: 2px;">^</span> <span style="border: 1px solid red; padding: 2px;">TV</span> <span style="border: 1px solid red; padding: 2px;">REP</span> <span style="border: 1px solid red; padding: 2px;">SEEN</span> </div> <p>Candidates must give <b>one advantage</b> and <b>one disadvantage</b> for 2 marks</p> <p><b>Do not accept:</b></p> <ul style="list-style-type: none"> <li>• does not help pain</li> <li>• does not take the pain away</li> </ul>

Question		Answer	Mark	Guidance
1	c	<p><b>One</b> mark for each correct answer. <b>Three</b> required.</p> <p><b>Topics for antenatal and parenting classes:</b></p> <ul style="list-style-type: none"> <li>• advice on feeding the baby / bathing baby / sleeping</li> <li>• how to stay healthy during pregnancy / delivery / staying fit / healthy diet / weight / health</li> <li>• the choices for labour and birth/ birth plan</li> <li>• any concerns they may have</li> <li>• what happens during labour and birth and how to cope / stages of labour</li> <li>• different birth interventions- ventouse/forceps</li> <li>• where to give birth / hospital birth / home birth</li> <li>• the mother's health after the birth</li> <li>• smoking / alcohol</li> <li>• how partner can help during labour / after baby is born / role of the father</li> <li>• support and care after the birth</li> </ul>	<p><b>3</b> (3x1)</p>	<p><b>Annotation:</b> The number of ticks must match the number of marks awarded.</p> <p>For an <b>incorrect</b> answer use the <b>cross</b> or appropriate annotation from the following:</p> <div style="border: 1px solid black; padding: 5px; display: inline-block;"> <span style="border: 1px solid red; padding: 2px;">A</span> <span style="border: 1px solid red; padding: 2px;">TV</span> <span style="border: 1px solid red; padding: 2px;">REP</span> <span style="border: 1px solid red; padding: 2px;">SEEN</span> </div> <p><b>Do not accept vague answers:</b></p> <ul style="list-style-type: none"> <li>• how to look after the baby – must be specific</li> <li>• pain relief – in the question</li> <li>• hospital bag on its own</li> <li>• what to expect</li> <li>• types of birth</li> </ul>

Question		Answer	Mark	Guidance
1	d	<p><b>Three</b> marks for a description. One required.</p> <p><b>The role of an obstetrician:</b></p> <ul style="list-style-type: none"> <li>• an obstetrician is a doctor who specialises in               <ul style="list-style-type: none"> <li>○ delivering babies</li> <li>○ providing medical care to mothers during pregnancy</li> </ul> </li> <li>• will see pregnant women if there are complications with the pregnancy</li> <li>• deals with multiple births</li> <li>• performs caesarean sections</li> <li>• uses intervention methods/forceps/ventouse</li> </ul>	<p><b>3</b> (1x3)</p>	<p><b>Annotation:</b> The number of ticks must match the number of marks awarded.</p> <p>For an <b>incorrect</b> answer use the <b>cross</b> or appropriate annotation from the following:</p> <div style="border: 1px solid black; padding: 5px; display: inline-block;"> <span style="border: 1px solid red; padding: 2px;">A</span> <span style="border: 1px solid red; padding: 2px;">TV</span> <span style="border: 1px solid red; padding: 2px;">REP</span> <span style="border: 1px solid red; padding: 2px;">SEEN</span> </div> <p><b>For description:</b></p> <p><b>3 marks:</b></p> <ul style="list-style-type: none"> <li>• answer includes detail that clearly shows understanding of the role of an obstetrician</li> <li>• three valid points</li> </ul> <p><b>2 marks:</b></p> <ul style="list-style-type: none"> <li>• answer includes detail that shows some understanding of the role of an obstetrician</li> <li>• two valid points</li> </ul> <p><b>1 mark:</b></p> <ul style="list-style-type: none"> <li>• A basic statement or identification with no elaboration</li> <li>• one valid point</li> </ul> <p><b>Do not accept:</b></p> <ul style="list-style-type: none"> <li>• checks for abnormalities</li> <li>• checks for health problems</li> <li>• 'doctor' on its own</li> </ul>

Question		Answer	Mark	Guidance
2	(a)	<p><b>One</b> mark for each childhood accident in the bathroom identified. <b>Two</b> required.</p> <p><b>Childhood accidents in the bathroom:</b></p> <ul style="list-style-type: none"> <li>• drowning</li> <li>• poisoning (from bleach/medicines/toiletries)</li> <li>• scalding / burns</li> <li>• cuts from razors</li> <li>• slipping/falling in bath/on wet bathroom floor</li> </ul> <p>Looking for an '<u>accident</u>' as listed above.</p>	<p><b>2</b> (2x1)</p>	<p><b>Annotation:</b> The number of ticks must match the number of marks awarded.</p> <p>For an <b>incorrect</b> answer use the <b>cross</b> or appropriate annotation from the following:</p> <div style="border: 1px solid black; padding: 5px; display: inline-block;"> <span style="border: 1px solid red; padding: 2px;">^</span> <span style="border: 1px solid red; padding: 2px;">TV</span> <span style="border: 1px solid red; padding: 2px;">REP</span> <span style="border: 1px solid red; padding: 2px;">SEEN</span> </div> <p><b>Answer must relate to accidents in the bathroom</b></p> <p><b>Do not accept:</b></p> <ul style="list-style-type: none"> <li>• bang head on bath</li> <li>• go under water</li> <li>• eating soap</li> <li>• razor</li> </ul>

Question	Answer/Indicative content	Mark	Guidance	
			Content	Levels of response
2 (b)	<p><b>Ways of keeping Zac safe at bath time:</b></p> <ul style="list-style-type: none"> <li>• never leave Zac unattended in bath/ignore phone/do not answer door while Zac in bath</li> <li>• take care when running the bath</li> <li>• do not put in too much water in bath</li> <li>• stay close to Zac/within arm's reach</li> <li>• use a non-slip mat in bath/bathroom / no water on floor</li> <li>• pull the bath plug out immediately bath time is over</li> <li>• avoid using bath seats</li> <li>• always run cold water in the bath first</li> <li>• have thermostatic mixing valves on taps to control the water temperature</li> <li>• use a thermometer/elbow to check the temperature of the bath water</li> <li>• cover bath taps with an inflatable safety cover/keep your baby well away from taps which could be hot to the touch</li> <li>• keep razors in high/locked cupboards</li> <li>• keep bleach/toiletries in locked/high cupboard</li> <li>• check toys are safe – no small parts</li> </ul> <p><b>Explanation:</b></p> <ul style="list-style-type: none"> <li>• Zac can roll over in bath and might not be able to right himself</li> <li>• Zac can drown in 3cm water</li> <li>• so Zac's parents can grab him if he slips in the bath/water</li> <li>• children are inquisitive and love to climb so could climb into bath without parent/carer noticing</li> <li>• a bath left full once child is out can still be dangerous</li> <li>• bath seats are not a safety device/give false sense of security</li> <li>• non-slip bath mats can help stop a nasty fall</li> <li>• this will reduce the risk of scalding Zac</li> <li>• Zac won't be able to reach the razors and cut himself</li> <li>• Zac won't be able to reach the bleach/toiletries and drink/eat them/poison himself</li> </ul>	8	<p><b>Annotation:</b> The number of ticks will not necessarily correspond to the marks awarded. This is a levels of response question – marks are awarded on the quality of the response given. The focus of the question is <b>explanation</b>.</p> <p><b>Level 3 checklist</b></p> <ul style="list-style-type: none"> <li>• Detailed explanation</li> <li>• 2 or more ways explained</li> <li>• Logical structure with well-developed line of reasoning</li> <li>• Relevant information</li> <li>• QWC – high</li> </ul> <p><b>Level 2 checklist</b></p> <ul style="list-style-type: none"> <li>• Some explanation</li> <li>• 1 or 2 ways explained</li> <li>• Some relevant information</li> <li>• <b>sub-max 4</b> for only one way done well or several not fully explained</li> <li>• QWC – mid</li> </ul> <p><b>Level 1 checklist</b></p> <ul style="list-style-type: none"> <li>• basic explanation</li> <li>• Ways identified</li> <li>• List like/muddled</li> <li>• QWC – low</li> </ul>	<p><b>Level 3 (7–8 marks)</b> Answers will provide detailed explanation of at least two ways to keep Zac safe at bath time Answers are coherent, clear and logically structured. There will be few errors, if any, of grammar, punctuation and spelling.</p> <p><b>Level 2 (4–6 marks)</b> Answers will provide some explanation of ways to keep Zac safe at bath time Answers are presented with some structure and are relevant to preventing drowning There may be some errors of grammar, punctuation and spelling.</p> <p><b>Level 1 (1–3 marks)</b> Answer provides basic/limited explanation of ways to keep Zac safe at bath time. Answers may be list like, muddled, demonstrating little knowledge or understanding. Errors of grammar and spelling may be noticeable and intrusive.</p> <p><b>0 marks</b> – response not worthy of credit.</p>

Question		Answer	Mark	Guidance
2	c	<p><b>One</b> mark for each benefit. <b>Three</b> required.</p> <p><b>Three benefits of establishing a good bath and bedtime routine, for Zac and/or his parents:</b></p> <ul style="list-style-type: none"> <li>• bonding with Zac and parents / spend more time together</li> <li>• creates a sense of security / safety</li> <li>• Zac learning routine around bedtime / concept of time</li> <li>• helps Zac sleep better</li> <li>• interaction between Zac and parents</li> <li>• relaxation as they know what is happening / preventing tantrums</li> <li>• parents know that they have met Zac's needs</li> <li>• so parents have their own time</li> <li>• having a more organised evening</li> </ul>	<p><b>3</b> (3x1)</p>	<p><b>Annotation:</b> The number of ticks must match the number of marks awarded.</p> <p>For an <b>incorrect</b> answer use the <b>cross</b> or appropriate annotation from the following:</p> <div style="border: 1px solid black; padding: 5px; text-align: center;"> <span style="border: 1px solid red; padding: 2px;">^</span> <span style="border: 1px solid red; padding: 2px;">TV</span> <span style="border: 1px solid red; padding: 2px;">REP</span> <span style="border: 1px solid red; padding: 2px;">SEEN</span> </div>

Question		Answer	Mark	Guidance
3	a	<p><b>One</b> mark for each outdoor activity. <b>Two</b> required.</p> <ul style="list-style-type: none"> <li>• go for a walk</li> <li>• go for a bike ride</li> <li>• play a sport together football / rounders / rugby</li> <li>• play games</li> <li>• garden together</li> <li>• go to the park</li> </ul> <p><b>This list is not exhaustive. Accept other appropriate ways</b></p> <p>Can accept any two appropriate, named, outdoor activity. For example: hopscotch and 'duck, duck, goose'</p>	<p><b>2</b> (2x1)</p>	<p><b>Annotation:</b> The number of ticks must match the number of marks awarded.</p> <p>For an <b>incorrect</b> answer use the <b>cross</b> or appropriate annotation from the following:</p> <div style="border: 1px solid black; padding: 5px; text-align: center;"> <span style="border: 1px solid red; padding: 2px;">^</span> <span style="border: 1px solid red; padding: 2px;">TV</span> <span style="border: 1px solid red; padding: 2px;">REP</span> <span style="border: 1px solid red; padding: 2px;">SEEN</span> </div> <p><b>Answers must relate to outdoor activities they can do together to keep active</b></p>



Question		Answer	Mark	Guidance
3	b	<p><b>Two</b> marks for a way described. <b>One</b> required.</p> <p><b>One way that parents taking part in the activities helps meet primary needs of love and nurture:</b></p> <p><b>Ways:</b></p> <ul style="list-style-type: none"> <li>• feels cared for/loved</li> <li>• feels valued</li> <li>• increases self esteem</li> <li>• increases confidence</li> <li>• happy / enjoying being together</li> <li>• safe</li> </ul> <p><b>Description:</b></p> <ul style="list-style-type: none"> <li>• shows parents/carers are interested in them</li> <li>• because parents/carers make time for them</li> <li>• helps develop parents/carers and child relationship / bonding</li> <li>• spend more time together as a family</li> </ul>	<p><b>2</b> (1x2)</p>	<p><b>Annotation:</b> The number of ticks must match the number of marks awarded.</p> <p>For an <b>incorrect</b> answer use the <b>cross</b> or appropriate annotation from the following:</p> <div style="border: 1px solid black; padding: 5px; text-align: center;"> <span style="border: 1px solid red; padding: 2px;">^</span> <span style="border: 1px solid red; padding: 2px;">TV</span> <span style="border: 1px solid red; padding: 2px;">REP</span> <span style="border: 1px solid red; padding: 2px;">SEEN</span> </div> <p><b>For a description:</b></p> <p><b>2 marks:</b></p> <ul style="list-style-type: none"> <li>• two marks for one way that is described</li> </ul> <p><b>1 mark:</b></p> <ul style="list-style-type: none"> <li>• one mark for stating a way</li> </ul> <p><b>Must be one way described for 2 marks – do not credit two ways</b></p> <p><b>Do not accept:</b></p> <ul style="list-style-type: none"> <li>• comfort</li> </ul>

Question	Answer	Mark	Guidance
3 c	<p><b>Three</b> marks for an explanation <b>Two</b> required.</p> <p><b>Ways fresh air and exercise help Ryan and Taylor’s development:</b></p> <ul style="list-style-type: none"> <li>• builds/improves fitness/stamina</li> <li>• cleans lungs ridding them of impurities/car fumes/dust</li> <li>• encourages a healthy life style</li> <li>• good for physical health and well-being</li> <li>• helps child sleep at night</li> <li>• helps physical development / skills</li> <li>• makes them aware of the environment and nature</li> <li>• outdoor play is a fun way to learn, encourages exploring</li> <li>• outside in the sun</li> <li>• strengthens immune system</li> <li>• supports mental health</li> </ul> <p><b>Explanation:</b></p> <ul style="list-style-type: none"> <li>• develops fine motor skills</li> <li>• develops gross motor skills – balance, co-ordination</li> <li>• develops muscles and strength</li> <li>• encourages good habits for later life (regular exercise, being active)</li> <li>• helps improve co-ordination</li> <li>• helps them breathe better/less prone to chest infections</li> <li>• improves flexibility</li> <li>• increases vitamin D intake</li> <li>• less prone to illness</li> <li>• less prone to illnesses / obesity / ensures healthy weight</li> <li>• reduces health risks in later life e.g. heart disease, obesity, diabetes</li> <li>• so they wake up feeling rested</li> <li>• helps them feel positive about themselves</li> </ul> <p><b>Some ways and explanations are interchangeable</b></p>	<p><b>4</b> (3x2)</p>	<p><b>Annotation:</b> The number of ticks must match the number of marks awarded.</p> <p>For an <b>incorrect</b> answer use the <b>cross</b> or appropriate annotation from the following:</p> <div style="border: 1px solid black; padding: 5px; text-align: center;"> <span style="border: 1px solid red; padding: 2px;">^</span> <span style="border: 1px solid red; padding: 2px;">TV</span> <span style="border: 1px solid red; padding: 2px;">REP</span> <span style="border: 1px solid red; padding: 2px;">SEEN</span> </div> <p><b>For each explanation:</b></p> <p><b>3 marks:</b></p> <ul style="list-style-type: none"> <li>• Explanation includes detail, or an example, that clearly shows an understanding of why fresh air and exercise is beneficial for development</li> <li>• three valid points</li> </ul> <p><b>2 marks:</b></p> <ul style="list-style-type: none"> <li>• Explanation shows some understanding of why fresh air and exercise is beneficial for development</li> <li>• two valid points</li> </ul> <p><b>1 mark:</b></p> <ul style="list-style-type: none"> <li>• A basic statement/identification, limited or no explanation</li> <li>• one valid point</li> </ul> <p><b>Do not accept vague responses such as:</b></p> <ul style="list-style-type: none"> <li>• keeps them healthy</li> <li>• helps development</li> <li>• prevents illness</li> </ul>

Question		Answer	Mark	Guidance
3	d	<p><b>One</b> mark for each condition for development. <b>Three</b> required.</p> <p><b>Conditions for development:</b></p> <ul style="list-style-type: none"> <li>• security / safety</li> <li>• warmth</li> <li>• sleep/rest</li> <li>• cleanliness / hygiene</li> <li>• stimulation</li> <li>• opportunities to play</li> <li>• routine</li> <li>• opportunities for listening and talking / socialising</li> </ul>	<p><b>3</b> (3x1)</p>	<p><b>Annotation:</b> The number of ticks must match the number of marks awarded.</p> <p>For an <b>incorrect</b> answer use the <b>cross</b>.</p> <p><b>Do not accept:</b></p> <ul style="list-style-type: none"> <li>• fresh air</li> <li>• exercise</li> <li>• love - as they are given in the question.</li>   <li>• food and drink</li> <li>• shelter / house</li> <li>• having a bath</li> <li>• relaxation</li> <li>• nurture (TV)</li> <li>• toys / play</li> <li>• clothes</li> </ul>

Question		Answer/Indicative content	Mark	Guidance	
				Content	Levels of response
4	a*	<p><b>Ways parents/carers can prepare a child for a stay in hospital:</b></p> <ul style="list-style-type: none"> <li>• be honest in explaining what the treatment will involve</li> <li>• be honest when explaining why they have to go into hospital</li> <li>• dressing up/playing doctors/role play</li> <li>• include their favourite toys/comfort blanket etc.</li> <li>• let them help pack their bag</li> <li>• read books/stories about going into hospital</li> <li>• reassure/comfort them</li> <li>• take them on a hospital/ward visit</li> <li>• watch dvd/tv show about children going into hospital</li> </ul> <p><b>Discussion:</b></p> <p>So they:</p> <ul style="list-style-type: none"> <li>• meet the doctors/nurses</li> <li>• feel comforted</li> <li>• feel reassured</li> <li>• know what to expect</li> <li>• won't be scared</li> </ul> <p>Answers must refer to <b>getting ready</b> for a stay in hospital. Not a child in hospital.</p>	6	<p><b>Annotation:</b> The number of ticks will not necessarily correspond to the marks awarded. This is a levels of response question – marks are awarded on the quality of the response given. The focus of the question is <b>explanation</b>.</p> <p><b>Level 3 checklist</b></p> <ul style="list-style-type: none"> <li>• detailed discussion</li> <li>• at least two ways discussed</li> <li>• relevant information</li> <li>• QWC – high</li> </ul> <p><b>Level 2 checklist</b></p> <ul style="list-style-type: none"> <li>• basic discussion</li> <li>• one or more ways but not fully developed</li> <li>• relevant information</li> <li>• QWC – mid</li> </ul> <p><b>Level 1 checklist</b></p> <ul style="list-style-type: none"> <li>• basic discussion</li> <li>• one or more ways</li> <li>• likely to identify ways with no discussion</li> <li>• list like/muddled</li> <li>• QWC – low</li> </ul>	<p><b>Level 3 (5-6 marks)</b> Answers will provide detailed discussion of the ways parents/carers can prepare a child for a stay in hospital. Answers are coherent, clear and logically structured. There will be few errors, if any, of grammar, punctuation and spelling.</p> <p><b>Level 2 (3-4 marks)</b> Answers will provide some discussion of the ways parents/carers can prepare a child for a stay in hospital. Answers are presented with some structure and are relevant to There may be some errors of grammar, punctuation and spelling.</p> <p><b>Level 1 (1–2marks)</b> Answer provides basic/limited discussion of the ways parents/carers can prepare a child for a stay in hospital. Answers may be list like, muddled, demonstrating little knowledge or understanding. Errors of grammar and spelling may be noticeable and intrusive.</p> <p><b>0 marks</b> – response not worthy of credit.</p>

Question		Answer	Mark	Guidance
4	b	<p><b>One</b> mark for each key sign and symptom. <b>Four</b> required.</p> <p><b>Key signs and symptoms that indicate parents should seek emergency help:</b></p> <ul style="list-style-type: none"> <li>• breathing difficulties</li> <li>• convulsions / seizures / fitting</li> <li>• child is unresponsive/cannot be woken up / limp</li> <li>• severe headache which may be accompanied by a stiff neck or dislike of light</li> <li>• vomiting that persists for 24 hours</li> <li>• rash that remains when pressed with a glass</li> <li>• high fever/temperature <b><u>that cannot be lowered</u></b></li> </ul>	<p><b>4</b> (4x1)</p>	<p><b>Annotation:</b> The number of ticks must match the number of marks awarded.</p> <p>For an <b>incorrect</b> answer use the <b>cross</b> or appropriate annotation from the following:</p> <div style="border: 1px solid black; padding: 5px; margin: 10px auto; width: fit-content;"> <span style="border: 1px solid red; padding: 2px 5px;">^</span> <span style="border: 1px solid red; padding: 2px 5px;">TV</span> <span style="border: 1px solid red; padding: 2px 5px;">REP</span> <span style="border: 1px solid red; padding: 2px 5px;">SEEN</span> </div> <p><b>Do not accept:</b></p> <ul style="list-style-type: none"> <li>• vomiting on its own – must be continual</li> <li>• sickness TV</li> <li>• rash</li> <li>• not eating / drinking</li> <li>• temperature above 37</li> </ul>

Question			Answer	Mark	Guidance
4	c	(i)	<p><b>One</b> mark for each way. <b>Two</b> required.</p> <p><b>Ways of meeting physical needs of an ill child:</b></p> <ul style="list-style-type: none"> <li>• ensure medication is taken as required</li> <li>• change dressings as required</li> <li>• give plenty of fluids to drink/ensure not dehydrated</li> <li>• regular meals</li> <li>• ensure room temperature is appropriate</li> <li>• make sure they get enough sleep/rest</li> <li>• remove blanket / clothing when temperature is high</li> </ul>	<p><b>2</b> (2x1)</p>	<p><b>Annotation:</b> The number of ticks must match the number of marks awarded.</p> <p>For an <b>incorrect</b> answer use the <b>cross</b> or appropriate annotation from the following:</p> <div style="border: 1px solid black; padding: 5px; width: fit-content; margin: 10px auto;"> <span style="border: 1px solid red; padding: 2px 5px;">^</span> <span style="border: 1px solid red; padding: 2px 5px;">TV</span> <span style="border: 1px solid red; padding: 2px 5px;">REP</span> <span style="border: 1px solid red; padding: 2px 5px;">SEEN</span> </div> <p><b>Do not accept:</b></p> <ul style="list-style-type: none"> <li>• provide warmth</li> <li>• warm clothes</li> <li>• warm blanket</li> <li>• check temperature</li> </ul>

Question			Answer	Mark	Guidance
4	c	(ii)	<p><b>One</b> mark for each way. <b>Two</b> required.</p> <p><b>Ways of meeting emotional needs of an ill child:</b></p> <ul style="list-style-type: none"> <li>• give reassurance</li> <li>• show empathy / sympathy / show you understand how they feel</li> <li>• talk positively about illness</li> <li>• explain to the child what is wrong in a way they can understand</li> <li>• give lots of love / affection / hugs / kisses / cuddles / loving them</li> <li>• encourage child to talk about their feelings</li> <li>• spend time with them / be there for them</li> </ul>	<p><b>2</b> (2x1)</p>	<p><b>Annotation:</b> The number of ticks must match the number of marks awarded.</p> <p>For an <b>incorrect</b> answer use the <b>cross</b> or appropriate annotation from the following:</p> <div style="border: 1px solid black; padding: 5px; text-align: center;"> <span style="border: 1px solid red; padding: 2px;">^</span> <span style="border: 1px solid red; padding: 2px;">TV</span> <span style="border: 1px solid red; padding: 2px;">REP</span> <span style="border: 1px solid red; padding: 2px;">SEEN</span> </div> <p><b>Do not accept:</b></p> <ul style="list-style-type: none"> <li>• care for them</li> <li>• comfort them</li> <li>• make them comfortable</li> </ul>

Question		Answer	Mark	Guidance																		
5	a	<p><b>One</b> mark for correct answer. <b>Five</b> required.</p> <table border="1"> <thead> <tr> <th>Statements</th> <th>True (✓)</th> <th>False (✓)</th> </tr> </thead> <tbody> <tr> <td>About seven days after fertilization the egg becomes implanted in the uterus lining.</td> <td>✓</td> <td></td> </tr> <tr> <td>Ovulation occurs when an egg is released from an ovary.</td> <td>✓</td> <td></td> </tr> <tr> <td>Sperm is ejaculated from the penis into the womb.</td> <td></td> <td>✓</td> </tr> <tr> <td>The purpose of menstruation is to get rid of unwanted blood.</td> <td></td> <td>✓</td> </tr> <tr> <td>The sperm meets the egg in the fallopian tube.</td> <td>✓</td> <td></td> </tr> </tbody> </table>	Statements	True (✓)	False (✓)	About seven days after fertilization the egg becomes implanted in the uterus lining.	✓		Ovulation occurs when an egg is released from an ovary.	✓		Sperm is ejaculated from the penis into the womb.		✓	The purpose of menstruation is to get rid of unwanted blood.		✓	The sperm meets the egg in the fallopian tube.	✓		<p><b>5</b> (5x1)</p>	<p><b>Annotation:</b> The number of ticks must match the number of marks awarded.</p> <p>For an <b>incorrect</b> answer use the <b>cross</b>.</p> <p><b>No other answers are acceptable.</b></p> <p><b>Crossed Out Responses:</b></p> <ul style="list-style-type: none"> <li>Where a candidate has crossed out a response and provided a clear alternative then the crossed out response is not marked.</li> <li>Where no alternative response has been provided, examiners may give candidates the benefit of the doubt and mark the crossed out response where legible.</li> </ul>
Statements	True (✓)	False (✓)																				
About seven days after fertilization the egg becomes implanted in the uterus lining.	✓																					
Ovulation occurs when an egg is released from an ovary.	✓																					
Sperm is ejaculated from the penis into the womb.		✓																				
The purpose of menstruation is to get rid of unwanted blood.		✓																				
The sperm meets the egg in the fallopian tube.	✓																					



Question			Answer	Mark	Guidance
5	b	(i)	<p><b>Three</b> marks for explanation.</p> <p><b>How male condom prevents pregnancy:</b></p> <ul style="list-style-type: none"> <li>• covers penis / covers erect penis</li> <li>• made from latex / polyurethane</li> <li>• is put onto erect penis before it comes into contact with vagina</li> <li>• spermicide helps kill the sperm</li> <li>• prevents the sperm from entering the vagina/catches the sperm</li> <li>• prevents sperm from reaching the egg / prevents fertilisation / prevents sperm reaching fallopian tubes</li> </ul>	<p><b>3</b> (1x3)</p>	<p><b>Annotation:</b> The number of ticks must match the number of marks awarded.</p> <p>For an <b>incorrect</b> answer use the <b>cross</b> or appropriate annotation from the following:</p> <div style="border: 1px solid black; padding: 5px; display: inline-block;"> <span style="border: 1px solid red; padding: 2px;">^</span> <span style="border: 1px solid red; padding: 2px;">TV</span> <span style="border: 1px solid red; padding: 2px;">REP</span> <span style="border: 1px solid red; padding: 2px;">SEEN</span> </div> <p><b>For each explanation:</b> <b>3 marks:</b></p> <ul style="list-style-type: none"> <li>• Explanation includes detail that clearly shows an understanding how the male condom prevents pregnancy</li> <li>• three valid points</li> </ul> <p><b>2 marks:</b></p> <ul style="list-style-type: none"> <li>• Explanation includes some detail that shows some understanding how the male condom prevents pregnancy</li> <li>• two valid points</li> </ul> <p><b>1 mark:</b></p> <ul style="list-style-type: none"> <li>• A basic statement/identification, limited or no explanation</li> <li>• one valid point</li> </ul>

Question			Answer	Mark	Guidance
5	b	(ii)	<p><b>One</b> mark for correct answer. <b>Two</b> required.</p> <p><b>Two barrier methods of contraception:</b></p> <ul style="list-style-type: none"> <li>female condom / femidom</li> <li>diaphragm / cap</li> </ul>	<p><b>2</b> (2x1)</p>	<p><b>Annotation:</b> The number of ticks must match the number of marks awarded.</p> <p>For an <b>incorrect</b> answer use the <b>cross</b>.</p>

Question			Answer	Mark	Guidance
5	c		<p><b>One</b> mark for a sign or symptom. <b>Four</b> required.</p> <p><b>Signs and symptoms of pregnancy:</b></p> <ul style="list-style-type: none"> <li><b>missed period</b> / very light period</li> <li><b>changes in breasts:</b> may become larger and feel tender/breasts may tingle and veins be more visible / nipples may appear darker and stand out/areola may appear darker / sore</li> <li><b>pass urine frequently</b></li> <li><b>tiredness</b></li> <li><b>morning sickness</b> / nausea / vomiting / sickness</li> <li><b>strange tastes, smells and cravings:</b> metallic taste/crave new foods / loose interest in some foods and drinks/more sensitive sense of smell than usual i.e. cooking smells</li> </ul>	<p><b>4</b> (4x1)</p>	<p><b>Annotation:</b> The number of ticks must match the number of marks awarded.</p> <p>For an <b>incorrect</b> answer use the <b>cross</b> or appropriate annotation from the following:</p> <div style="border: 1px solid black; padding: 5px; text-align: center;"> <span style="border: 1px solid red; padding: 2px;">^</span> <span style="border: 1px solid red; padding: 2px;">TV</span> <span style="border: 1px solid red; padding: 2px;">REP</span> <span style="border: 1px solid red; padding: 2px;">SEEN</span> </div> <p><b>Do not accept:</b></p> <ul style="list-style-type: none"> <li>mood swings</li> <li>sore boobs / bigger boobs</li> <li>weight gain</li> <li>keep going to the toilet</li> </ul>

Question			Answer	Mark	Guidance
6	a	(i)	<p><b>Two</b> marks for a description. <b>One</b> required.</p> <p><b>Domino Scheme:</b></p> <ul style="list-style-type: none"> <li>community midwives provide antenatal care</li> <li>community midwives meet the mother at the hospital for delivery</li> <li>the midwife assesses the mother closely during labour at home</li> <li>move to the hospital will not be made until close to the delivery</li> <li>if all is well the mother and baby leave hospital after 6 hours</li> <li>shorter time in hospital</li> </ul>	<p><b>2</b> (1x2)</p>	<p><b>Annotation:</b> The number of ticks must match the number of marks awarded. For an <b>incorrect</b> answer use the <b>cross</b> or appropriate annotation from the following:</p> <div style="border: 1px solid black; padding: 5px; display: inline-block; margin: 10px 0;"> <span style="border: 1px solid red; padding: 2px;">^</span> <span style="border: 1px solid red; padding: 2px;">TV</span> <span style="border: 1px solid red; padding: 2px;">REP</span> <span style="border: 1px solid red; padding: 2px;">SEEN</span> </div> <p><b>For description:</b></p> <p><b>2 marks:</b></p> <ul style="list-style-type: none"> <li>answer includes detail that clearly shows understanding of the Domino Scheme</li> <li>two valid points</li> </ul> <p><b>1 mark:</b></p> <ul style="list-style-type: none"> <li>A basic statement or identification with no elaboration</li> <li>one valid point</li> </ul>

Question			Answer	Mark	Guidance
6	a	(ii)	<p><b>One</b> mark for correct answer. <b>Two</b> required.</p> <p><b>Two other choices for delivery:</b></p> <ul style="list-style-type: none"> <li>hospital birth/consultant- led units/midwife</li> <li>GP-led units/birthing centres</li> <li>home birth</li> <li>private [hospital] / independent midwife</li> <li>water birth / birthing pool</li> </ul>	<p><b>2</b> (2x1)</p>	<p><b>Annotation:</b> The number of ticks must match the number of marks awarded.</p> <p>For an <b>incorrect</b> answer use the <b>cross</b>.</p>

Question			Answer	Mark	Guidance
6	b	(i)	<p><b>One</b> mark for correct reason. <b>Two</b> required.</p> <p><b>Reasons for assisted birth using forceps:</b></p> <ul style="list-style-type: none"> <li>doctors/midwife/obstetrician concerned about the baby's heart beat</li> <li>the mother is exhausted / tired</li> <li>the baby is in an awkward position</li> <li>baby is stuck in the birth canal</li> <li>mother is having trouble pushing</li> <li>baby in distress / baby not getting enough oxygen</li> </ul>	<p><b>2</b> (2x1)</p>	<p><b>Annotation:</b> The number of ticks must match the number of marks awarded.</p> <p>For an <b>incorrect</b> answer use the <b>cross</b> or appropriate annotation from the following:</p> <div style="border: 1px solid black; padding: 5px; display: inline-block;"> <span style="border: 1px solid red; padding: 2px;">^</span> <span style="border: 1px solid red; padding: 2px;">TV</span> <span style="border: 1px solid red; padding: 2px;">REP</span> <span style="border: 1px solid red; padding: 2px;">SEEN</span> </div> <p><b>Do not accept:</b></p> <ul style="list-style-type: none"> <li>breech</li> <li>baby has a big head</li> </ul>

Question			Answer	Mark	Guidance
6	b	(ii)	<p><b>One</b> mark for correct answer. <b>One</b> required.</p> <p><b>Method of assisted birth other than forceps:</b></p> <ul style="list-style-type: none"> <li>ventouse / suction cup</li> <li>elective / emergency caesarean</li> <li>c-section / caesarean</li> </ul>	<p><b>1</b> (1x1)</p>	<p><b>Annotation:</b> The number of ticks must match the number of marks awarded.</p> <p>For an <b>incorrect</b> answer use the <b>cross</b>.</p> <p><b>Accept:</b></p> <ul style="list-style-type: none"> <li>caesarean on its own</li> </ul>

Question			Answer	Mark	Guidance
6	c	(i)	<p><b>Two</b> marks for an explanation. <b>One</b> required.</p> <p><b>Why children’s nightwear should meet flammability performance requirements:</b></p> <ul style="list-style-type: none"> <li>• children could suffer from serious burns if their nightwear catches fire</li> <li>• nightwear can catch fire easily</li> <li>• nightwear burns quickly</li> <li>• so they don’t set on fire</li> </ul>	<p><b>2</b> (1x2)</p>	<p><b>Annotation:</b> The number of ticks must match the number of marks awarded.</p> <p>For an <b>incorrect</b> answer use the <b>cross</b> or appropriate annotation from the following:</p> <div style="border: 1px solid black; padding: 5px; display: inline-block;"> <span style="border: 1px solid red; padding: 2px;">^</span> <span style="border: 1px solid red; padding: 2px;">TV</span> <span style="border: 1px solid red; padding: 2px;">REP</span> <span style="border: 1px solid red; padding: 2px;">SEEN</span> </div> <p><b>Two marks for any two valid points.</b></p>

Question			Answer	Mark	Guidance								
6	c	(ii)	<p><b>One</b> mark for correct answer. <b>Three</b> required.</p> <table border="1"> <thead> <tr> <th>Definition</th> <th>Safety label</th> </tr> </thead> <tbody> <tr> <td>This label is used to identify products where safety is very important. It gives assurance that the product is safe and reliable</td> <td><b>D</b></td> </tr> <tr> <td>This label appears on toys that have been made by a member of the British Toy and Hobby Association Toy Fair.</td> <td><b>B</b></td> </tr> <tr> <td>This label is mainly displayed on toys that might not pass the 'choke hazard test'.</td> <td><b>A</b></td> </tr> </tbody> </table>	Definition	Safety label	This label is used to identify products where safety is very important. It gives assurance that the product is safe and reliable	<b>D</b>	This label appears on toys that have been made by a member of the British Toy and Hobby Association Toy Fair.	<b>B</b>	This label is mainly displayed on toys that might not pass the 'choke hazard test'.	<b>A</b>	<p><b>3</b> (3x1)</p>	<p><b>Annotation:</b> The number of ticks must match the number of marks awarded.</p> <p>For an <b>incorrect</b> answer use the <b>cross</b>.</p> <p><b>No other answers are acceptable.</b></p> <p><b>Crossed Out Responses:</b></p> <ul style="list-style-type: none"> <li>Where a candidate has crossed out a response and provided a clear alternative then the crossed out response is not marked.</li> <li>Where no alternative response has been provided, examiners may give candidates the benefit of the doubt and mark the crossed out response where legible.</li> </ul>
Definition	Safety label												
This label is used to identify products where safety is very important. It gives assurance that the product is safe and reliable	<b>D</b>												
This label appears on toys that have been made by a member of the British Toy and Hobby Association Toy Fair.	<b>B</b>												
This label is mainly displayed on toys that might not pass the 'choke hazard test'.	<b>A</b>												

## Need to get in touch?

If you ever have any questions about OCR qualifications or services (including administration, logistics and teaching) please feel free to get in touch with our customer support centre.

### Call us on

**01223 553998**

### Alternatively, you can email us on

**support@ocr.org.uk**

### For more information visit

 [ocr.org.uk/qualifications/resource-finder](https://ocr.org.uk/qualifications/resource-finder)

 [ocr.org.uk](https://ocr.org.uk)

 [Twitter/ocrexams](https://twitter.com/ocrexams)

 [/ocrexams](https://twitter.com/ocrexams)

 [/company/ocr](https://www.linkedin.com/company/ocr)

 [/ocrexams](https://www.youtube.com/ocrexams)



OCR is part of Cambridge University Press & Assessment, a department of the University of Cambridge. For staff training purposes and as part of our quality assurance programme your call may be recorded or monitored. © OCR 2023 Oxford Cambridge and RSA Examinations is a Company Limited by Guarantee. Registered in England. Registered office The Triangle Building, Shaftesbury Road, Cambridge, CB2 8EA. Registered company number 3484466. OCR is an exempt charity.

OCR operates academic and vocational qualifications regulated by Ofqual, Qualifications Wales and CCEA as listed in their qualifications registers including A Levels, GCSEs, Cambridge Technicals and Cambridge Nationals.

OCR provides resources to help you deliver our qualifications. These resources do not represent any particular teaching method we expect you to use. We update our resources regularly and aim to make sure content is accurate but please check the OCR website so that you have the most up-to-date version. OCR cannot be held responsible for any errors or omissions in these resources.

Though we make every effort to check our resources, there may be contradictions between published support and the specification, so it is important that you always use information in the latest specification. We indicate any specification changes within the document itself, change the version number and provide a summary of the changes. If you do notice a discrepancy between the specification and a resource, please [contact us](#).

Whether you already offer OCR qualifications, are new to OCR or are thinking about switching, you can request more information using our [Expression of Interest form](#).

Please [get in touch](#) if you want to discuss the accessibility of resources we offer to support you in delivering our qualifications.