




Oxford Cambridge and RSA

Friday 8 November 2024 – Morning

GCSE (9–1) Mathematics

J560/02 Paper 2 (Foundation Tier)

Time allowed: 1 hour 30 minutes



You must have:

- the Formulae Sheet for Foundation Tier (inside this document)

You can use:

- geometrical instruments
- tracing paper

Do not use:

- a calculator



Please write clearly in black ink. **Do not write in the barcodes.**

Centre number

--	--	--	--	--

Candidate number

--	--	--	--

First name(s)

Last name

INSTRUCTIONS

- Use black ink. You can use an HB pencil, but only for graphs and diagrams.
- Write your answer to each question in the space provided. If you need extra space use the lined page at the end of this booklet. The question numbers must be clearly shown.
- Answer **all** the questions.
- Where appropriate, your answer should be supported with working. Marks might be given for using a correct method, even if your answer is wrong.

INFORMATION

- The total mark for this paper is **100**.
- The marks for each question are shown in brackets [].
- This document has **20** pages.

ADVICE

- Read each question carefully before you start your answer.



- 1 (a) Write down a multiple of 9 between 30 and 40.

(a) [1]

- (b) Write down a factor of 100 between 11 and 30.

(b) [1]

- 2 Work out.

(a) $7 + -5$

(a) [1]

(b) 26×6

(b) [1]

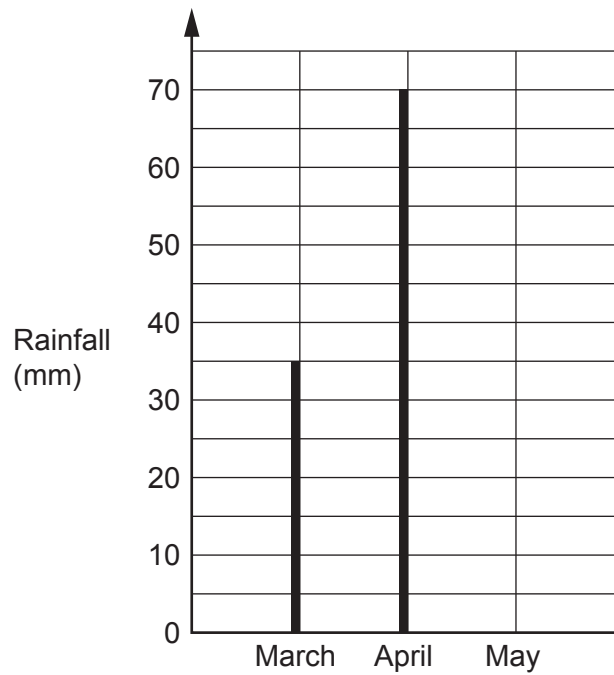
(c) $1648 \div 8$

(c) [1]

(d) $4.78 + 5.3$

(d) [1]

- 3 The vertical line chart shows the rainfall, in millimetres (mm), in March and April.



- (a) Write down the rainfall in March.

(a) mm [1]

- (b) In May there was 55 mm of rainfall.

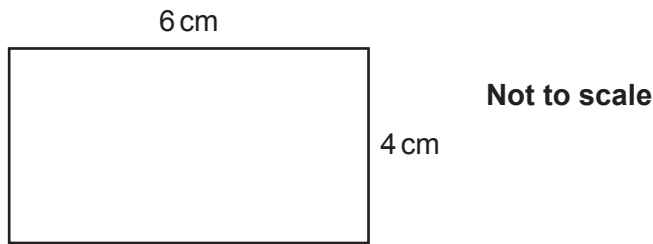
Complete the vertical line chart for May.

[1]

- (c) Work out the **total** rainfall for March, April and May.

(c) mm [2]

- 4 Here is a rectangle.



Work out the area of the rectangle.

..... cm^2 [2]

- 5 (a) Complete each statement.

(i) 35 kilograms = grams. [1]

(ii) 203 millilitres = litres. [1]

(iii) 4 square centimetres = square millimetres. [1]

- (b) A train travels 90 km at an average speed of 40 km/h.

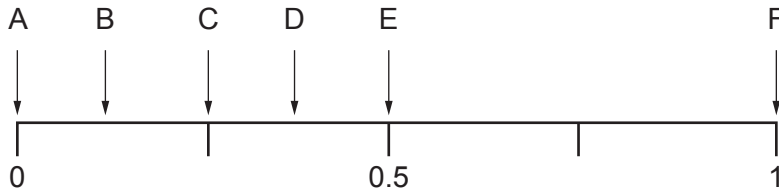
Work out the time taken for this journey.
Give your answer in hours and minutes.

(b) hours minutes [3]

6 There are 16 coins in a bag.

- Six 5p coins.
- Two 10p coins.
- Eight 20p coins.

(a) The diagram shows a probability scale.



One coin is taken at random from the bag.

Which arrow shows the probability that the coin:

(i) has a value of less than £1,

(a)(i) [1]

(ii) is a 20p coin,

(ii) [1]

(iii) is a 50p coin?

(iii) [1]

(b) More coins are added to the 16 coins already in the bag.
One coin is taken at random from the bag.

The probability of the coin being a 5p, a 10p or a 20p coin are now all equal.

Find the **minimum** number of coins that must be in the bag.

(b) [2]

7 (a) Work out.

$$\frac{1}{3} + \frac{2}{7}$$

(a) [2]

(b) Work out.

$$\frac{5}{8} \times \frac{7}{10}$$

Give your answer in its simplest form.

(b) [2]

8 (a) A sequence is generated using the rule:

- multiply the previous term by 3
- then subtract 1.

The **2nd** term of the sequence is 20.

(i) Find the **3rd** term of the sequence.

(a)(i) [1]

(ii) Find the **1st** term of the sequence.

(ii) [2]

(b) Here are the first four terms of a different sequence.

5 10 15 20

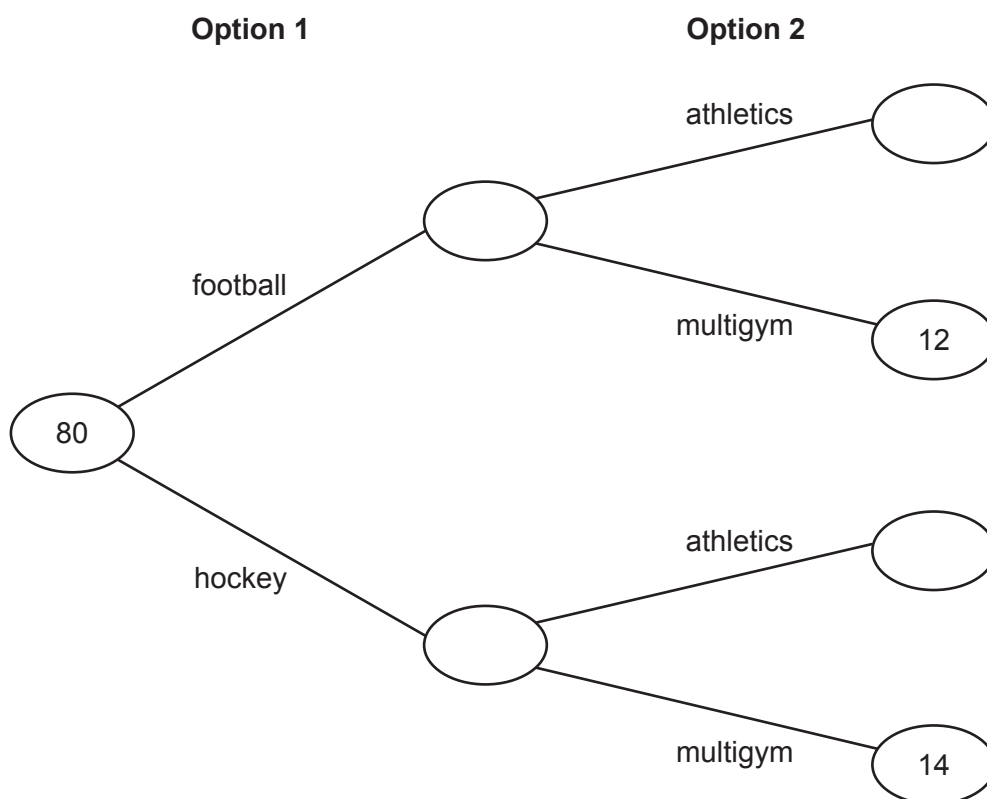
Find the n th term of the sequence.

(b) [1]

- 9 80 students each chose two activities, one from Option 1 and one from Option 2.

Option	Activity
1	football or hockey
2	athletics or multigym

This frequency tree shows the number of students choosing some of the activities.



- (a) How many more students chose hockey and multigym rather than football and multigym?

(a) [1]

- (b) Ten more students chose football rather than hockey.

Complete the frequency tree.

[4]

- 10 (a)** The table shows charges made by a gas company to its customers.

Cost per day	27p
PLUS	
Cost per unit of gas used	8p

The owner of a flat receives a gas bill covering a period of 100 days.
They have used 7000 units of gas in this period.

Show that their bill is for £587.

[4]

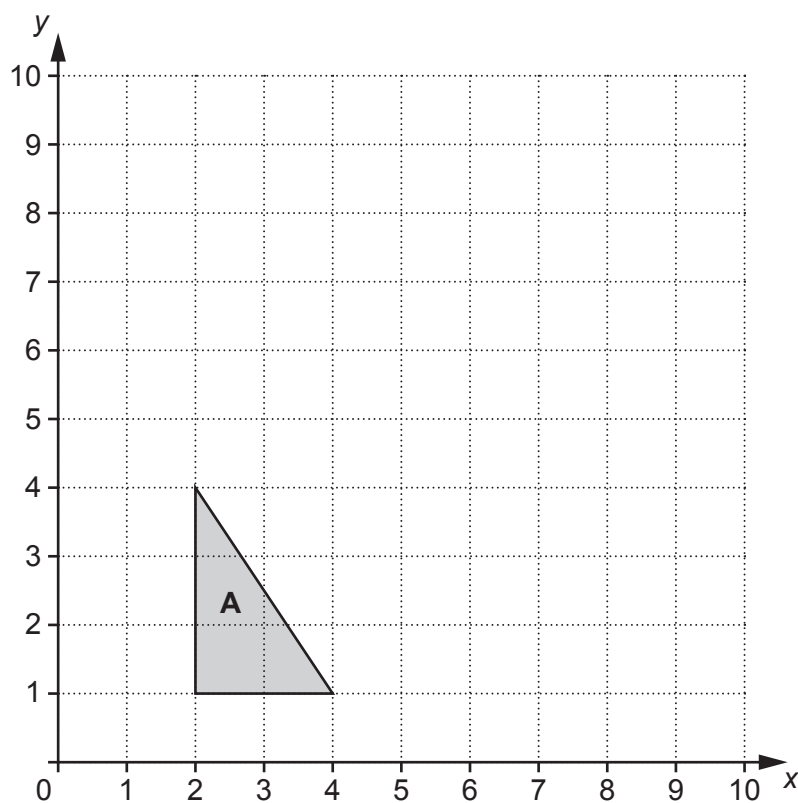
- (b)** The owner of a house is supplied gas by a different gas company.

- The cost per day is 25p.
- They use 10 000 units of gas in 100 days.
- Their bill covering the period of 100 days is £975.

Work out the cost per unit of gas used, giving your answer in pence.

(b) p **[4]**

11 Triangle **A** is drawn on the grid below.



- (a) Enlarge triangle **A** by scale factor 2 with centre of enlargement $(0, 1)$.
Label the image **B**.

[3]

- (b) Complete the description of the **single** transformation that maps triangle **B** back to triangle **A**.

Enlargement by scale factor with centre of enlargement

[2]

- 12** A spinner has five sides numbered 1 to 5.

If the spinner is fair, the probability that it lands on the number 1 is 0.2.

A student spins the spinner 300 times.

- (a) Assuming the spinner is fair, use the information to work out how many times the spinner is expected to land on the number 1.

(a) [2]

- (b) The spinner actually landed on the number 1 on 58 of the 300 spins.

Decide whether or not the result suggests this spinner is likely to be a fair spinner?
Give a reason for your answer.

..... because

..... [1]

13 (a) Find the value of:

(i) 2^5 ,

(a)(i) [2]

(ii) $\sqrt[3]{1000}$.

(ii) [1]

(b) Simplify.

$$y^{12} \div y^4$$

(b) [1]

(c) $5^p \times 5 = \frac{1}{5}$

Find the value of p .

(c) $p =$ [2]

14 Rosa is thinking of a fraction.

The numerator is a cube number less than 100.

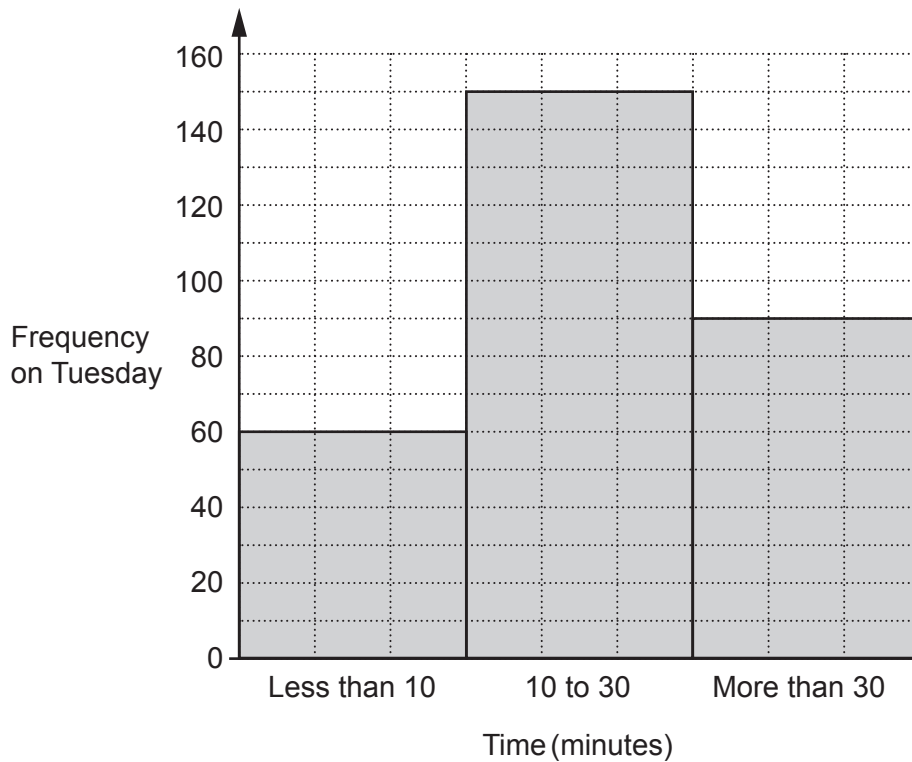
The denominator is a square number less than 100.

The fraction is equivalent to $\frac{1}{8}$.

Find the fraction that Rosa is thinking of.

..... [3]

- 15 The graph shows the time, in minutes, taken by some pupils to travel to school on **Tuesday**.



- (a) Find the percentage of these pupils that took more than 30 minutes to travel to school.

(a) % [3]

- (b) On **Tuesday** the number of pupils taking 10 to 30 minutes to travel to school was 25% less than on **Monday**.

Find the number of pupils taking 10 to 30 minutes to travel to school on **Monday**.

(b) [3]

- 16** An electrician charges £30 per visit plus £22 per hour.

Write an expression for the cost, in £, charged by the electrician for one visit lasting n hours.

£ [2]

- 17** Anika has a shelf 79.6 cm long.

She has many books, each of width 3.4 cm.

Anika puts two paperweights, each of width 5 cm, and the maximum possible number of books on the shelf.

Work out the amount of space on the shelf that is left over.

You must show your working.

..... cm [5]

- 18** Jack has ten cards numbered 11 to 20.
He picks a card at random.

Jack says,

In these ten cards, there are two multiples of 5 and five even numbers.
Therefore, the probability that I pick a card that is a multiple of 5 or an even number is

$$\frac{2}{10} + \frac{5}{10} = \frac{7}{10}.$$

Describe the error in Jack's method and give the correct answer.

The error is

.....

The correct answer is **[2]**

- 19** Felix makes craft figures at a constant rate.
He can make 5 craft figures in 40 minutes.

(a) Find the number of craft figures Felix can make in 4 hours.

(a) **[3]**

(b) Darcie makes craft figures 10% quicker than Felix.

Work out how long Darcie takes to make 15 craft figures.

(b) minutes **[3]**

20 Here is a question and an incorrect answer.

Question:

Expand the brackets and simplify fully.

$$3(a + 2b) + a$$

Answer:

$$a4 + 6 \times b$$

Explain why the answer is **not** correct.

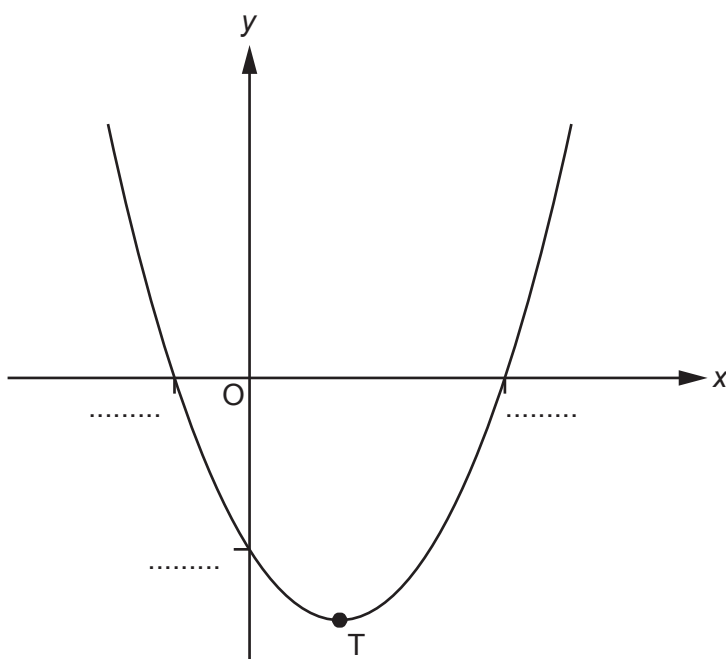
.....

..... [2]

21 (a) Show that $(x + 3)(x - 5) = x^2 - 2x - 15$.

[1]

(b) The diagram shows a sketch of the graph $y = (x + 3)(x - 5)$.



Complete the diagram by adding the values of the **three** intercepts with the axes.

[2]

(c) The minimum point on the graph is marked T.

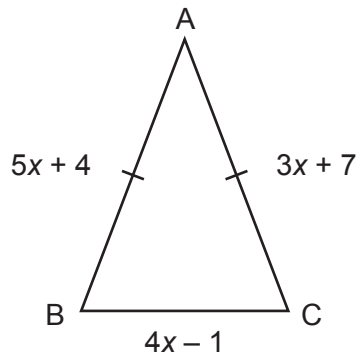
Write down the coordinates of the point T.

(c) (.....,) [2]

Turn over

22 In this question, all lengths are in centimetres.

The diagram shows an isosceles triangle ABC.
 $AB = AC$.

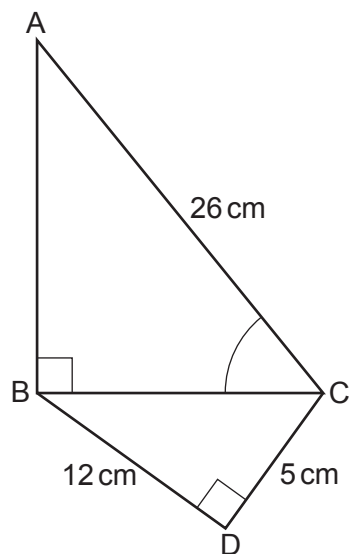


Not to scale

Find the perimeter of the triangle.
You must show your working.

..... cm **[6]**

- 23 The diagram shows two right-angled triangles, ABC and BDC, joined at BC.



Not to scale

Work out angle BCA.
You must show your working.

.....° [5]

END OF QUESTION PAPER

This image shows a blank sheet of white paper designed for writing. It features a series of evenly spaced horizontal blue lines across its entire width. A single vertical red line runs down the left side, creating a narrow margin. The paper is otherwise empty, with no text or markings.

Oxford Cambridge and RSA

OCR is committed to seeking permission to reproduce all third-party content that it uses in its assessment materials. OCR has attempted to identify and contact all copyright holders whose work is used in this paper. To avoid the issue of disclosure of answer-related information to candidates, all copyright acknowledgements are reproduced in the OCR Copyright Acknowledgements Booklet. This is produced for each series of examinations and is freely available to download from our public website (www.ocr.org.uk) after the live examination series.

For queries or further information please contact The OCR Copyright Team, The Triangle Building, Shaftesbury Road, Cambridge CB2 8EA.

© OCR 2024